



Movie Review and Rating System

A Report for the Evaluation 3 of Project 2

Submitted by

Yash Sharma

(1613101856 / 16SCSE101559)

in partial fulfillment for the award of the degree

of

Bachelor of Technology

IN

Computer Science And Engineering

SCHOOL OF COMPUTING SCIENCE AND ENGINEERING

Under the Supervision of

Mr. PRAVEEN DOMINIC, M.S

Assistant Professor

APRIL/MAY- 2020

TABLE OF CONTENTS

Chapter No.	Title	Page No.
1.	Abstract	3
2.	Introduction	4
3.	Existing System	6
4.	Proposed System	7
5.	Implementation/Architectural Diagrams	8
6.	Output/Result/Screenshot	82
7.	Conclusion/Future Enhancements	88
8.	References	89

Abstract =>

The Movie Review And Rating System is the System Which can help the user to get the correct rating about the movie along with the reviews on that particular movie,so this application will be the web application where the actions performed by the user will be thorough dynamic in nature,so the technologies used to create this application are wide some of them are:

HTML5,CSS3,JAVASCRIPT,MongoDB,NodeJS,Yelpcamp etc.

So each technology listed here works differently and have a different contribution for the creation for the application.HTML5 is used for giving the content to the webpage eg.

Text,images,videos,audios,buttons. CSS3 is used for the presentation of that Content using various properties and values, Javascript is used for making the site responsive called as dynamic in nature,MongoDB and NodeJS will be the Backend of the application where MongoDB is the NOSql Database and Nodejs is the famous js library or framework for creating the backend environment.

Introduction =>

Problem Statement=>

The Movie Review And Rating System is the System Which can help the user to get the correct rating about the movie along with the reviews on that particular movie,so this application will be the web application where the actions performed by the user will be thorough dynamic in nature,so the technologies used to create this application are wide some of them are:

HTML5,CSS3,JAVASCRIPT,MongoDB,NodeJS,Yelpcamp etc.

So each technology listed here works differently and have a different contribution for the creation for the application.

HTML5 is used for giving the content to the webpage eg. Text,images,videos,audios,buttons.

CSS3 is used for the presentation of that Content using various properties and values,

Javascript is used for making the site responsive called as dynamic in nature,MongoDB and

NodeJS will be the Backend of the application where MongoDB is the NOSql Database and

Nodejs is the famous js library or

framework for creating the backend environment.

This is a helpful web application for the people who wants to quickly check for the tutorials along with the comments and the ratings that the movie got from the users.

There will be a search bar for the movies to find and that makes it easier for the user to search for their favourite movies and the trailers.

The rating of the movie completely depends on what the visitors are providing, so if they found the movie useful then they will give that movie the good stars and it will definitely help other users when they want to take the views about the movie and trailers.

the movies that are available will be old and new, there will be the continuous update of the system based on the urls and databases.

The web application is the most flexible form of the applications as compared to the other types of applications because the browser can easily run almost all of them and they are easy in terms of development as compared to the other applications, so working with the web applications is very

friendly and exciting.

Proposed System =>

In this System, we have different new things and Functionalities , which comes in handy By using it, we have a new interactive Interface which is a user friendly , it is so simple to Use in real time and we have added new navbars which comes by using a new Bootstrap 4.1.3 version, and this provides a user with a much better experience and along with that A new javascript is being used as a brand new modification to the system .

We have made this application as much interactive as we can make it, which makes it Very powerful and brand new movies are also updated to the server so that, if any guy Is using this in 2020 than he can also find it working if that guy is searchig for new movies That it will be helpful as new movies are regularly being updated directly through the server So with that in mind we know that this application is not going to die never.

Now we have to cover that if any existing system is available their than why the people Are going to use my system, here's the fact, the most popular web application now On the internet is IMDB which is the famous thing to see the rating of a movie But as everyone knows that its not that fancy to work with and most of the people are Interested in fancy things weather is only the UI and believe that user Interface plays the Important role in creating the audience , my movie Buzz is better than the imdb web app In terms of UI, here on my web app you will find the most interactive UI that you have Never seen anywhere for the movie rating system, and along with the that the famous Web app for movie rating i.e IMDB doesn't shows the new and the better recommandation.

Existing System =>

The existing system gives the idea that how our system is different from the pre existing Systems. So the pre-existing system is not that good in terms of the UI of the application But our system is a lot better in that means.

Now most of the existing systems uses the backend technologies like PHP, For making the connection to the server. But we used the latest cutting edge Technology for doing this task, i.e the nodejs framework i.e Express. Express is The best framework out there for doing the stuffs.

The Existing systems relies heavily on the Bootstrap but with the older versions. Because at that time their was the old Bootstrap and the old bootstrap comes with the Old components and css styles.

But we have used the latest version of Bootstrap i.e the Bootstrap v4.0.3. Which is the game changer for most of the times.

And most the older web applications of movie rating system used the older versions of ECMA script better known as Javascript, but we are using the latest ES10 which is Released in 2019. And the new es10 comes with the methods and things.

Existing systems comes with a very less functionalities such as they can't show the Recommendations of the movies that are rocking the world and the most viewed top Charts, and our system works best in all the corners to fulfil the requirement.

Implementation=>

Main HTML File=>

```
<!DOCTYPE html>
<html>
<head>

<title>Movie Buzz</title>

<script src="https://www.gstatic.com/firebasejs/5.5.5/firebase.js"></script>
<script>
  // Initialize Firebase
  var config = {
    apiKey: "AlzaSyC21nS12VbWyYLEkjul6nyrMLFnYIzwscl",
    authDomain: "movie-buzz-c2ee9.firebaseio.com",
    databaseURL: "https://movie-buzz-c2ee9.firebaseio.com",
    projectId: "movie-buzz-c2ee9",
    storageBucket: "movie-buzz-c2ee9.appspot.com",
    messagingSenderId: "917177307499"
  };
  firebase.initializeApp(config);
</script>
<script src="https://cdn.firebase.com/libs/firebaseui/3.4.1/firebaseui.js"></script>
<link type="text/css" rel="stylesheet" href="https://cdn.firebase.com/libs/firebaseui/3.4.1/firebaseui.css" />
      <meta charset="utf-8">
      <meta name="viewport" content="width=device-width, initial-scale=1">
      <link rel="stylesheet" href="https://maxcdn.bootstrapcdn.com/bootstrap/3.3.7/css/bootstrap.min.css">
      <script src="https://ajax.googleapis.com/ajax/libs/jquery/3.3.1/jquery.min.js"></script>
      <script src="https://maxcdn.bootstrapcdn.com/bootstrap/3.3.7/js/bootstrap.min.js"></script>
      <script type="text/javascript" src="assets/javascript/app.js"></script>
      <link rel="SHORTCUT ICON" href="assets/tv_tbg.ico">
      <link rel="stylesheet" type="text/css" href="assets/css/style.css">
      <link href="https://fonts.googleapis.com/css?family=Montserrat:800" rel="stylesheet">
      <link href="https://fonts.googleapis.com/css?family=Nunito:700" rel="stylesheet">
      <link href='https://fonts.googleapis.com/css?family=Oswald:700' rel='stylesheet' type='text/css'>
      <link href="https://fonts.googleapis.com/css?family=Raleway" rel="stylesheet">

      <script src="https://cdn.firebase.com/libs/firebaseui/3.4.1/firebaseui.js"></script>
      <link type="text/css" rel="stylesheet" href="https://cdn.firebase.com/libs/firebaseui/3.4.1/firebaseui.css" />
```



```

<script type="text/javascript">
  // FirebaseUI config.
  var uiConfig = {
    signInSuccessUrl: 'index.html',
    signInOptions: [
      // Leave the lines as is for the providers you want to offer your users.
      firebase.auth.GoogleAuthProvider.PROVIDER_ID,
      //firebase.auth.FacebookAuthProvider.PROVIDER_ID,
      //firebase.auth.TwitterAuthProvider.PROVIDER_ID,
      //firebase.auth.GithubAuthProvider.PROVIDER_ID,
      firebase.auth.EmailAuthProvider.PROVIDER_ID,
      //firebase.auth.PhoneAuthProvider.PROVIDER_ID,
      //firebaseui.auth.AnonymousAuthProvider.PROVIDER_ID
    ],
    // tosUrl and privacyPolicyUrl accept either url string or a callback
    // function.
    // Terms of service url/callback.
    tosUrl: '<your-tos-url>',
    // Privacy policy url/callback.
    privacyPolicyUrl: function() {
      window.location.assign('<your-privacy-policy-url>');
    }
  };

  // Initialize the FirebaseUI Widget using Firebase.
  var ui = new firebaseui.auth.AuthUI(firebase.auth());
  // The start method will wait until the DOM is loaded.
  ui.start('#firebaseui-auth-container', uiConfig);
</script>

```

```

<script type="text/javascript">
  initApp = function() {
    firebase.auth().onAuthStateChanged(function(user) {

  if (user) {
    // User is signed in.
    var displayName = user.displayName;
    var email = user.email;
    var emailVerified = user.emailVerified;
    var photoURL = user.photoURL;
    var uid = user.uid;
    var phoneNumber = user.phoneNumber;
    var providerData = user.providerData;
    document.getElementById('signoutBtn').addEventListener('click',function(){
      firebase.auth().signOut();
      $('#signOutWindow').modal('hide');
    });
    user.getIdToken().then(function(accessToken) {
      document.getElementById('signer').textContent = displayName + ' | Sign Out';
      var signout = document.getElementById('signer');
      signout.dataset.target = "#signOutWindow";

    });
  }

```

```

    } else {
      // User is signed out.
      document.getElementById('signer').textContent = 'Sign In / Register';
      var signout = document.getElementById('signer');
      signout.dataset.target = "#popUpWindow";

      // document.getElementById('sign-in').textContent = 'Sign in';

// document.getElementById('account-details').textContent = 'null';
    }
  }, function(error) {
    console.log(error);
  });
};

```

```

window.addEventListener('load', function() {
  initApp()
});
</script>

```

```

<style type="text/css">

```

```

.navbar {
  font-family: 'Nunito', sans-serif;
  margin-bottom: 0;
  background-color: #0b98de;
  border: 0;
  font-size: 20px !important;
  /*letter-spacing: 4px;*/
  /*opacity: 0.9;*/
  border-radius: 0;
}
.carousel-inner img {
  width: 100%; /* Set width to 100% */
  margin: auto;
}
.carousel-caption h3 {
  color: #fff !important;
}
.navbar li a, .navbar .navbar-brand {
  color: #d5d5d5 !important;
}
.navbar-nav li a:hover {
  color: #fff !important;
}
.navbar-nav li.active a {
  color: #fff !important;
  background-color: #29292c !important;
}
.navbar-default .navbar-toggle {
  border-color: transparent;
}

```

```

#popUpWindow{

```

```

background: #0b98de;
}
#signOutWindow{
background: #0b98de;
}

.wrapper{
background:#f9feff;
box-shadow: 0 0 20px 0 rgba(72,94,116,0.7);
padding: 0px;
margin-top: 20px;
font-family: 'Raleway', sans-serif;
}

/* .wrapper > *{
padding: 0px;
}*/

.wrapper > h2{
padding-left: 20px;
padding-right: 20px;
}

.sizeimg {
width: 100%;
padding: 0px;
margin-top: 0px;
}

.date {
opacity: 0.65;
font-size: 18px;
padding-left: 20px;
padding-right: 20px;
}

.desc {
padding-left: 20px;
padding-right: 20px;
font-size: 15px;
line-height: 1.5;
}

</style>
</head>
<body>
<!-- <div class="container" style="background-color: white"> -->
<!-- navbar-fixed-top -->
<nav class="navbar navbar-default ">
<div class="container-fluid">
<div class="navbar-header">
<a class="navbar-brand" href="index.html">
<div style="font-family: 'Montserrat', sans-serif; font-size: 30px; letter-spacing: -2px;
color: white;">Movie Buzz</div>

```

```

</a>
</div>
<ul class="nav navbar-nav navbar-right">
  <!-- <li class="active"><a href="#">Home</a></li> -->
  <li><a href="nowplaying.html">Now Playing</a></li>
  <li><a href="search.html">Catalog</a></li>
  <li><a href="toprated.html">Top Charts</a></li>
  <li><a href="genre.html">Genre-lize</a></li>
  <!-- <li style="vertical-align: middle;"><a style="vertical-align: middle;">
<input type="text" placeholder="Search.." name="search" style="color: black">
<span class="glyphicon glyphicon-search" style="padding-left: 10px"></span></a></li> -->

  <li><a href="#" data-toggle="modal" data-target="#popUpWindow" id="signer">Sign In/Register</a></li>
  <!-- <li><a href="#" data-toggle="modal" data-target="#popUpWindow1">Sign Up</a></li> -->

  <!-- <button type='button' class="btn btn-success" data-toggle="modal" data-target="#popUpWindow">
Open Log In Window</button> -->
</ul>
</div>
</nav>

<div class="modal fade" id="popUpWindow">
  <div class="modal-dialog">
    <div class="modal-content">
      <!-- header -->
      <div class="modal-header">
        <button type="button" class="close" data-dismiss="modal">&times;</button>
        <h3 class="modal-title" align="middle">Sign In</h3>
      </div>
      <!-- body -->
      <!-- <div class="modal-header">
        <form role="form">
          <div class="form-group">
            <input type="email" class="form-control" placeholder="Email"/>
            <br>
            <input type="password" class="form-control" placeholder="Password" />
          </div>
        </form> -->
      <div id="firebaseui-auth-container"></div>
    </div>

    <!-- footer -->
    <!-- <div class="modal-footer">
      <button class="btn btn-primary btn-block">Sign In</button>
    </div> -->

  </div>
</div>

<div class="modal fade" id="signOutWindow">
  <div class="modal-dialog">
    <div class="modal-content">
      <!-- header -->

```

```

<div class="modal-header">
  <button type="button" class="close" data-dismiss="modal">&times;</button>
  <h3 class="modal-title" align="middle">Sign Out</h3>
</div>
<br>
<h4 align="middle">Are you sure you want to sign out?</h4>
<br>

<!-- body -->
<div class="modal-header" align="center">
  <button class="btn btn-primary btn-block" style="width: inherit;" id="signoutBtn">Sign Out</button>
<!--
  <form role="form">
    <div class="form-group">
      <input type="email" class="form-control" placeholder="Email"/>
      <br>
      <input type="password" class="form-control" placeholder="Password" />
    </div>
  </form> -->
<!-- <div id="firebaseui-auth-container"></div> -->
</div>

<!-- footer -->
<!-- <div class="modal-footer">
  <button class="btn btn-primary btn-block" style="width: inherit;">Sign Out</button>
</div> -->

</div>
</div>
</div>

<!-- <div class="modal fade" id="popUpWindow1">
<div class="modal-dialog">
  <div class="modal-content">

    <div class="modal-header">
      <button type="button" class="close" data-dismiss="modal">&times;</button>
      <h3 class="modal-title">Sign Up</h3>
    </div>

    <div class="modal-header">
      <form role="form">
        <div class="form-group">
          <input type="name" class="form-control" placeholder="Name">
          <br>
          <input type="email" class="form-control" placeholder="Email"/>
          <br>
          <input type="password" class="form-control" placeholder="Password" />
        </div>
      </form>
    </div>

    <div class="modal-footer">
      <button class="btn btn-primary btn-block">Sign Up</button>
    </div>
  </div>
</div>
</div>

```

```

    </div>

</div>
</div>
</div> -->

<div>
  <div id="myCarousel" class="carousel slide" data-ride="carousel">
    <!-- Indicators -->
    <ol class="carousel-indicators">
      <li data-target="#myCarousel" data-slide-to="0" class="active"></li>
      <li data-target="#myCarousel" data-slide-to="1"></li>
      <li data-target="#myCarousel" data-slide-to="2"></li>
    </ol>

    <!-- Wrapper for slides -->
    <div class="carousel-inner">
      <div class="item active">
        
        <div class="carousel-caption">
          <h3>Goosebumps 2</h3>
          <p>Offers a handful of treats for very young views, but compared to the entertaining original,
this sequel is ding dong to ditch.</p>
        </div>
      </div>

      <div class="item img-responsive">
        
        <div class="carousel-caption">
          <h3>Venom</h3>
          <p>Venom's first standalone movie turns out to be like the comics character in all the wrong ways -
chaotic, noisy and in desperate need for a stronger attachment to Spider-Man.</p>
        </div>
      </div>

      <div class="item">
        
        <div class="carousel-caption">
          <h3>First Man</h3>
          <p>Uses a personal focus to fuel a look back at a pivotal moment in human history -
and takes audiences on a soaring dramatic journey along the way.</p>
        </div>
      </div>
    </div>

    <!-- Left and right controls -->
    <a class="left carousel-control" href="#myCarousel" data-slide="prev">
      <span class="glyphicon glyphicon-chevron-left"></span>
      <span class="sr-only">Previous</span>
    </a>
    <a class="right carousel-control" href="#myCarousel" data-slide="next">
      <span class="glyphicon glyphicon-chevron-right"></span>
      <span class="sr-only">Next</span>
    </a>
  </div>
</div>

```

```
</a>
</div>
</div>
```

```
<!-- <div align="middle">
  <div class='search-box'>
    <form class='search-form'>
      <input class='form-control' placeholder='Trending Today: Venom, A Star is Born...' type='text'>
      <button class='btn btn-link search-btn'>
        <i class='glyphicon glyphicon-search'>Search</i>
      </button>
    </form>
  </div>
</div> -->
```

```
<div class="container">
<br><br>
  <div class="wrapper">
    
    <h2>Die Hard returning to theaters for 30th anniversary</h2>
    <p class="date">October 25, 2018</p>
    <br>
    <p class="desc">It's getting close to the most wonderful time of year, so what better way
to celebrate than to watch the perfect Christmas movie on a big screen?
Fans can debate forever whether or not Die Hard actually
counts as a "Christmas movie" per se, but the fact is the iconic Bruce
Willis action film turns 30 this year.
Fathom Events and Turner Classic Movies are
celebrating the big anniversary by bringing Die Hard back to theaters this November.</p>
```

```
<!-- <p class="desc">
  Die Hard is set to be the next installment in the
  TCM Big Screen Classics series from Fathom Events
  and Turner Classic Movies. The action movie will return to
  theaters for two days only, Nov. 11 and Nov. 14,
  featuring new pre and post-film commentary by
  TCM host Ben Mankiewicz. It's a great opportunity for
  Brooklyn Nine-Nine fans to finally figure out what all those references are about.
```

```
</p> -->
  <div align="center">
    <a href="diehard.html"><button class="read">Read More</button></a>
  </div>
</div>
```

```
<br><br>
```

```
<div class="wrapper">
  
  <h2>Guillermo del Toro Directing 'Pinocchio' for Netflix</h2>
  <p class="date">October 22, 2018 </p>
```


<p class="desc">

Fresh off his Oscar win for "The Shape of Water," Guillermo del Toro is set to make his animated feature film directing debut.

Del Toro has received the green light from Netflix to film "Pinocchio," a stop motion musical

version of the classic children's tale about a puppet who wants to be a real live boy.

He will write and produce the film in addition to directing it.

</p>

<!-- <p class="desc">

The film will be set in Italy during the 1930s, a particularly fraught historical moment and a time when fascism was on the rise and Benito Mussolini was

consolidating control of the country. Production on "Pinocchio" will begin this fall.

Del Toro previously set "The Devil's Backbone" and "Pan's Labyrinth"

against a totalitarian backdrop, although he placed those stories in Franco's Spain.

</p> -->

<div align="center">

<button class="read">Read More</button>

</div>

</div>

<div class="wrapper">

<h2>'Wonder Woman 1984' Pushed Back Seven Months to 2020</h2>

<p class="date">October 21, 2018 </p>

<p class="desc">

Jeff Goldstein, Warner Bros.' president of domestic distribution, said,

"We had tremendous success releasing the first 'Wonder Woman' film during the summer so when we saw an opportunity to take advantage of the changing competitive landscape, we did. This move lands the film exactly where it belongs."

</p>

<!-- <p class="desc">

"Wonder Woman 1984" is the eighth

installment in the DC Universe,

and the fourth movie featuring

Gadot's Wonder Woman.

The first pic earned \$821.8

million worldwide, including

\$412.6 million in North America.

The movie is the

highest-grossing film with a female director,

as well as the

25th-highest-grossing

movie of all time in North America.

Patty Jenkins

is returning to direct.

The film was originally dated on Dec. 13,

2019, but was moved forward to Nov. 1 to avoid being just a single week ahead of Disney-Lucasfilm's "Star Wars: Episode IX," which opens on Dec. 20, 2019. Chris Pine is also back and Kristen Wiig joins as the villainous Cheetah. Gadot and Jenkins are producing along with Charles Roven, Deborah Snyder, Zack Snyder and Stephen Jones.

```
</p> -->
<div align="center">
  <a href="wonder.html">
    <button class="read">Read More</button></a>
  </div>
</div>
</div>

<br><br>

</div>
```

```
<footer>
  <div class="dev">
    <p>Designed and Developed by -
    <a href="aboutme.html">Yash Sharma</a></p>
  </div>
  <div class="social">
    <a href="contact.html" class="linked">
      Contact Us</a>
    </div>
</footer>
</body>
</html>
```

Helper HTML Files=>

- AboutMe.html=>

```
<!DOCTYPE html>

<html>

<head>

  <title>About Me - Movie Buzz</title>

  <link rel="stylesheet" type="text/css" href="assets/css/aboutme.css">

</head>

<body>

<header class='masthead'>

  <p class='masthead-intro'>Hi I'm</p>

  <h1 class='masthead-heading'>Yash!</h1>

</header>

<section class="introduction-section">

  <h1>Introduction</h1>

  <p>I am a student with a passion in Data Structures and Algorithms, i like to create efficient algorithms.</p>

  <p>I love the internet, technology, and building beautiful things.</p>
```

</section>

<section class="questions-section">

<h1>More About Me</h1>

<h2>What are your favorite hobbies?</h2>

<p>My favorite hobbies are teaching and building things on the internet.</p>

<h2>What's your dream job?</h2>

<p>My dream job would be to work in the software engineering industry.</p>

<h2>Where do you live?</h2>

<p>I live in a metropolitan city in India.</p>

<h2>Why do you want to be a web developer?</h2>

<p>Because programming is awesome and programming for the internet is even more awesome.</p>

</section>

</body>

</html>

- Contact.html=>

```
<!DOCTYPE html>
```

```
<html lang="en">
```

```
<head>
```

```
  <meta charset="UTF-8">
```

```
  <meta name="viewport" content="width=device-width, initial-scale=1.0">
```

```
  <meta http-equiv="X-UA-Compatible" content="ie=edge">
```

```
  <title>Contact Us - Movie Buzz</title>
```

```
  <link href="https://maxcdn.bootstrapcdn.com/font-awesome/4.7.0/css/font-awesome.min.css"
  rel="stylesheet"
  integrity="sha384-wvfXpqpZZVQGK6TAh5PVIGOfQNHSoD2xbE+QkPxCAFINEEvoEH3SI0sibVcOQVnN"
  crossorigin="anonymous">
```

```
  <link rel="stylesheet" href="https://cdnjs.cloudflare.com/ajax/libs/animate.css/3.5.2/animate.css" />
```

```
  <link rel="stylesheet" href="assets/css/contact.css">
```

```
</head>
```

```
<body>
```

```
  <div class="container">
```

```
    <h1 class="brand"><span>Contact</span> Us</h1>
```

```
    <div class="wrapper">
```

```
      <div class="company-info">
```

```
        <h3>illitus Web Design</h3>
```

```
        <ul>
```

<i class="fa fa-road"></i> Mountain View, California, United States

<i class="fa fa-phone"></i> (555) 555-5555

<i class="fa fa-envelope"></i> contact@illitus.tech

</div>

<div class="contact">

<h3>Email Us</h3>

<div class="alert">Your message has been sent</div>

<form id="contactForm">

<p>

<label>Name</label>

<input type="text" name="name" id="name" required>

</p>

<p>

<label>Company</label>

<input type="text" name="company" id="company">

</p>

<p>

<label>Email Address</label>

<input type="email" name="email" id="email" required>

</p>

<p>

<label>Phone Number</label>

<input type="text" name="phone" id="phone" maxlength="10">

</p>

<p class="full">

<label>Message</label>

<textarea name="message" rows="5" id="message"></textarea>

</p>

<p class="full">

<button type="submit">Submit</button>

</p>

</form>

</div>

</div>

</div>

<script src="https://www.gstatic.com/firebasejs/4.3.0/firebase.js"></script>

<script src="assets/javascript/contact.js"></script>

</body>

</html>

- **Deltoro.html=>**

```
<!DOCTYPE html>
```

```
<html>
```

```
<head>
```

```
<title>News - Movie Buzz</title>
```

```
<link rel="stylesheet"
href="https://maxcdn.bootstrapcdn.com/bootstrap/3.3.7/css/bootstrap.min.css">
```

```
<script src="https://ajax.googleapis.com/ajax/libs/jquery/3.3.1/jquery.min.js"></script>
```

```
<script src="https://maxcdn.bootstrapcdn.com/bootstrap/3.3.7/js/bootstrap.min.js"></script><link
rel="stylesheet" type="text/css" href="assets/css/articles.css">
```

```
</head>
```

```
<body>
```

```
<div class="container">
```

```
<h1>Guillermo del Toro Directing &#8217;Pinocchio&#8217; for Netflix</h1>
```

```
<p class="date">October 22, 2018</p>
```

```

```

```
<br><br><br>
```

<p class="desc">

Fresh off his Oscar win for *The Shape of Water*, Guillermo del Toro is set to make his animated feature film directing debut. Del Toro has received the green light from Netflix to film *Pinocchio*, a stop motion musical version of the classic children's tale about a puppet who wants to be a real live boy. He will write and produce the film in addition to directing it.

</p>

<p class="desc">

The film will be set in Italy during the 1930s, a particularly fraught historical moment and a time when fascism was on the rise and Benito Mussolini was consolidating control of the country. Production on *Pinocchio* will begin this fall. Del Toro previously set *The Devil's Backbone* and *Pan's Labyrinth* against a totalitarian backdrop, although he placed those stories in Franco's Spain.

</p>

<p class="desc">

No art form has influenced my life and my work more than animation and no single character in history has had as deep of a personal connection to me as Pinocchio, said del Toro in a statement. In our story, Pinocchio is an innocent soul with an uncaring father who gets lost in a world he cannot comprehend. He embarks on an extraordinary journey that leaves him with a deep understanding of his father and the real world. I've wanted to make this movie for as long as I can remember.

</p>

<p class="desc">

Del Toro previously collaborated with Netflix on its Emmy award-winning television series *Trollhunters*, the first installment of the DreamWorks *Tales of Arcadia* trilogy. The next chapter, *3Below*, is set to debut on in December and it will be followed by

Wizards in 2019. He created the upcoming Netflix horror anthology series, *Guillermo del Toro Presents 10 After Midnight*. Del Toro's other credits include *Crimson Peak* and *Pan's Labyrinth*.

</p>

<p class="desc">

The project comes as Netflix is investing heavily in children's entertainment a move that will be increasingly important as Disney prepares to launch its own streaming service. To that end, the company has backed the likes of Lemony Snicket's A Series of Unfortunate Events, along with upcoming series such as She-Ra and the Princesses of Power and Gabby's Dollhouse.

</p>

<p class="desc">

Del Toro will collaborate on Pinocchio with the Jim Henson Company, the company behind The Dark Crystal and ShadowMachine, the creator of Bojack Horseman. Lisa Henson, ShadowMachine's Alex Bulkley, Corey Campodonico, and Gary Ungar of Exile Entertainment will produce the film. Blanca Lista will co-produce it.

</p>

<p class="desc">

Patrick McHale (Over The Garden Wall) will co-write the script, and Mark Gustafson (Fantastic Mr. Fox) will co-direct the movie. Guy Davis will serve as co-production designer and the film's puppets will be built by Mackinnon and Saunders, the team behind Corpse Bride.

</p>

<p class="desc">

Throughout his distinguished career, Guillermo has exhibited mastery in inspiring people through his magical worlds filled with unforgettable and magnificent characters, from the monsters in Pan's Labyrinth to the aquatic beast in The Shape of Water, Melissa Cobb, VP of kids and family at Netflix, said in a statement. We are incredibly excited to expand our relationship with Guillermo and we know that his deeply touching vision for bringing Pinocchio to life on Netflix will be embraced by audiences the world over.

</p>


```
<p class="desc" align="center">Consider sharing the article if you enjoyed reading it! </p>
```

```
<div align="center"><a href="https://twitter.com/share?ref_src=twsrc%5Etfw"
class="twitter-share-button" data-show-count="false">Tweet</a></div>
```

```
<script async src="https://platform.twitter.com/widgets.js" charset="utf-8"></script>
```

```
<!-- <a href="https://www.facebook.com/sharer/sharer.php?u=example.org" target="_blank">
```

```
  
```

```
</a> -->
```

```
</div>
```

```
</body>
```

```
</html>
```

- **Diehard.html=>**

```
<!DOCTYPE html>
```

```
<html>
```

```
<head>
```

```
<title>News - Movie Buzz</title>
```

```
<link rel="stylesheet"
href="https://maxcdn.bootstrapcdn.com/bootstrap/3.3.7/css/bootstrap.min.css">
```

```
<script src="https://ajax.googleapis.com/ajax/libs/jquery/3.3.1/jquery.min.js"></script>
```

```
<script src="https://maxcdn.bootstrapcdn.com/bootstrap/3.3.7/js/bootstrap.min.js"></script><link
rel="stylesheet" type="text/css" href="assets/css/articles.css">
```

```
</head>
```

```
<body>
```

```
<div class="container">
```

```
<h1>Die Hard returning to theaters for 30th anniversary</h1>
```

```
<p class="date">October 25, 2018</p>
```

```

```

```
<br><br><br>
```

<p class="desc">

Its getting close to the most wonderful time of year, so what better way to celebrate than to watch the perfect Christmas movie on a big screen? Fans can debate forever whether or not Die Hard actually counts as a "Christmas movie" per se, but the fact is the iconic Bruce Willis action film turns 30 this year. Fathom Events and Turner Classic Movies are celebrating the big anniversary by bringing Die Hard back to theaters this November.

</p>

<p class="desc">

Die Hard is set to be the next installment in the TCM Big Screen Classics series from Fathom Events and Turner Classic Movies. The action movie will return to theaters for two days only, Nov. 11 and Nov. 14, featuring new pre and post-film commentary by TCM host Ben Mankiewicz. Its a great opportunity for Brooklyn Nine-Nine fans to finally figure out what all those references are about.

</p>

<p class="desc">

Directed by John McTiernan, Die Hard centers on a battle of wits between wise-cracking cop John McClane (Willis) and the perfectly-named terrorist Hans Gruber (Alan Rickman). After Gruber and his goons take over the 35-story L.A. high-rise where McClanes estranged wife works, the cop finds himself the only thing standing in the way of their villainous master plan.

</p>

<p class="desc">

Hilariously, all this action takes place at Christmastime, with the holiday being the whole reason McClane is in the same vicinity as his wife when her business is attacked. As EW's James Hibberd wrote in 2015, "that set-up is a standard holiday movie formula. The fact that it's terrorists stalling John McClane instead of a blizzard in Chicago (Planes, Trains and Automobiles), or his time-sucking corporate job (Jingle All the Way), is just Die Hard's way of making its protagonist's obstacles more interesting." </p>

<p class="desc">

</p>

<p class="desc" align="center">Consider sharing the article if you enjoyed reading it! </p>

<div align="center">Tweet</div>

<script async src="https://platform.twitter.com/widgets.js" charset="utf-8"></script>

<!--

</a -->

</div>

</body></html>

- **Genre.html=>**

```
<!DOCTYPE html>
```

```
<html>
```

```
<head>
```

```
<title>Genre-lize - Movie Buzz</title>
```

```
<script src="https://www.gstatic.com/firebasejs/5.5.5/firebase.js"></script>
```

```
<script>
```

```
// Initialize Firebase
```

```
var config = {
```

```
  apiKey: "AlzaSyC21nS12VbWyYLEkjul6nyrMLFnYIzwscI",
```

```
  authDomain: "movie-buzz-c2ee9.firebaseio.com",
```

```
  databaseURL: "https://movie-buzz-c2ee9.firebaseio.com",
```

```
  projectId: "movie-buzz-c2ee9",
```

```
  storageBucket: "movie-buzz-c2ee9.appspot.com",
```

```
  messagingSenderId: "917177307499"
```

```
};
```

```
firebase.initializeApp(config);
```

```
</script>
```

```
<script src="https://cdn.firebase.com/libs/firebaseui/3.4.1/firebaseui.js"></script>
```

```
<link type="text/css" rel="stylesheet" href="https://cdn.firebase.com/libs/firebaseui/3.4.1/firebaseui.css" />
```

```
<meta charset="utf-8">
```

```
<meta name="viewport" content="width=device-width, initial-scale=1">
```

```
<link rel="stylesheet" href="https://maxcdn.bootstrapcdn.com/bootstrap/3.3.7/css/bootstrap.min.css">
```

```
<script src="https://ajax.googleapis.com/ajax/libs/jquery/3.3.1/jquery.min.js"></script>
```

```
<script src="https://maxcdn.bootstrapcdn.com/bootstrap/3.3.7/js/bootstrap.min.js"></script>
```

```
<script type="text/javascript" src="assets/javascript/genre.js"></script>

<link rel="SHORTCUT ICON" href="assets/tv_tbg.ico">

<link rel="stylesheet" type="text/css" href="assets/css/style.css">

<link href="https://fonts.googleapis.com/css?family=Montserrat:800" rel="stylesheet">

<link href="https://fonts.googleapis.com/css?family=Nunito:700" rel="stylesheet">

<link href='https://fonts.googleapis.com/css?family=Oswald:700' rel='stylesheet' type='text/css'>

<script src="https://cdn.firebase.com/libs/firebaseui/3.4.1/firebaseui.js"></script>

<link type="text/css" rel="stylesheet" href="https://cdn.firebase.com/libs/firebaseui/3.4.1/firebaseui.css" />

<script type="text/javascript">

  // FirebaseUI config.

  var uiConfig = {

    signInSuccessUrl: 'index.html',

    signInOptions: [

      // Leave the lines as is for the providers you want to offer your users.

      firebase.auth.GoogleAuthProvider.PROVIDER_ID,

      //firebase.auth.FacebookAuthProvider.PROVIDER_ID,

      //firebase.auth.TwitterAuthProvider.PROVIDER_ID,

      //firebase.auth.GithubAuthProvider.PROVIDER_ID,

      firebase.auth.EmailAuthProvider.PROVIDER_ID,

      //firebase.auth.PhoneAuthProvider.PROVIDER_ID,

      //firebaseui.auth.AnonymousAuthProvider.PROVIDER_ID

    ],

    // tosUrl and privacyPolicyUrl accept either url string or a callback

    // function.

    // Terms of service url/callback.

    tosUrl: '<your-tos-url>',
```

```
// Privacy policy url/callback.  
privacyPolicyUrl: function() {  
    window.location.assign('<your-privacy-policy-url>');  
}  
};
```

```
// Initialize the FirebaseUI Widget using Firebase.  
var ui = new firebaseui.auth.AuthUI(firebase.auth());  
// The start method will wait until the DOM is loaded.  
ui.start('#firebaseui-auth-container', uiConfig);  
</script>
```

```
<script type="text/javascript">
```

```
    initApp = function() {  
        firebase.auth().onAuthStateChanged(function(user) {  
            if (user) {  
                // User is signed in.  
                var displayName = user.displayName;  
                var email = user.email;  
                var emailVerified = user.emailVerified;  
                var photoURL = user.photoURL;  
                var uid = user.uid;  
                var phoneNumber = user.phoneNumber;  
                var providerData = user.providerData;  
                document.getElementById('signoutBtn').addEventListener('click',function(){  
                    firebase.auth().signOut();  
                    $('#signOutWindow').modal('hide');  
                });  
            }  
        });  
    }  
};
```



```
});  
  
user.getIdToken().then(function(accessToken) {  
    document.getElementById('signer').textContent = displayName + ' | Sign Out';  
    var signout = document.getElementById('signer');  
    signout.dataset.target = "#signOutWindow";  
  
});  
  
} else {  
    // User is signed out.  
    document.getElementById('signer').textContent = 'Sign In / Register';  
    var signout = document.getElementById('signer');  
    signout.dataset.target = "#popUpWindow";  
  
    // document.getElementById('sign-in').textContent = 'Sign in';  
    // document.getElementById('account-details').textContent = 'null';  
}  
}, function(error) {  
    console.log(error);  
});  
};  
  
window.addEventListener('load', function() {  
    initApp()  
});  
</script>  
<style type="text/css">
```

```
.navbar {  
    font-family: 'Nunito', sans-serif;  
    margin-bottom: 0;  
    background-color: #0b98de;  
    border: 0;  
    font-size: 20px !important;  
    /*letter-spacing: 4px;*/  
    /*opacity: 0.9;*/  
    border-radius: 0;  
}  
  
.carousel-inner img {  
    width: 100%; /* Set width to 100% */  
    margin: auto;  
}  
  
.carousel-caption h3 {  
    color: #fff !important;  
}  
  
.navbar li a, .navbar .navbar-brand {  
    color: #d5d5d5 !important;  
}  
  
.navbar-nav li a:hover {  
    color: #fff !important;  
}  
  
.navbar-nav li.active a {  
    color: #fff !important;  
    /*background-color: #29292c !important;*/  
}
```

```
.navbar-default .navbar-toggle {  
  border-color: transparent;  
}
```

```
#popUpWindow{  
  background: #0b98de;  
}
```

```
#signOutWindow{  
  background: #0b98de;  
}
```

```
</style>
```

```
</head>
```

```
<body>
```

```
<nav class="navbar navbar-default ">
```

```
<div class="container-fluid">
```

```
<div class="navbar-header">
```

```
<a class="navbar-brand" href="index.html">
```

```
<div style="font-family: 'Montserrat', sans-serif; font-size: 30px; letter-spacing: -2px; color:  
white;">Movie Buzz</div>
```

```
</a>
```

```
</div>
```

```
<ul class="nav navbar-nav navbar-right">
```

```
<!-- <li class="active"><a href="#">Home</a></li> -->
```

```
</li><a href="nowplaying.html">Now Playing</a></li>
```

```
</li><a href="search.html">Catalog</a></li>
```

```
</li><a href="toprated.html">Top Charts</a></li>
```

```
</li><a href="genre.html"><div class="current">Genre-lize</div></a></li>
```

```
<!-- <li style="vertical-align: middle;"><a style="vertical-align: middle;"><input type="text"
placeholder="Search.." name="search" style="color: black"><span class="glyphicon glyphicon-search"
style="padding-left: 10px"></span></a></li> -->
```

```
</li><a href="#" data-toggle="modal" data-target="#popUpWindow" id="signer">Sign In/Register</a></li>
```

```
<!-- <li><a href="#" data-toggle="modal" data-target="#popUpWindow1">Sign Up</a></li> -->
```

```
<!-- <button type='button' class="btn btn-success" data-toggle="modal"
data-target="#popUpWindow">Open Log In Window</button> -->
```

```
</ul>
```

```
</div>
```

```
</nav>
```

```
<div class="modal fade" id="popUpWindow">
```

```
<div class="modal-dialog">
```

```
<div class="modal-content">
```

```
<div class="modal-header">
```

```
<button type="button" class="close" data-dismiss="modal">&times;</button>
```

```
<h3 class="modal-title" align="middle">Sign In</h3>
```

```
</div>
```

```
<div id="firebaseui-auth-container"></div>
```

```
</div>
```

```
</div> </div>
```

```
<div class="modal fade" id="signOutWindow">
  <div class="modal-dialog">
    <div class="modal-content">
      <div class="modal-header">
        <button type="button" class="close" data-dismiss="modal">&times;</button>
        <h3 class="modal-title" align="middle">Sign Out</h3>
      </div>
      <br>
      <h4 align="middle">Are you sure you want to sign out?</h4>
      <br>
      <div class="modal-header" align="middle">
        <button class="btn btn-primary btn-block" style="width: inherit;" id="signoutBtn" >Sign Out</button>
      </div>
    </div>
  </div>
</div>
```

```
<div style="background:
url(https://www.brainpickings.org/wp-content/themes/brainpickings/images/bckgd_body.png);"
align="middle">
```

```
<!-- <div class="heading">
  <br>
  <h1 align="middle" class="header_logo">Sort Movies with Genre</h1>
  <br><br>
</div> -->
```

```

```

```
<br><br>
```

```
<div class="container">
```

```
<div class="row">
```

```
<div class="col-lg-3">
```

```
<div class="genre-btn" align="middle">
```

```
<button type="submit" id="action">Action</button>
```

```
</div>
```

```
</div>
```

```
<div class="col-lg-3">
```

```
<div class="genre-btn" align="middle">
```

```
<button type="submit" id="adventure">Adventure</button>
```

```
</div>
```

```
</div>
```

```
<div class="col-lg-3">
```

```
<div class="genre-btn" align="middle">
```

```
<button type="submit" id="animation">Animation</button>
```

```
</div>
```

```
</div>
```

```
<div class="col-lg-3">
```

```
<div class="genre-btn" align="middle">
  <button type="submit" id="comedy">Comedy</button>
```

```
</div>
```

```
</div>
```

```
</div>
```

```
<br>
```

```
<div class="row">
```

```
<div class="col-lg-3">
```

```
<div class="genre-btn" align="middle">
```

```
<button type="submit" id="drama">Drama</button>
```

```
</div>
```

```
</div>
```

```
<div class="col-lg-3">
```

```
<div class="genre-btn" align="middle">
```

```
<button type="submit" id="family">Family</button>
```

```
</div>
```

```
</div>
```

```
<div class="col-lg-3">
```

```
<div class="genre-btn" align="middle">
```

```
<button type="submit" id="fantasy">Fantasy</button>
```

```
</div>
```

</div>

<div class="col-lg-3">

<div class="genre-btn" align="middle">

<button type="submit" id="horror">Horror</button>

</div>

</div>

</div>

<div class="row">

<div class="col-lg-3">

<div class="genre-btn" align="middle">

<button type="submit" id="music">Music</button>

</div>

</div>

<div class="col-lg-3">

<div class="genre-btn" align="middle">

<button type="submit" id="romance">Romance</button>

</div>

</div>

<div class="col-lg-3">


```
<div class="genre-btn" align="middle">
  <button type="submit" id="scifi">Science Fiction</button>
</div>
```

```
</div>
```

```
<div class="col-lg-3">
```

```
  <div class="genre-btn" align="middle">
    <button type="submit" id="thriller">Thriller</button>
  </div>
```

```
</div>
```

```
</div>
```

```
</div>
```

```
<br><br>
```

```
</div>
```

```
<div id="genre-display" style="background-color: #EEEEEE">
```

```
  <div class="container">
```

```
    <div class="row">
```

```
      <div class="genreLabel">
```

```
        <h1 id="movieGenreLabel" class="hdr1 retroshadow"></h1></div>
```

```
      <!-- We need the h1 to change accordingly depending on what was clicked. -->
```

```
    <div id="genre-grid">
```

```
      <!-- JQuery get us the movie posters! Need a place to put the poster images -->
```

```
    </div>
```

```
</div>
```

</div>

</div>

<footer>

<div class="dev">

<p>Designed and Developed by - Sarvesh Shinde</p>

</div>

<div class="social">

Contact Us

</div>

</footer>

</body>

</html>

- **NowPlaying=>**

```
<!DOCTYPE html>
```

```
<html>
```

```
<head>
```

```
<title>Now Playing - Movie Buzz</title>
```

```
<script src="https://www.gstatic.com/firebasejs/5.5.5/firebase.js"></script>
```

```
<script>
```

```
// Initialize Firebase
```

```
var config = {
```

```
  apiKey: "AlzaSyC21nS12VbWyYLEkjuL6nyrMLFnYIzwscI",
```

```
  authDomain: "movie-buzz-c2ee9.firebaseio.com",
```

```
  databaseURL: "https://movie-buzz-c2ee9.firebaseio.com",
```

```
  projectId: "movie-buzz-c2ee9",
```

```
  storageBucket: "movie-buzz-c2ee9.appspot.com",
```

```
  messagingSenderId: "917177307499"
```

```
};
```

```
firebase.initializeApp(config);
```

```
</script>
```

```
<script src="https://cdn.firebase.com/libs/firebaseui/3.4.1/firebaseui.js"></script>
```

```
<link type="text/css" rel="stylesheet" href="https://cdn.firebase.com/libs/firebaseui/3.4.1/firebaseui.css" />
```

```
<meta charset="utf-8">
```

```
<meta name="viewport" content="width=device-width, initial-scale=1">
```

```
<link rel="stylesheet" href="https://maxcdn.bootstrapcdn.com/bootstrap/3.3.7/css/bootstrap.min.css">
```

```
<script src="https://ajax.googleapis.com/ajax/libs/jquery/3.3.1/jquery.min.js"></script>
```

```
<script src="https://maxcdn.bootstrapcdn.com/bootstrap/3.3.7/js/bootstrap.min.js"></script>
<script type="text/javascript" src="assets/javascript/app.js"></script>
<link rel="SHORTCUT ICON" href="assets/tv_tbg.ico">
<link rel="stylesheet" type="text/css" href="assets/css/style.css">
<link href="https://fonts.googleapis.com/css?family=Montserrat:800" rel="stylesheet">
<link href="https://fonts.googleapis.com/css?family=Nunito:700" rel="stylesheet">
<link href='https://fonts.googleapis.com/css?family=Oswald:700' rel='stylesheet' type='text/css'>

<script src="https://cdn.firebase.com/libs/firebaseui/3.4.1/firebaseui.js"></script>
<link type="text/css" rel="stylesheet" href="https://cdn.firebase.com/libs/firebaseui/3.4.1/firebaseui.css" />
<script type="text/javascript">
  // FirebaseUI config.
  var uiConfig = {
    signInSuccessUrl: 'index.html',
    signInOptions: [
      // Leave the lines as is for the providers you want to offer your users.
      firebase.auth.GoogleAuthProvider.PROVIDER_ID,
      //firebase.auth.FacebookAuthProvider.PROVIDER_ID,
      //firebase.auth.TwitterAuthProvider.PROVIDER_ID,
      //firebase.auth.GithubAuthProvider.PROVIDER_ID,
      firebase.auth.EmailAuthProvider.PROVIDER_ID,
      //firebase.auth.PhoneAuthProvider.PROVIDER_ID,
      //firebaseui.auth.AnonymousAuthProvider.PROVIDER_ID
    ],
    // tosUrl and privacyPolicyUrl accept either url string or a callback
    // function.
    // Terms of service url/callback.
```

```
tosUrl: '<your-tos-url>',  
  
// Privacy policy url/callback.  
privacyPolicyUrl: function() {  
    window.location.assign('<your-privacy-policy-url>');  
}  
};
```

```
// Initialize the FirebaseUI Widget using Firebase.  
  
var ui = new firebaseui.auth.AuthUI(firebase.auth());  
  
// The start method will wait until the DOM is loaded.  
  
ui.start('#firebaseui-auth-container', uiConfig);  
  
</script>
```

```
<script type="text/javascript">
```

```
    initApp = function() {  
        firebase.auth().onAuthStateChanged(function(user) {  
            if (user) {  
                // User is signed in.  
  
                var displayName = user.displayName;  
  
                var email = user.email;  
  
                var emailVerified = user.emailVerified;  
  
                var photoURL = user.photoURL;  
  
                var uid = user.uid;  
  
                var phoneNumber = user.phoneNumber;  
  
                var providerData = user.providerData;  
  
                document.getElementById('signoutBtn').addEventListener('click',function(){  
  
                    firebase.auth().signOut();  
                });  
            }  
        });  
    }  
};
```

```
    $('#signOutWindow').modal('hide');
  });
  user.getIdToken().then(function(accessToken) {
    document.getElementById('signer').textContent = displayName + ' | Sign Out';
    var signout = document.getElementById('signer');
    signout.dataset.target = "#signOutWindow";

  });
} else {
  // User is signed out.
  document.getElementById('signer').textContent = 'Sign In / Register';
  var signout = document.getElementById('signer');
  signout.dataset.target = "#popUpWindow";

  // document.getElementById('sign-in').textContent = 'Sign in';
  // document.getElementById('account-details').textContent = 'null';
}
}, function(error) {
  console.log(error);
});
};

window.addEventListener('load', function() {
  initApp()
});
</script>
<style type="text/css">
```

```
.navbar {  
font-family: 'Nunito',sans-serif;  
margin-bottom: 0;  
background-color: #0b98de;  
border: 0;  
font-size: 20px !important;  
/*letter-spacing: 4px;*/  
/*opacity: 0.9;*/  
border-radius: 0;  
}  
.carousel-inner img {  
width: 100%; /* Set width to 100% */  
margin: auto;  
}  
.carousel-caption h3 {  
color: #fff !important;  
}  
.navbar li a, .navbar .navbar-brand {  
color: #d5d5d5 !important;  
}  
.navbar-nav li a:hover {  
color: #fff !important;  
}  
.navbar-nav li.active a {  
color: #fff !important;  
background-color: #29292c !important;
```

```
}  
  
  .navbar-default .navbar-toggle {  
    border-color: transparent;  
  }  
}
```

```
#popUpWindow{  
  background: #0b98de;  
}
```

```
#signOutWindow{  
  background: #0b98de;  
}
```

```
::placeholder {  
  color: #1976D2;  
}
```

```
</style>
```

```
</head>
```

```
<body>
```

```
<!-- <div class="container" style="background-color: white" -->
```

```
<!-- navbar-fixed-top -->
```

```
<nav class="navbar navbar-default ">
```

```
  <div class="container-fluid">
```

```
    <div class="navbar-header">
```

```
      <a class="navbar-brand" href="index.html">
```



```
<div style="font-family: 'Montserrat', sans-serif; font-size: 30px; letter-spacing: -2px; color: white;">Movie Buzz</div>
```

```
</a>
```

```
</div>
```

```
<ul class="nav navbar-nav navbar-right">
```

```
<!-- <li class="active"><a href="#">Home</a></li> -->
```

```
<li><a href="nowplaying.html"><div class="current">Now Playing</div></a></li>
```

```
<li><a href="search.html">Catalog</a></li>
```

```
<li><a href="toprated.html">Top Charts</a></li>
```

```
<li><a href="genre.html">Genre-lize</a></li>
```

```
<!-- <li style="vertical-align: middle;"><a style="vertical-align: middle;"><input type="text" placeholder="Search.." name="search" style="color: black"><span class="glyphicon glyphicon-search" style="padding-left: 10px"></span></a></li> -->
```

```
<li><a href="#" data-toggle="modal" data-target="#popUpWindow" id="signer">Sign In/Register</a></li>
```

```
<!-- <li><a href="#" data-toggle="modal" data-target="#popUpWindow1">Sign Up</a></li> -->
```

```
<!-- <button type='button' class="btn btn-success" data-toggle="modal" data-target="#popUpWindow">Open Log In Window</button> -->
```

```
</ul>
```

```
</div>
```

```
</nav>
```

```
<div class="modal fade" id="popUpWindow">
```

```
<div class="modal-dialog">
```

```
<div class="modal-content">
```

```
<!-- header -->
```

```
<div class="modal-header">
```

```
<button type="button" class="close" data-dismiss="modal">&times;</button>
```

```
<h3 class="modal-title" align="middle">Sign In</h3>
```

```
</div>
```

```
<!-- body -->
```

```
<!-- <div class="modal-header">
```

```
<form role="form">
```

```
<div class="form-group">
```

```
<input type="email" class="form-control" placeholder="Email"/>
```

```
<br>
```

```
<input type="password" class="form-control" placeholder="Password" />
```

```
</div>
```

```
</form> -->
```

```
<div id="firebaseui-auth-container"></div>
```

```
</div>
```

```
<!-- footer -->
```

```
<!-- <div class="modal-footer">
```

```
<button class="btn btn-primary btn-block">Sign In</button>
```

```
</div> -->
```

```
</div>
```

```
</div>
```

```
<div class="modal fade" id="signOutWindow">
```

```
<div class="modal-dialog">
```

```
<div class="modal-content">
```

```
<!-- header -->
```

```
<div class="modal-header">
```

```
<button type="button" class="close" data-dismiss="modal">&times;</button>

<h3 class="modal-title" align="middle">Sign Out</h3>

</div>

<br>

<h4 align="middle">Are you sure you want to sign out?</h4>

<br>

<!-- body -->

<div class="modal-header" align="center">

  <button class="btn btn-primary btn-block" style="width: inherit;" id="signoutBtn">Sign Out</button>

<!--   <form role="form">

  <div class="form-group">

    <input type="email" class="form-control" placeholder="Email"/>

    <br>

    <input type="password" class="form-control" placeholder="Password" />

  </div>

  </form> -->

  <!-- <div id="firebaseui-auth-container"></div> -->

</div>

<!-- footer -->

<!-- <div class="modal-footer">

  <button class="btn btn-primary btn-block" style="width: inherit;">Sign Out</button>

</div> -->

</div>

</div>
```

</div>

<!-- <div class="modal fade" id="popUpWindow1">

<div class="modal-dialog">

<div class="modal-content">

<div class="modal-header">

<button type="button" class="close" data-dismiss="modal">×</button>

<h3 class="modal-title">Sign Up</h3>

</div>

<div class="modal-header">

<form role="form">

<div class="form-group">

<input type="text" class="form-control" placeholder="Name">

<input type="text" class="form-control" placeholder="Email"/>

<input type="password" class="form-control" placeholder="Password" />

</div>

</form>

</div>

<div class="modal-footer">

<button class="btn btn-primary btn-block">Sign Up</button>

</div>

```
</div>
</div>
</div> -->
```

```
<!-- <div align="middle">
<div class='search-box'>
  <form class='search-form'>
    <input class='form-control' placeholder='Trending Today: Venom, A Star is Born...' type='text'>
    <button class='btn btn-link search-btn'>
      <i class='glyphicon glyphicon-search'>Search</i>
    </button>
  </form>
</div>
</div> -->
```

```
<!-- Displaying the movies -->
<div id="movie-display" style="background-color: #EEEEEE">
  <div class="container">
```

```
  <div class="row">
    <div class="genreLabel">
      <h1 id="movieGenreLabel" class="hdr1 retroshadow"></h1></div>
    <!-- We need the h1 to change accordingly depending on what was clicked. -->
```

```
<div id="movie-grid">

    <!-- JQuery get us the movie posters! Need a place to put the poster images -->

</div>

</div>

</div>

</div>

</div>

<footer>

    <div class="dev">

        <p>Designed and Developed by - <a href="aboutme.html">Sarvesh Shinde</a></p>

    </div>

    <div class="social">

        <a href="contact.html" class="linked">Contact Us</a>

    </div>

</footer>

<!-- </div> -->

</body>

</html>
```

- Search=>

```
<!DOCTYPE html>
```

```
<html>
```

```
<head>
```

```
  <title>Catalog - Movie Buzz</title>
```

```
</head>
```

```
<script src="https://www.gstatic.com/firebasejs/5.5.5/firebase.js"></script>
```

```
<script>
```

```
  // Initialize Firebase
```

```
  var config = {
```

```
    apiKey: "AlzaSyC21nS12VbWyYLEkjul6nyrMLFnYIzwscI",
```

```
    authDomain: "movie-buzz-c2ee9.firebaseio.com",
```

```
    databaseURL: "https://movie-buzz-c2ee9.firebaseio.com",
```

```
    projectId: "movie-buzz-c2ee9",
```

```
    storageBucket: "movie-buzz-c2ee9.appspot.com",
```

```
    messagingSenderId: "917177307499"
```

```
  };
```

```
  firebase.initializeApp(config);
```

```
</script>
```

```
<script src="https://cdn.firebase.com/libs/firebaseui/3.4.1/firebaseui.js"></script>
```

```
<link type="text/css" rel="stylesheet" href="https://cdn.firebase.com/libs/firebaseui/3.4.1/firebaseui.css" />
```

```
<meta charset="utf-8">

<meta name="viewport" content="width=device-width, initial-scale=1">

<link rel="stylesheet" href="https://maxcdn.bootstrapcdn.com/bootstrap/3.3.7/css/bootstrap.min.css">

<script src="https://ajax.googleapis.com/ajax/libs/jquery/3.3.1/jquery.min.js"></script>

<script src="https://maxcdn.bootstrapcdn.com/bootstrap/3.3.7/js/bootstrap.min.js"></script>

<script type="text/javascript" src="assets/javascript/app.js"></script>

<link rel="SHORTCUT ICON" href="assets/tv_tbg.ico">

<link rel="stylesheet" type="text/css" href="assets/css/style.css">

<link href="https://fonts.googleapis.com/css?family=Montserrat:800" rel="stylesheet">

<link href="https://fonts.googleapis.com/css?family=Nunito:700" rel="stylesheet">

<link href='https://fonts.googleapis.com/css?family=Oswald:700' rel='stylesheet' type='text/css'>

<script src="https://cdn.firebase.com/libs/firebaseui/3.4.1/firebaseui.js"></script>

<link type="text/css" rel="stylesheet" href="https://cdn.firebase.com/libs/firebaseui/3.4.1/firebaseui.css" />

<script type="text/javascript">

  // FirebaseUI config.

  var uiConfig = {

    signInSuccessUrl: 'index.html',

    signInOptions: [

      // Leave the lines as is for the providers you want to offer your users.

      firebase.auth.GoogleAuthProvider.PROVIDER_ID,

      //firebase.auth.FacebookAuthProvider.PROVIDER_ID,

      //firebase.auth.TwitterAuthProvider.PROVIDER_ID,

      //firebase.auth.GithubAuthProvider.PROVIDER_ID,

      firebase.auth.EmailAuthProvider.PROVIDER_ID,

      //firebase.auth.PhoneAuthProvider.PROVIDER_ID,

      //firebaseui.auth.AnonymousAuthProvider.PROVIDER_ID
```



```
],  
// tosUrl and privacyPolicyUrl accept either url string or a callback  
// function.  
// Terms of service url/callback.  
tosUrl: '<your-tos-url>',  
// Privacy policy url/callback.  
privacyPolicyUrl: function() {  
    window.location.assign('<your-privacy-policy-url>');  
}  
};
```

```
// Initialize the FirebaseUI Widget using Firebase.  
var ui = new firebaseui.auth.AuthUI(firebase.auth());  
// The start method will wait until the DOM is loaded.  
ui.start('#firebaseui-auth-container', uiConfig);  
</script>
```

```
<script type="text/javascript">  
    initApp = function() {  
        firebase.auth().onAuthStateChanged(function(user) {  
            if (user) {  
                // User is signed in.  
                var displayName = user.displayName;  
                var email = user.email;  
                var emailVerified = user.emailVerified;  
                var photoURL = user.photoURL;  
                var uid = user.uid;
```

```

var phoneNumber = user.phoneNumber;

var providerData = user.providerData;

document.getElementById('signoutBtn').addEventListener('click',function(){

    firebase.auth().signOut();

    $('#signOutWindow').modal('hide');

});

user.getIdToken().then(function(accessToken) {

    document.getElementById('signer').textContent = displayName + ' | Sign Out';

    var signout = document.getElementById('signer');

    signout.dataset.target = "#signOutWindow";

});

} else {

    // User is signed out.

    document.getElementById('signer').textContent = 'Sign In / Register';

    var signout = document.getElementById('signer');

    signout.dataset.target = "#popUpWindow";

    // document.getElementById('sign-in').textContent = 'Sign in';

    // document.getElementById('account-details').textContent = 'null';

}

}, function(error) {

    console.log(error);

});

};

window.addEventListener('load', function() {

```

```
    initApp()
  });
</script>
<style type="text/css">

.navbar {
  font-family: 'Nunito', sans-serif;
  margin-bottom: 0;
  background-color: #0b98de;
  border: 0;
  font-size: 20px !important;
  /*letter-spacing: 4px;*/
  /*opacity: 0.9;*/
  border-radius: 0;
}

.carousel-inner img {
  width: 100%; /* Set width to 100% */
  margin: auto;
}

.carousel-caption h3 {
  color: #fff !important;
}

.navbar li a, .navbar .navbar-brand {
  color: #d5d5d5 !important;
}

.navbar-nav li a:hover {
  color: #fff !important;
}
```

```
}  
  
.navbar-nav li.active a {  
  color: #fff !important;  
  background-color: #29292c !important;  
}
```

```
}  
  
.navbar-default .navbar-toggle {  
  border-color: transparent;  
}
```

```
#popUpWindow{  
  background: #0b98de;
```

```
}
```

```
#signOutWindow{  
  background: #0b98de;
```

```
}
```

```
body, html {  
  background:  
url(https://www.brainpickings.org/wp-content/themes/brainpickings/images/bckgd_body.png);  
  overflow: none;  
}
```

```
</style>
```

```
<body style="background:  
url(https://www.brainpickings.org/wp-content/themes/brainpickings/images/bckgd_body.png);">
```

```
<nav class="navbar navbar-default ">
```

```

<div class="container-fluid">

  <div class="navbar-header">

    <a class="navbar-brand" href="index.html">

      <div style="font-family: 'Montserrat', sans-serif; font-size: 30px; letter-spacing: -2px; color:
white;">Movie Buzz</div>

    </a>

  </div>

  <ul class="nav navbar-nav navbar-right">

    <!-- <li class="active"><a href="#">Home</a></li> -->

    <li><a href="nowplaying.html">Now Playing</a></li>

    <li><a href="search.html"><div class="current">Catalog</div></a></li>

    <li><a href="toprated.html">Top Charts</a></li>

    <li><a href="genre.html">Genre-lize</a></li>

    <!-- <li style="vertical-align: middle;"><a style="vertical-align: middle;"><input type="text"
placeholder="Search.." name="search" style="color: black"><span class="glyphicon glyphicon-search"
style="padding-left: 10px"></span></a></li> -->

    <li><a href="#" data-toggle="modal" data-target="#popUpWindow" id="signer">Sign In/Register</a></li>

    <!-- <li><a href="#" data-toggle="modal" data-target="#popUpWindow1">Sign Up</a></li> -->

    <!-- <button type='button' class="btn btn-success" data-toggle="modal"
data-target="#popUpWindow">Open Log In Window</button> -->

  </ul>

</div>

</nav>

<div class="modal fade" id="popUpWindow">

  <div class="modal-dialog">

    <div class="modal-content">

```

```
<!-- header -->
```

```
<div class="modal-header">
```

```
  <button type="button" class="close" data-dismiss="modal">&times;</button>
```

```
  <h3 class="modal-title" align="middle">Sign In</h3>
```

```
</div>
```

```
<!-- body -->
```

```
<!-- <div class="modal-header">
```

```
  <form role="form">
```

```
    <div class="form-group">
```

```
      <input type="email" class="form-control" placeholder="Email"/>
```

```
      <br>
```

```
      <input type="password" class="form-control" placeholder="Password" />
```

```
    </div>
```

```
  </form> -->
```

```
<div id="firebaseui-auth-container"></div>
```

```
</div>
```

```
<!-- footer -->
```

```
<!-- <div class="modal-footer">
```

```
  <button class="btn btn-primary btn-block">Sign In</button>
```

```
</div> -->
```

```
</div>
```

```
</div>
```

```
<div class="modal fade" id="signOutWindow">
```

```
  <div class="modal-dialog">
```

```
<div class="modal-content">
  <!-- header -->
  <div class="modal-header">
    <button type="button" class="close" data-dismiss="modal">&times;</button>
    <h3 class="modal-title" align="middle">Sign Out</h3>
  </div>
  <br>
  <h4 align="middle">Are you sure you want to sign out?</h4>
  <br>
  <!-- body -->
  <div class="modal-header" align="center">
    <button class="btn btn-primary btn-block" style="width: inherit;" id="signoutBtn">Sign Out</button>
  </div>
  <!-- <form role="form">
    <div class="form-group">
      <input type="email" class="form-control" placeholder="Email"/>
      <br>
      <input type="password" class="form-control" placeholder="Password" />
    </div>
  </form> -->
  <!-- <div id="firebaseui-auth-container"></div> -->
</div>
<!-- footer -->
<!-- <div class="modal-footer">
  <button class="btn btn-primary btn-block" style="width: inherit;">Sign Out</button>
</div> -->
```

</div>

</div>

</div>

<div align="middle" style="background:
url(https://www.brainpickings.org/wp-content/themes/brainpickings/images/bckgd_body.png);">

<div class="heading">

<h1 align="middle" class="header_logo">Search Your Favourite Movies</h1>

</div>

<form class="searchForm" style="align-items: center;">

<div id="namer">

<div id="namer-input" class="form-group">

<input id="searchMovieNeWindowxfxInput" type="text" name="namername" class="form-control">

</div>

<div class="search-btn" align="middle">

<button type="submit">BUZZ!</button>

</div>

</div>

</form>

<!-- Displaying the movies -->

<div id="search-display" style="background:
url(https://www.brainpickings.org/wp-content/themes/brainpickings/images/bckgd_body.png);">

Temp.html=>

```
<!DOCTYPE html>
```

```
<html>
```

```
<head>
```

```
<title>Movie Buzz</title>
```

```
<style type="text/css">
```

```
nav {
```

```
width: 100%;
```

```
overflow: hidden;
```

```
background-color: #0b98de;
```

```
}
```

```
nav a {
```

```
display: block;
```

```
float: left;
```

```
font-family: sans-serif;
```

```
font-size: 9px;
```

```
color: white;
```

```
padding-top: 20px;
```

```
padding-right: 10px;  
padding-bottom: 10px;  
padding-left: 10px;
```

```
text-decoration: none;
```

```
}
```

```
nav a:hover {  
background-color: #17b0cf;  
overflow: hidden;
```

```
}
```

```
#logo {
```

```
font-family: 'Hind', sans-serif;  
font-size: 30px;  
font-weight: bold;  
letter-spacing: -2px;  
text-shadow: 1px 1px 2px #c4c4c4;
```

```
/*padding-left: 20px;  
padding-right: 40px;  
margin-right: 10px;  
margin-top: -20px;*/
```

```
}
```

```
/* .navtext {
```

```
font-family: 'Hind', sans-serif;
```

```
font-size: 20px;
```

```
letter-spacing: -2px;
```

```
text-shadow: 1px 1px 2px #c4c4c4;
```

```
*/
```

```
</style>
```

```
</head>
```

```
<body>
```

```
<nav>
```

```
<a id="logo" href="#">Movie Buzz</a>
```

```
<a href="#" class="navtext">Hype-o-Meter</a>
```

```
<a href="#" class="navtext">Top 10s</a>
```

```
<a href="#" style="float: right;" class="navtext">Login</a>
```

```
</nav>
```

```
<form class="sucess-none" id="newContact">
```

```
<div class="inputs">
```

```
<input type="text" value="" name="FNAME" class="required name" id="name" placeholder="Name:" style=" width: 35%; float: left; background: none; padding: 1.75em 2em; margin: 0; border-radius: .25em; box-shadow: none; border: none;">
```

```
<input type="email" value="" name="EMAIL" class="required email" id="email" placeholder="Email:" style=" width: 65%; float: left; background: none; padding: 1.75em 2em; margin: 0; border-radius: .25em; box-shadow: none; border: none;">
```

```
</div>
```

```
<div style="position: absolute; left: -5000px;" aria-hidden="true">
```

```
<input type="text" name="b_96d9e6e519173af7bdbdab9d_23138bd741" tabindex="-1" value="">
```

```
</div>
```

```
<input type="submit" class="btn" value="Submit" name="subscribe" id="submitContact">
```

```
</form>
```

```
</body>
```

```
</html>
```

- **Top Rated.html=>**

```
<!DOCTYPE html>
```

```
<html>
```

```
<head>
```

```
<title>Top Rated Movies - Movie Buzz</title>
```

```
<script src="https://www.gstatic.com/firebasejs/5.5.5/firebase.js"></script>
```

```
<script>
```

```
// Initialize Firebase
```

```
var config = {
```

```
  apiKey: "AlzaSyC21nS12VbWyYLEkjul6nyrMLFnYIzwscI",
```

```
  authDomain: "movie-buzz-c2ee9.firebaseio.com",
```

```
  databaseURL: "https://movie-buzz-c2ee9.firebaseio.com",
```

```
  projectId: "movie-buzz-c2ee9",
```

```
  storageBucket: "movie-buzz-c2ee9.appspot.com",
```

```
  messagingSenderId: "917177307499"
```

```
};
```

```
firebase.initializeApp(config);
```

```
</script>
```

```
<script src="https://cdn.firebase.com/libs/firebaseui/3.4.1/firebaseui.js"></script>
```

```
<link type="text/css" rel="stylesheet" href="https://cdn.firebase.com/libs/firebaseui/3.4.1/firebaseui.css" />
```

```
<meta charset="utf-8">
```

```
<meta name="viewport" content="width=device-width, initial-scale=1">
```

```
<link rel="stylesheet" href="https://maxcdn.bootstrapcdn.com/bootstrap/3.3.7/css/bootstrap.min.css">
```

```
<script src="https://ajax.googleapis.com/ajax/libs/jquery/3.3.1/jquery.min.js"></script>
<script src="https://maxcdn.bootstrapcdn.com/bootstrap/3.3.7/js/bootstrap.min.js"></script>
<script type="text/javascript" src="assets/javascript/top.js"></script>
<link rel="SHORTCUT ICON" href="assets/tv_tbg.ico">
<link rel="stylesheet" type="text/css" href="assets/css/style.css">
<link href="https://fonts.googleapis.com/css?family=Montserrat:800" rel="stylesheet">
<link href="https://fonts.googleapis.com/css?family=Nunito:700" rel="stylesheet">
<link href='https://fonts.googleapis.com/css?family=Oswald:700' rel='stylesheet' type='text/css'>

<script src="https://cdn.firebase.com/libs/firebaseui/3.4.1/firebaseui.js"></script>
<link type="text/css" rel="stylesheet" href="https://cdn.firebase.com/libs/firebaseui/3.4.1/firebaseui.css" />
<script type="text/javascript">
  // FirebaseUI config.
  var uiConfig = {
    signInSuccessUrl: 'index.html',
    signInOptions: [
      // Leave the lines as is for the providers you want to offer your users.
      firebase.auth.GoogleAuthProvider.PROVIDER_ID,
      //firebase.auth.FacebookAuthProvider.PROVIDER_ID,
      //firebase.auth.TwitterAuthProvider.PROVIDER_ID,
      //firebase.auth.GithubAuthProvider.PROVIDER_ID,
      firebase.auth.EmailAuthProvider.PROVIDER_ID,
      //firebase.auth.PhoneAuthProvider.PROVIDER_ID,
      //firebaseui.auth.AnonymousAuthProvider.PROVIDER_ID
    ],
    // tosUrl and privacyPolicyUrl accept either url string or a callback
    // function.
```

```
// Terms of service url/callback.  
  
tosUrl: '<your-tos-url>',  
  
// Privacy policy url/callback.  
privacyPolicyUrl: function() {  
    window.location.assign('<your-privacy-policy-url>');  
}  
};
```

```
// Initialize the FirebaseUI Widget using Firebase.  
  
var ui = new firebaseui.auth.AuthUI(firebase.auth());  
  
// The start method will wait until the DOM is loaded.  
  
ui.start('#firebaseui-auth-container', uiConfig);  
  
</script>
```

```
<script type="text/javascript">
```

```
    initApp = function() {  
        firebase.auth().onAuthStateChanged(function(user) {  
            if (user) {  
                // User is signed in.  
  
                var displayName = user.displayName;  
                var email = user.email;  
                var emailVerified = user.emailVerified;  
                var photoURL = user.photoURL;  
                var uid = user.uid;  
                var phoneNumber = user.phoneNumber;  
                var providerData = user.providerData;  
  
                document.getElementById('signoutBtn').addEventListener('click',function(){
```



```
    firebase.auth().signOut();

    $('#signOutWindow').modal('hide');
  });

  user.getIdToken().then(function(accessToken) {

    document.getElementById('signer').textContent = displayName + ' | Sign Out';

    var signout = document.getElementById('signer');

    signout.dataset.target = "#signOutWindow";

  });

} else {

  // User is signed out.

  document.getElementById('signer').textContent = 'Sign In / Register';

  var signout = document.getElementById('signer');

  signout.dataset.target = "#popUpWindow";

  // document.getElementById('sign-in').textContent = 'Sign in';

  // document.getElementById('account-details').textContent = 'null';

}

}, function(error) {

  console.log(error);

});

};

window.addEventListener('load', function() {

  initApp()

});

</script>
```

```
<style type="text/css">
```

```
.navbar {  
    font-family: 'Nunito', sans-serif;  
    margin-bottom: 0;  
    background-color: #0b98de;  
    border: 0;  
    font-size: 20px !important;  
    /*letter-spacing: 4px;*/  
    /*opacity: 0.9;*/  
    border-radius: 0;  
}  
  
.carousel-inner img {  
    width: 100%; /* Set width to 100% */  
    margin: auto;  
}  
  
.carousel-caption h3 {  
    color: #fff !important;  
}  
  
.navbar li a, .navbar .navbar-brand {  
    color: #d5d5d5 !important;  
}  
  
.navbar-nav li a:hover {  
    color: #fff !important;  
}  
  
.navbar-nav li.active a {  
    color: #fff !important;
```

```
    /*background-color: #29292c !important;*/
}

.navbar-default .navbar-toggle {
    border-color: transparent;
}

#popUpWindow{
    background: #0b98de;
}

#signOutWindow{
    background: #0b98de;
}

</style>

</head>

<body>

<nav class="navbar navbar-default ">
    <div class="container-fluid">
        <div class="navbar-header">
            <a class="navbar-brand" href="index.html">
                <div style="font-family: 'Montserrat', sans-serif; font-size: 30px; letter-spacing: -2px; color:
                white;">Movie Buzz</div>
            </a>
        </div>
    </div>
</nav>
```

```

<ul class="nav navbar-nav navbar-right">
  <!-- <li class="active"><a href="#">Home</a></li> -->
  <li><a href="nowplaying.html">Now Playing</a></li>
  <li><a href="search.html">Catalog</a></li>
  <li><a href="toprated.html"><div class="current">Top Charts</div></a></li>
  <li><a href="genre.html">Genre-lize</a></li>

  <!-- <li style="vertical-align: middle;"><a style="vertical-align: middle;"><input type="text"
placeholder="Search.." name="search" style="color: black"><span class="glyphicon glyphicon-search"
style="padding-left: 10px"></span></a></li> -->

  <li><a href="#" data-toggle="modal" data-target="#popUpWindow" id="signer">Sign In/Register</a></li>
  <!-- <li><a href="#" data-toggle="modal" data-target="#popUpWindow1">Sign Up</a></li> -->

  <!-- <button type='button' class="btn btn-success" data-toggle="modal"
data-target="#popUpWindow">Open Log In Window</button> -->

</ul>
</div>
</nav>

```

```

<div class="modal fade" id="popUpWindow">
  <div class="modal-dialog">
    <div class="modal-content">
      <div class="modal-header">
        <button type="button" class="close" data-dismiss="modal">&times;</button>
        <h3 class="modal-title" align="middle">Sign In</h3>
      </div>
      <div id="firebaseui-auth-container"></div>
    </div>
  </div>
</div>

```

</div>

</div>

<div class="modal fade" id="signOutWindow">

<div class="modal-dialog">

<div class="modal-content">

<div class="modal-header">

<button type="button" class="close" data-dismiss="modal">×</button>

<h3 class="modal-title" align="middle">Sign Out</h3>

</div>

<h4 align="middle">Are you sure you want to sign out?</h4>

<div class="modal-header" align="middle">

<button class="btn btn-primary btn-block" style="width: inherit;" id="signoutBtn" >Sign Out</button>

</div>

</div>

</div>

</div>

<div id="movie-display" style="background-color: #EEEEEE">

<div class="container">

<div class="row">

<div class="genreLabel">

<h1 id="movieGenreLabel" class="hdr1 retroshadow"></h1></div>

<!-- We need the h1 to change accordingly depending on what was clicked. -->

```
<div id="movie-grid">
```

```
  <!-- JQuery get us the movie posters! Need a place to put the poster images -->
```

```
</div>
```

```
</div>
```

```
</div>
```

```
<br><br>
```

```
</div>
```

```
<footer>
```

```
<div class="dev">
```

```
<p>Designed and Developed by - <a href="aboutme.html">Sarvesh Shinde</a></p>
```

```
</div>
```

```
<div class="social">
```

```
<a href="contact.html" class="linked">Contact Us</a>
```

```
</div>
```

```
</footer>
```

```
</body>
```

```
</html>
```

- **Wonder.html=>**

```
<!DOCTYPE html>
```

```
<html>
```

```
<head>
```

```
<title>News - Movie Buzz</title>
```

```
<link rel="stylesheet" href="https://maxcdn.bootstrapcdn.com/bootstrap/3.3.7/css/bootstrap.min.css">
```

```
<script src="https://ajax.googleapis.com/ajax/libs/jquery/3.3.1/jquery.min.js"></script>
```

```
<script src="https://maxcdn.bootstrapcdn.com/bootstrap/3.3.7/js/bootstrap.min.js"></script><link  
rel="stylesheet" type="text/css" href="assets/css/articles.css">
```

```
</head>
```

```
<body>
```

```
<div class="container">
```

```
<h1>Wonder Woman 1984 Pushed Back Seven Months to 2020</h1>
```

```
<p class="date">October 22, 2018</p>
```

```

```

```
<br><br><br>
```

```
<p class="desc">
```

Jeff Goldstein, Warner Bros.' president of domestic distribution, said, 'We had tremendous success releasing the first 'Wonder Woman' film during the summer so when we saw an

opportunity to take advantage of the changing competitive landscape, we did. This move lands the film exactly where it belongs.

</p>

<p class="desc">

Wonder Woman 1984 is the eighth installment in the DC Universe, and the fourth movie featuring Gal Gadot's Wonder Woman. The first pic earned \$821.8 million worldwide, including \$412.6 million in North America. The movie is the highest-grossing film with a female director, as well as the 25th-highest-grossing movie of all time in North America.

</p>

<p class="desc">

Patty Jenkins is returning to direct. The film was originally dated on Dec. 13, 2019, but was moved forward to Nov. 1 to avoid being just a single week ahead of Disney-Lucasfilm's Star Wars: Episode IX, which opens on Dec. 20, 2019. Chris Pine is also back and Kristen Wiig joins as the villainous Cheetah. Gadot and Jenkins are producing along with Charles Roven, Deborah Snyder, Zack Snyder and Stephen Jones.

</p>

<p class="desc">

Warner Bros. bought the rights to Six Billion Dollar Man late last year from the Weinstein Company, which had been developing the movie with Damian Szifron — best known for directing the Argentinian drama Wild Tales. The studio had already pushed back the release date for the sci-fi action film by a year, moving the opening from May 31, 2019, to June 5, 2020, in the wake of Szifron departing as director in early May of this year.

</p>

<p class="desc">

Wonder Woman 1984 is currently the only film dated for June 5, 2020. Gadot made the announcement Monday on her Twitter account.

</p>


```
<p class="desc" align="center">Consider sharing the article if you enjoyed reading it! </p>
```

```
<div align="center"><a href="https://twitter.com/share?ref_src=twsrc%5Etfw" class="twitter-share-button" data-show-count="false">Tweet</a></div>
```

```
<script async src="https://platform.twitter.com/widgets.js" charset="utf-8"></script>
```

```
<!-- <a href="https://www.facebook.com/sharer/sharer.php?u=example.org" target="_blank">
```

```
  
```

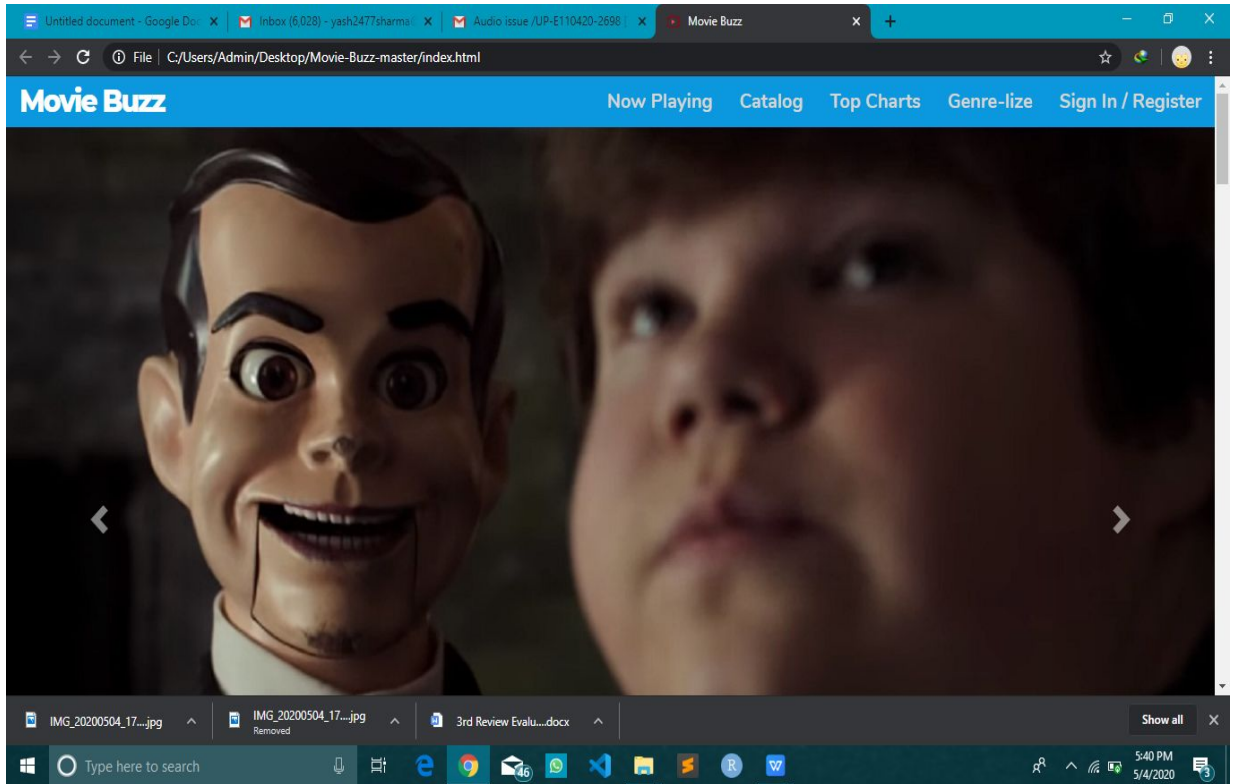
```
</a> -->
```

```
</div>
```

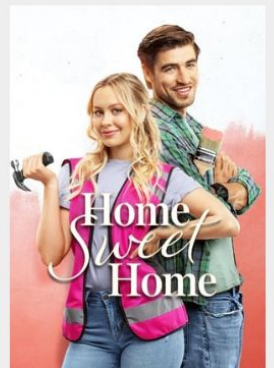

```
</body>
```

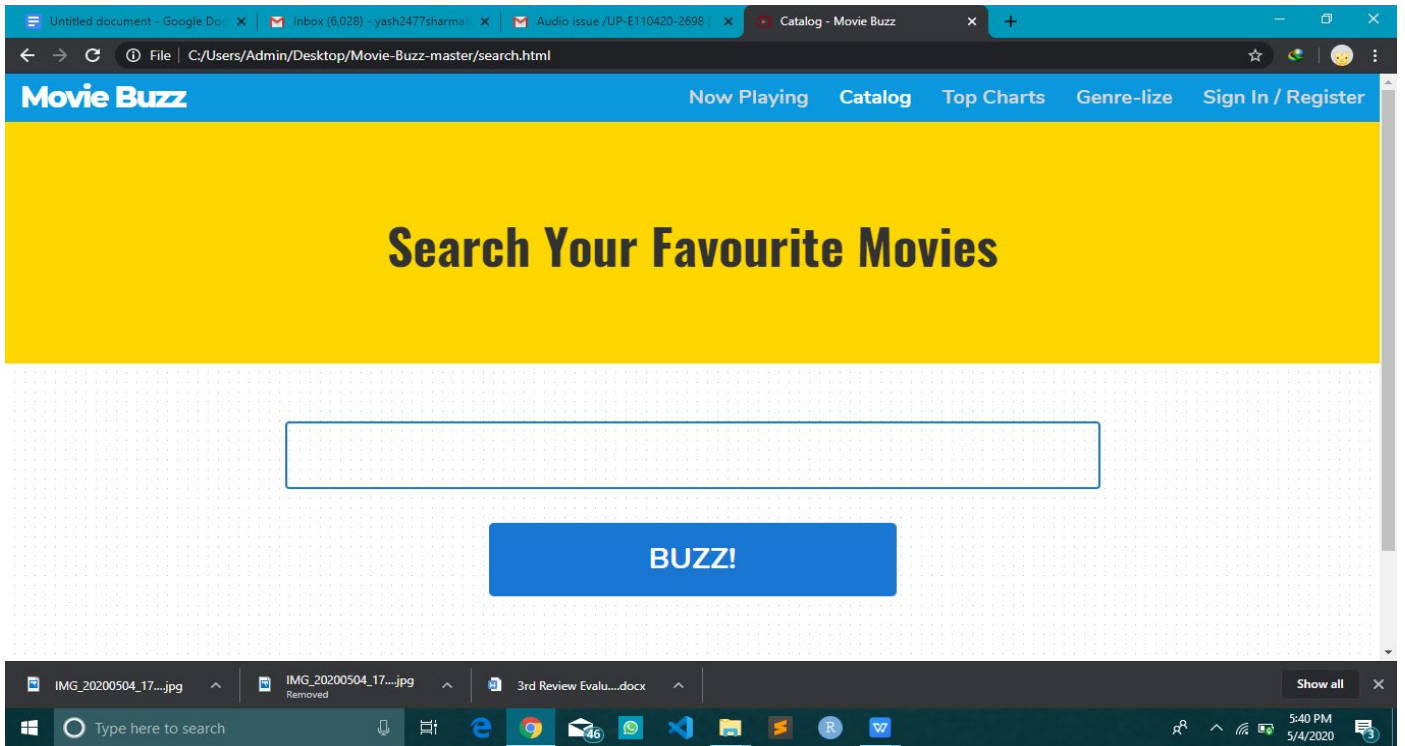
```
</html>
```

Screenshots/Output/Result=>



NOW PLAYING





Browser tabs: Untitled document - Google Do..., Inbox (6,028) - yash2477sharma..., Audio issue /UP-E110420-2698..., Genre-lize - Movie Buzz

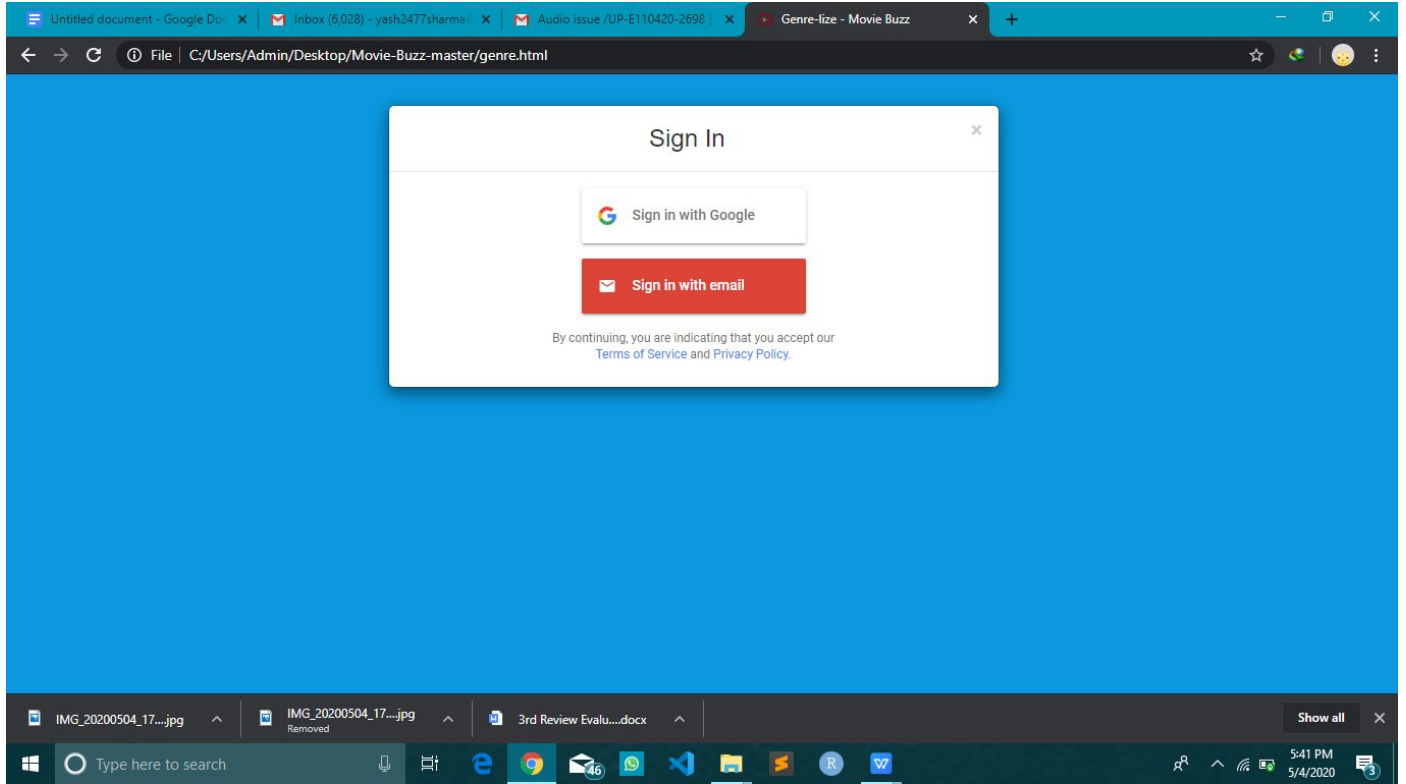
Address bar: C:/Users/Admin/Desktop/Movie-Buzz-master/genre.html

Action	Adventure	Animation	Comedy
Drama	Family	Fantasy	Horror
Music	Romance	Science Fiction	Thriller

Designed And Developed By - [Sarvesh Shinde](#) [Contact Us](#)

Taskbar: IMG_20200504_17...jpg, IMG_20200504_17...jpg (Removed), 3rd Review Evalu...docx, Show all

System tray: Type here to search, 5:41 PM 5/4/2020



untitled document - Google Doc x | Inbox (6,028) - yash2477sharma x | Audio issue /UP-E110420-2698 x | Contact Us - Movie Buzz x

C:/Users/Admin/Desktop/Movie-Buzz-master/contact.html

Contact Us

illitus Web Design

Mountain View, California, United States
 (555) 555-5555
 contact@illitus.tech

Email Us

Name Company

Email Address Phone Number

Message

SUBMIT

IMG_20200504_17...jpg | IMG_20200504_17...jpg Removed | 3rd Review Evalu...docx | Show all

Type here to search | 5:41 PM 5/4/2020

untitled document - Google Doc x | Inbox (6,028) - yash2477sharma x | Audio issue /UP-E110420-2698 x | Genre-lize - Movie Buzz x

C:/Users/Admin/Desktop/Movie-Buzz-master/genre.html

Movie Buzz | Now Playing | Catalog | Top Charts | Genre-lize | Sign In / Register

GENRE:
It Matters More Than You Think

IMG_20200504_17...jpg | IMG_20200504_17...jpg Removed | 3rd Review Evalu...docx | Show all

Type here to search | 5:40 PM 5/4/2020

Conclusions/Future Enhancements=>

This is a movie rating web application, which was developed using a lot of technologies, We call it as the Stack, we used MongoDB as a Database, and Html,CSS,JS Express A nodejs Framework.So, we have successfully Created a Web Applications which tells us The Rating of all the movies that are created so far.The movie rating system is very important As a s/w because the people who watch the movies so often, are always curious about knowing About the Ratings of a particular Movie.But having a good interface for the user is The very Important thing in the web application, so our application is a lot better than the Other applications which are of a similar kind.And its quiet efficient as well in terms of The running time, because of the server side language and the server that we have used in Making this web application.

The future enhancement based on this Application is basically the new movies that comes And got released,So by the contineous Updation of the server based on the movies that are Releasing is important in terms of the Future Enhancements.So that any movie that exists On planet must be their if someone is searching for that movie in our application.

References=>

1. **W3SCHOOLS.COM**

2. **DEVDOCS.COM**

3. **FREECODECAMP.COM**

4. **MDN(Mozilla Developer Network).COM**

5. **CODROPS CSS REFERENCE**

6. **STACKOVERFLOW.COM**

