



(Established under Galgotias University Uttar Pradesh Act No. 14 of 2011)

ONLINE SHOPPING MANAGEMENT SYSTEM

A Report for the Evaluation 3 of Project 2

Submitted by

AMAN SHANKHDHAR

(18032030089 / 18SCSE2030073)

ARUN BHATI

(18032030078/18SCSE2030061)

IN partial fulfilment for the award of the degree

of

MASTER IN COMPUTER APPLICATION

IN

Computer Science and Engineering With Computer Application

SCHOOL OF COMPUTING SCIENCE AND ENGINEERING

Under the Supervision of

Asst. Professor

Mr.Prem Prakash Agrawal

APRIL / MAY- 2020



SCHOOL OF COMPUTING AND SCIENCE AND
ENGINEERING

BONAFIDE CERTIFICATE

Certified that this project report “ONLINE SHOPPING MANAGEMENT SYSTEM ” is the bonafide work of “AMAN SHANKHDHAR , ARUN BHATI ” who carried out the project work under y supervision.

SIGNATURE OF HEAD

Dr. Munish Shabarwal
& Dean Assistant Professor
School of Computer Science
& Engineering
Galgotias University Uttar Pradesh

SIGNATURE OF SUPERVISOR

Mr. Prem Prakash Agrawal Professor
School of Computer Science
& Engineering
Galgotias University Uttar Pradesh

ACKNOWLEDGEMENT

would like to thank for providing us a valuable opportunity in undertaking this project. The extent of moral support floated by them is exemplary and it was a lifetime opportunity to us to work with people like them.

We are thankful to our classmates for their valuable contribution towards this project. We also express regards to our other teachers of MCA Department of GALGOTIAS UNIVERSITY GREATER NOIDA for their valuable guidance and knowledge, which helped us throughout this project.

This acknowledgement would be incomplete if we fail to express our gratitude to our parents who are responsible for education and all round development.

SUBMITTED BY:-

Aman Shankhdhar-18032030089

Arun Bhati-18032030078

Index

1. Student Profile
2. Platform Used
3. Front End Used
4. Back End Used
5. Project Analysis
6. Feasibility study & cost benefit analysis
7. Project Design
8. Form Designing
9. Coding
10. Data-Flow Diagram
11. Testing Mechanisms used
12. Conclusion

STUDENT PROFILE

We are the student of **MCA VI Semester**. We have done the concept of the database and relational database management system and in this semester we have done Microsoft C#.Net, which is an Object Oriented Relational Data Base Management System.

We have also studied the Object Oriented Programming Concepts in the C++, and complete the concepts of **System Analysis And Design and Software Engineering** that helped us to design this project.

We hope to learn more designing packages and programming languages in future, which increase our strangeness in software concepts.

PLATFORM USED

The platform use for this project is Microsoft .Net Framework because it is a GUI based operating system and We have this environment in our computer, and We like to work in this environment also. Many behind-the-scenes improvements have been made to Windows 7 Operating System. Now computing is faster, more fun, and freer than ever before. We can perform simple operations on your pictures, such as rotating and printing, without the need for other software. Windows 7 protects important system files in a new way and keeps your computer running efficiently by using System File Protection. Because many products make use of the same system files, sometimes when we install a product it tries to replace one of those files with its own version that might lack the capabilities that other programs rely on. System File Protection works in the background to make sure such things don't happen.

FRONT END USED

Microsoft ASP.Net is used as a front end programming language. Because ASP.Net is a powerful application development tool for the Web based Application developed by Microsoft with the advent of the Windows environment.

It is used for creating almost all types of Web based programs. ASP.Net is a descendant of ASP, which was often the first language that programmers used to learn in order to become familiar with Server Side programming basics before switching to any other powerful web based language.

ASP.Net is not just a language but it is an Integrated Development Environment. IDE is basically a term commonly used in the programming world to describe the interface and environment where you develop, run, test and debug your applications.

BACK END USED

The Microsoft SQL Server 2005 is an RDBMS and is used as a database handler in back end. The Microsoft SQL Server 2005 is a part of Microsoft based Database Management Applications (a GUI and Network based Database Management System) is very easy to access and also have a good connectivity with the Microsoft ASP.Net as a database handler in backhand.

Microsoft SQL Server 2005 is a Window Based Application and therefore has an Interface similar to its previous versions. All the windows operations (like cut, copy, paste, etc.) can be performing under working with the Microsoft SQL Server 2005 Management Console, but we must have a windows environment to run Microsoft SQL Server 2005.

The Microsoft SQL Server 2005 can store data up to 1GB of our Disk size. And can be stored a maximum of 32,768 Tables and different Objects. A maximum number of 255 Users can work freely at a time on a single Microsoft SQL Server 2005.

PROJECT ANALYSIS

The main objective is to analyze and design software, which provide effective solution by integrating service to the Online Shopping Management System. It helps in -

- Automating routine work function.
- It's provide better management system.
- Reduce data redundancy.
- Reduce manual errors.
- Proper management of time.
- Easily execute on all system.
- It's provide better compatibility to the user.
- It is mostly based on the server.
- To reduce the more paper work & time.
- It is easily conduct on any institute that provide the better lab feature & better server connectivity.

Preparation of transaction documents such as admit cards, students verification etc. is the simplest task that the computer can be put to, the only requirement being that the process of preparation is standard, unchanging and easily specified. The transactional documents are not only prepared for their own-sake, the information they contain is also used to prepare detailed analyses for decision-

making and control. This aspect is called Online Shopping Management System.

FEASIBILITY STUDY & COST/BENEFIT

ANALYSIS

During the Feasibility study We evaluates the existing Problems. This study provides me a clear sense of direction for the subsequent development of the benefits to the proposed system. It evaluates other alternative systems, and estimates the feasibility of the system technically and economically to determine that it is must be worthwhile proceed with the project.

A good assembled PC with minimum configuration-

• Hardware Requirements-

- Core i3 or Higher processor with 2.10 GHz.
- 2 GB RAM
- 500 GB of Hard Disk Drive
- Color Monitor or TFT Monitor
- 1 Printer (preferably Jet or Desk-jet)

• Software Requirements-

- GUI Based Environment or Operating Systems Like (Windows 7) and Microsoft Visual Studio 2008 or above.
- Microsoft SQL Server 2005 database server.

The main objective of computerization is effective management of time and resources. It speeds up the routine process. The paper work gets reduced, which in turn saves time. Decision-making is easier and faster based on the reports obtained as output. Data handling is easier and faster. The User or Agent can easily be verified. Provides efficient service that gives easily User satisfaction.

What is being achieved by implementation of this system? By implementing “Online Shopping Management System” we achieve the objective of automating the Insertion of students and automatically deletion of the students records . This is being done to speed up routine work what they do manually. The computer operator uses this system to input data into computer and obtain formatted information. This software can be extended to other departments (banking, railway, etc.) in the future if they require.

PROJECT DESIGN

The functional description of Online Shopping Management System is as follows-

The computer first of all when start display the messages regarding to the Login. This is for user for only get a valid user to logged in for security reasons. This facility is provided to the users that they may run this program to get enough information that they are eligible to get in.

Then to enter a new student we use to move on File Menu and click on New Registration to open new registration form. Here user have to provide student basic information. And if student have to registered into the records than the system will open.

In the admission form of student user only give the user-id and password the rest of the information will be put from the previous form automatically.

Form Designing

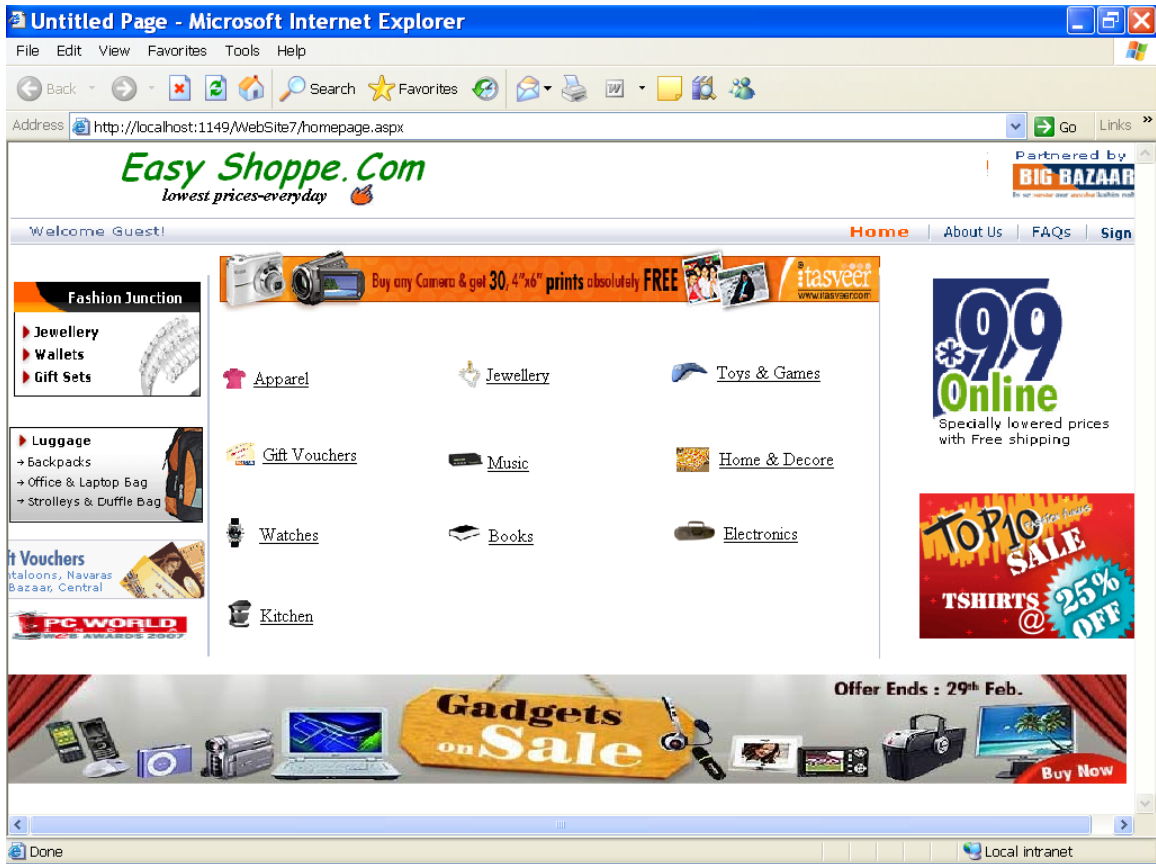
In the form designing concepts we can easily elaborate project in this we can easily describe the form in the projects that play a important role in our project. So in the form designing we can easily represent the form that are used in the project in this we can describe how to manage all the form that are used in the project Most forms are designed using the Forms Designer in Visual Studio .NET. This is not an essential requirement—the designer just generates code that you could write manually instead. It is simply much easier to arrange the contents of a form visually than it is to write code to do this.

When you add a new form to a project, a new class definition is created. The Designer always uses the same structure for the source code of these classes. They begin with private fields in C# and Friend fields in VB to hold the contents of the form. (The Designer inserts new fields here as you add controls to the form.) Next is the constructor, followed by the Dispose and Initialize Component methods; these are all described below. If this is the main form in your application, the

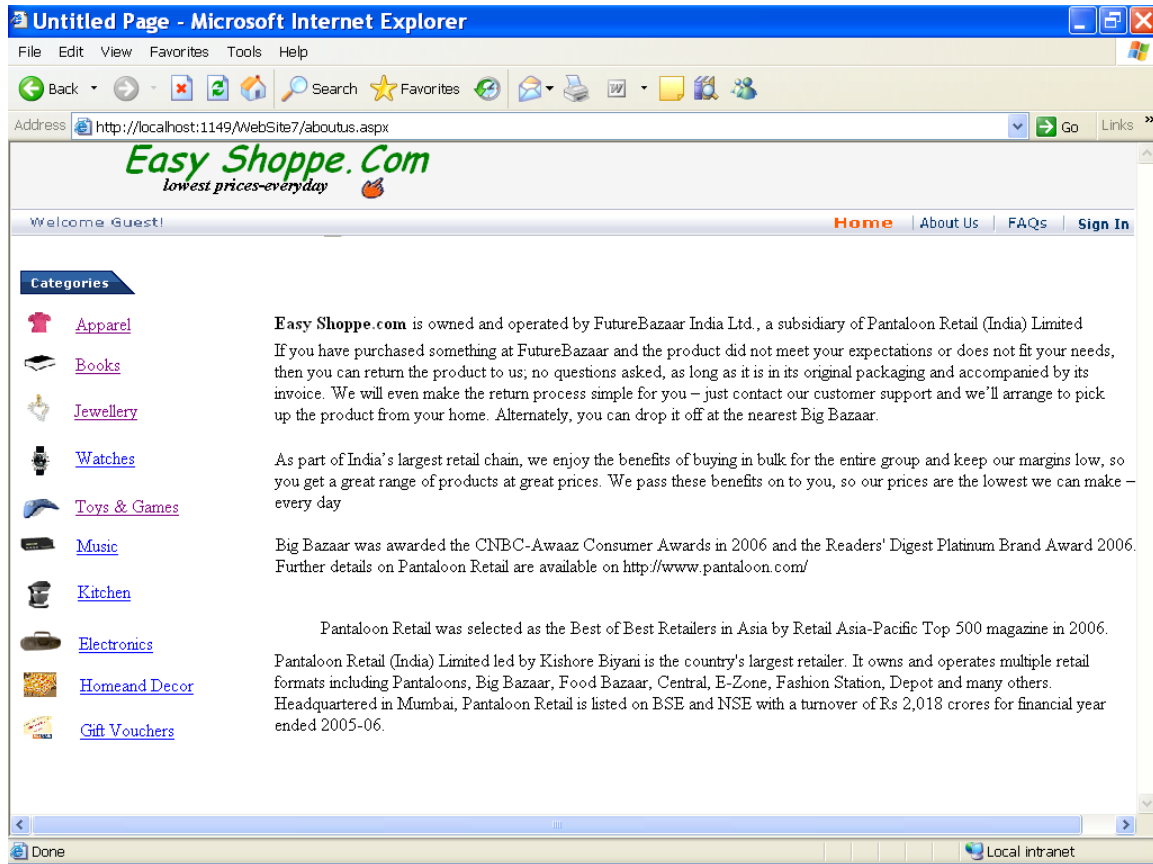
program's entry point (the Main method described above) will follow in C# programs; in VB programs, it will be added by the compiler at compile time, but will not be displayed with the form's source code. Finally, any event handlers for controls on your form will be added at the end of the class.

The Designer does not make it obvious where you are expected to add any code of your own, such as fields or methods other than event handlers. This is because it doesn't matter—Visual Studio .NET is pretty robust about working around you.

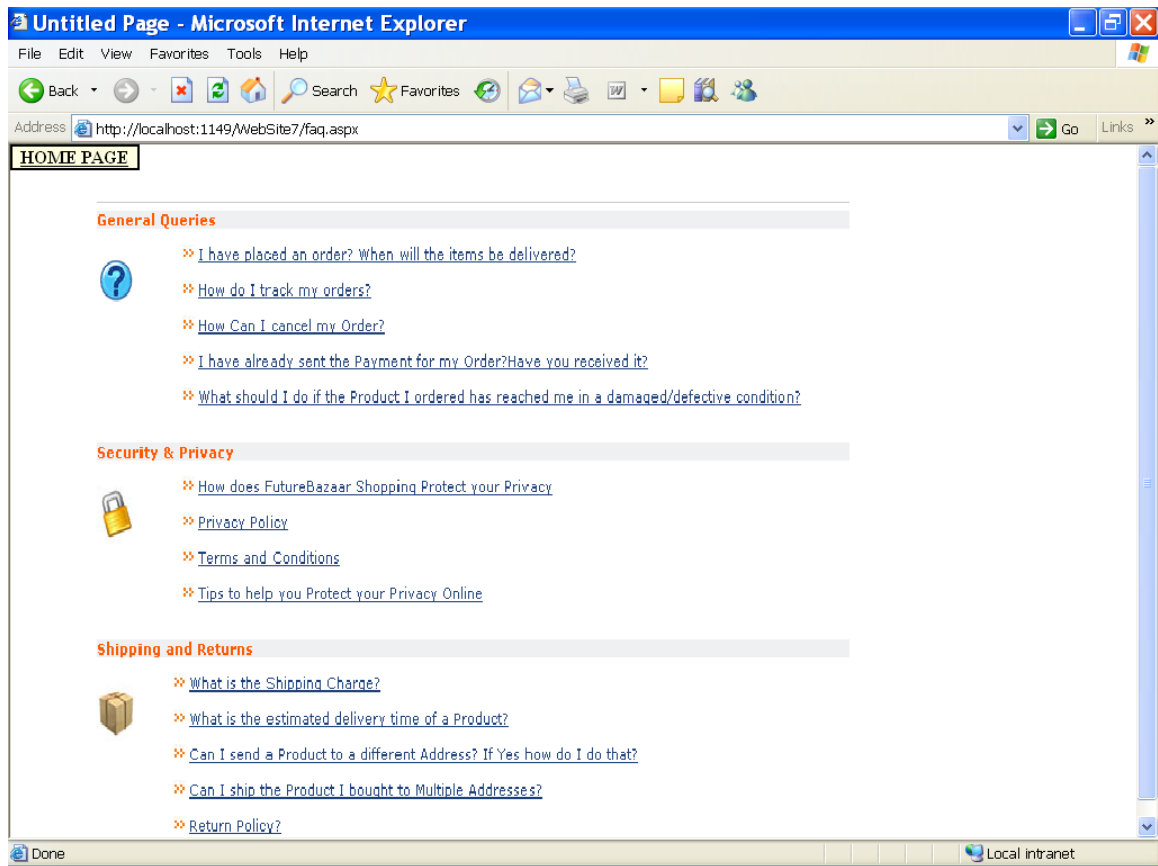
It is even happy for you to move most of the code that it generates if you don't like the way it arranges things, with the exception of the code inside the Initialize Component method, which you should avoid modifying by hand.



Home Page



AboutUs



FAQs page

Untitled Page - Microsoft Internet Explorer

File Edit View Favorites Tools Help

Back Forward Stop Home Search Favorites Refresh Print Mail Stop

Address http://localhost:1149/WebSite7/SIGNIN.aspx Go Links

Easy Shoppe.Com
lowest prices-everyday

Partnered by
BIG BAZAAR
It's not another just another online bazaar!

Welcome Guest! [Home](#) [About Us](#) [FAQs](#) [Sign In](#)

New User
Get the best bargain and an unmatched online shopping experience

[Register here](#)

Its easy, fast and free. [Sign up Here](#)

Registered User
Sign In

e-mail: eg.name@yahoo.co.in

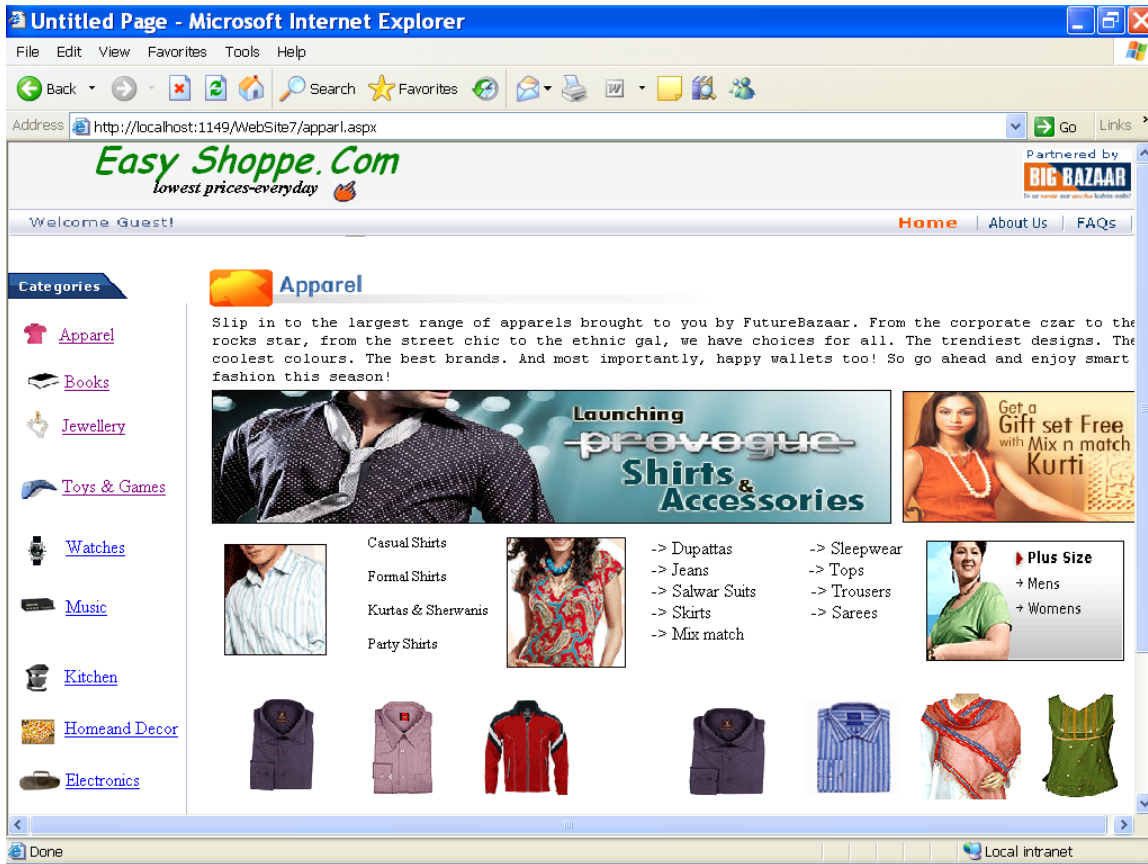
Password:

[Submit](#)

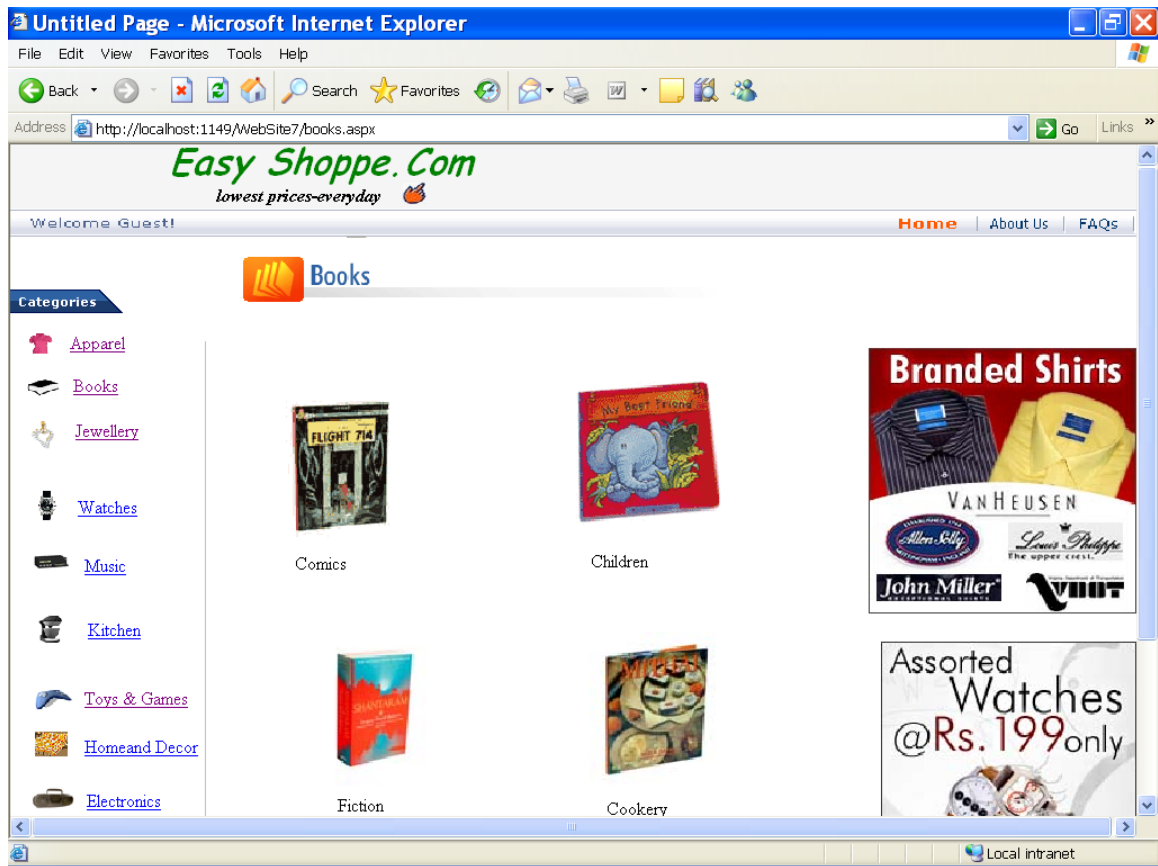
Best Shopping Website
W26 AWARDS 2007

Done Local intranet

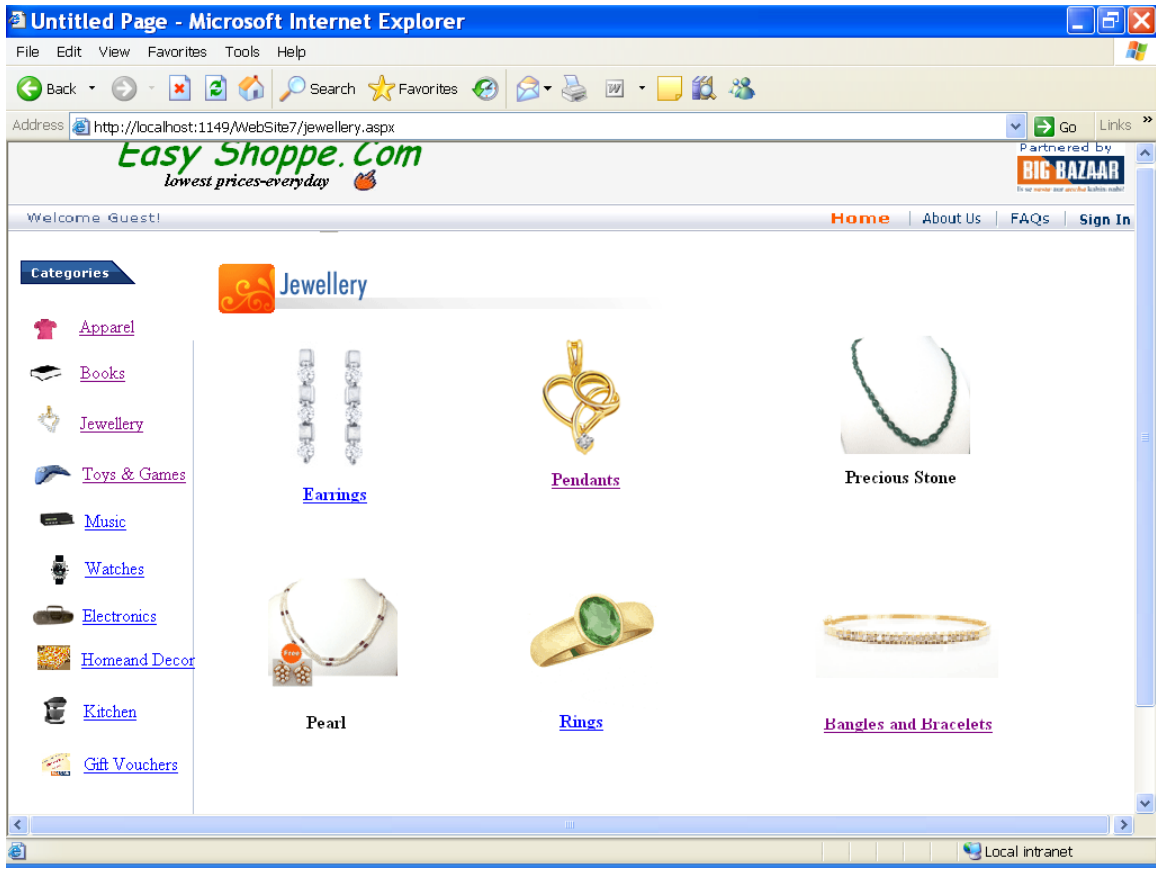
Sign Page(user)



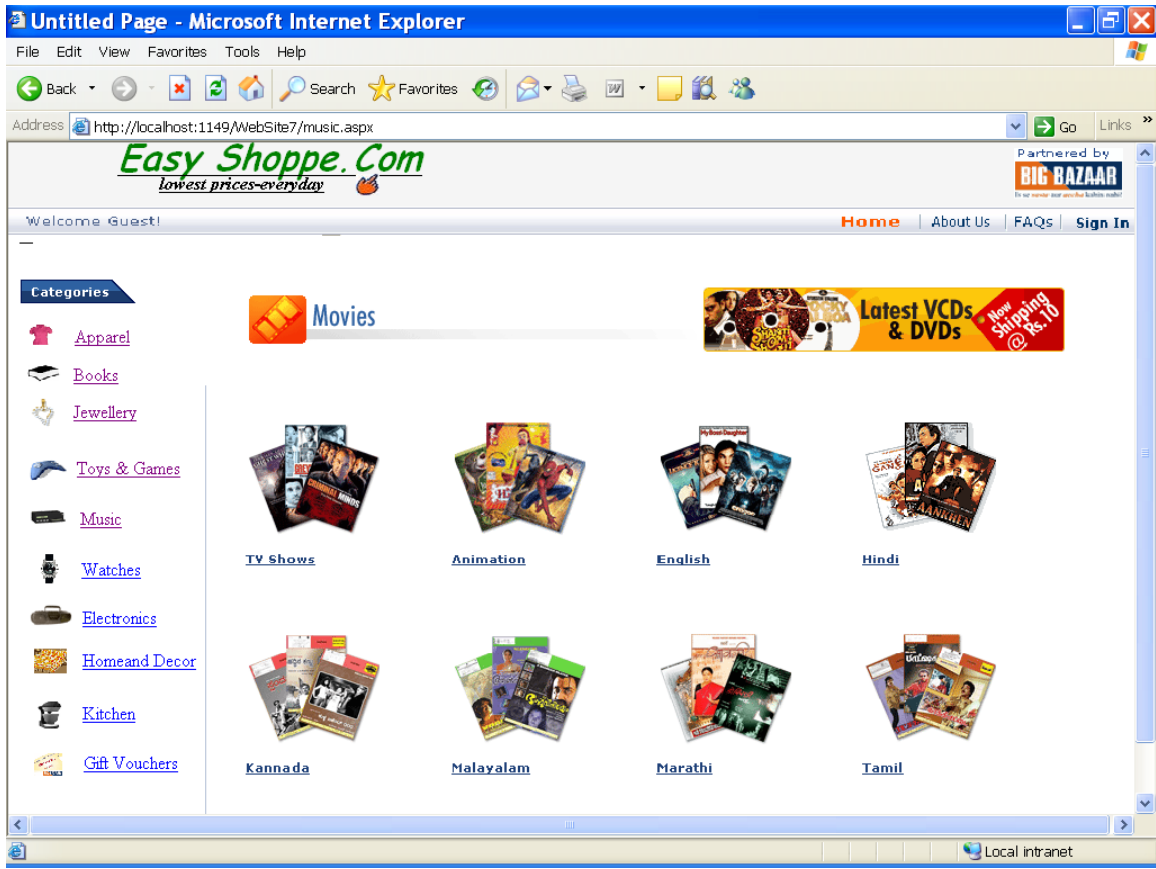
Apparel



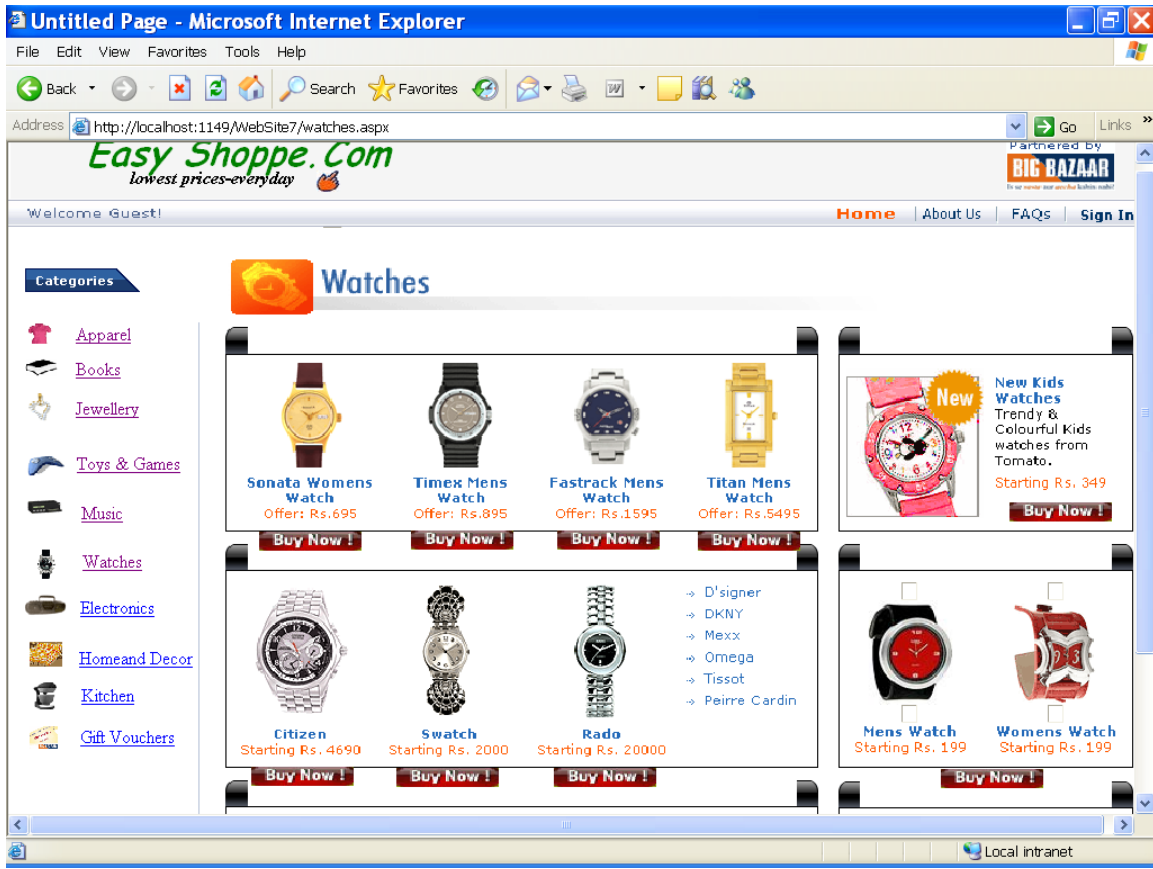
Books



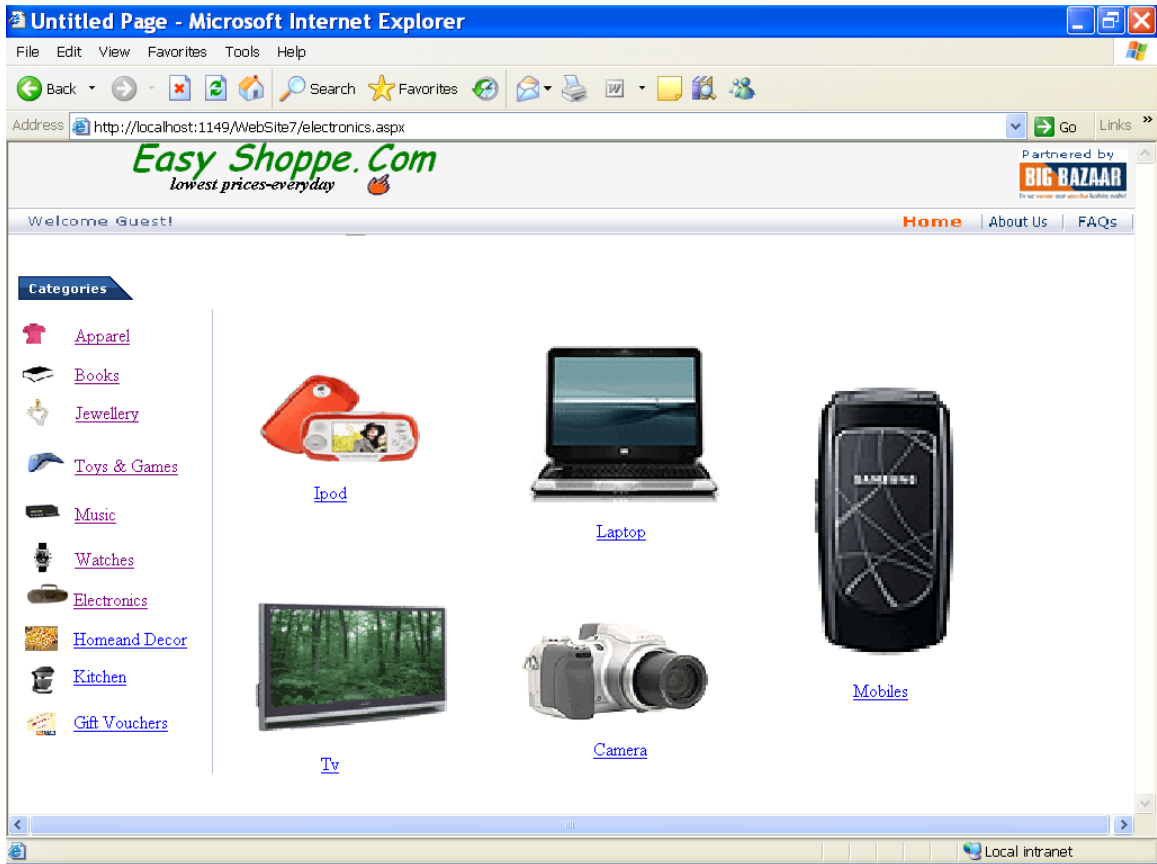
Jewellery



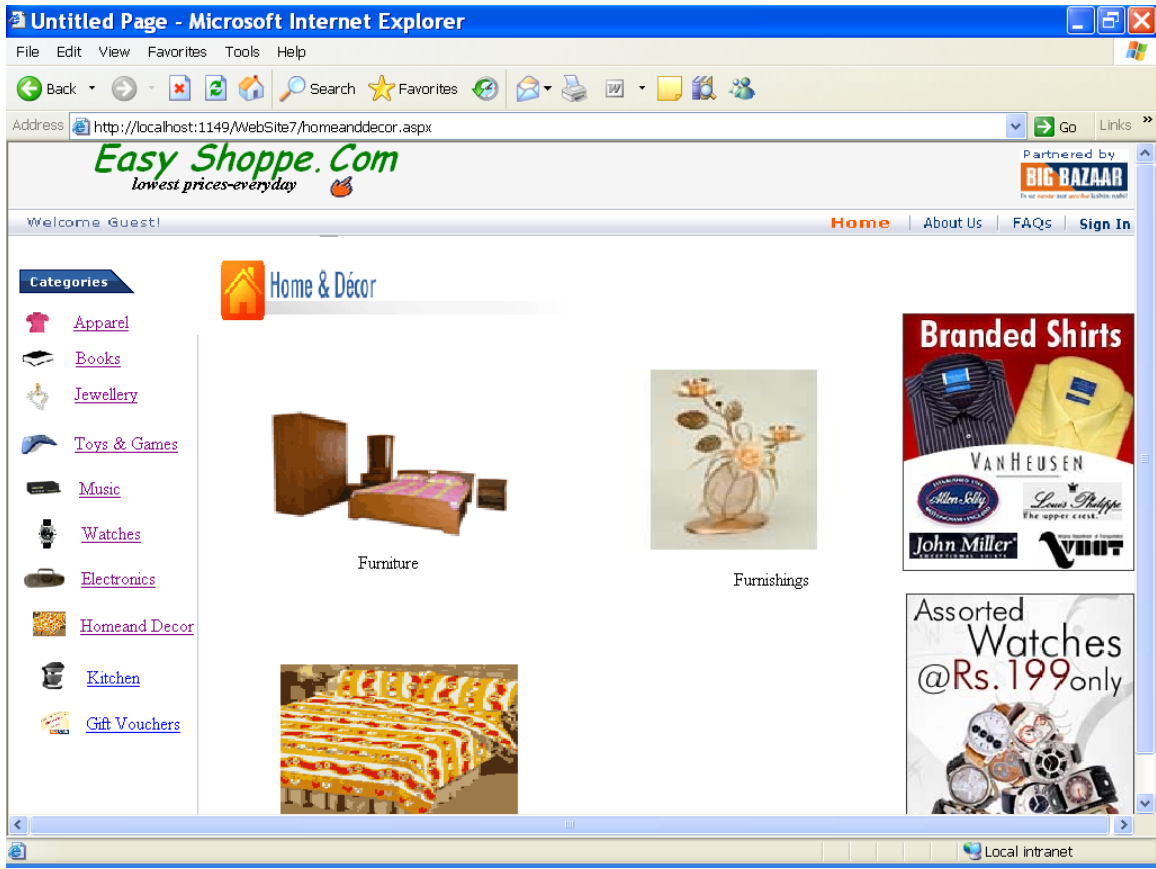
Music



Watches



Electronics



Home Decore

Untitled Page - Microsoft Internet Explorer

File Edit View Favorites Tools Help

Address <http://localhost:1149/WebSite7/kitchen.aspx> Go Links

Easy Shoppe.Com









lowest prices-everyday

Welcome Guest! [Home](#) | [About Us](#) | [FAQs](#) | [Sign In](#)

Categories

- [Apparel](#)
- [Books](#)
- [Jewellery](#)
- [Watches](#)
- [Music](#)
- [Kitchen](#)
- [Toys & Games](#)
- [Gift Vouchers](#)
- [Electronics](#)
- [Homeand Decor](#)

Kitchen Appliances

			
JUICERS MIXERS GRINDERS	MICROWAVES	ELECTRIC COOKERS	OTGs
			

Local intranet











Kitchen

Untitled Page - Microsoft Internet Explorer


File Edit View Favorites Tools Help

Address <http://localhost:1149/WebSite7/Gifts.aspx> Go Links


Categories

-  [Apparel](#)
-  [Books](#)
-  [Jewellery](#)
-  [Toys & Games](#)
-  [Music](#)
-  [Watches](#)
-  [Electronics](#)
-  [Home and Decor](#)
-  [Kitchen](#)
-  [Gift Vouchers](#)


Gift Voucher




Big Bazaar




Central




Gitanjali




Home Town




Pantaloons




Big Bazaar Gift Voucher
250
Offer: Rs. 250
[Buy Now !](#)



Big Bazaar Gift Voucher
500
Offer: Rs. 500
[Buy Now !](#)



Big Bazaar Gift Voucher
1000
Offer: Rs. 1000
[Buy Now !](#)



Pantaloons Connoisseurs
Gift Vouchers 500
Offer: Rs. 500
[Buy Now !](#)


Gift Vouchers

Untitled Page - Microsoft Internet Explorer









File Edit View Favorites Tools Help

Back Forward Stop Refresh Home Search Favorites Print Mail Stop Taskbar

Address http://localhost:1149/WebSite7/rings.aspx Go Links

 Rings

Displaying 1 to 20 of 105 products Page: 1 / 6 [Previous](#) | [Next](#)

 <p>Diamond Ring SD S-242 Offer: Rs. 6299 Buy Now !</p>	 <p>Diamond Ring SD S-243 Offer: Rs. 9199 Buy Now !</p>	 <p>Diamond Ring SD S-245 Offer: Rs. 6999 Buy Now !</p>	 <p>Diamond Ring SD S-247 Offer: Rs. 6499 Buy Now !</p>
 <p>Diamond Ring SD S-249 Offer: Rs. 5799 Buy Now !</p>	 <p>Diamond Ring SD S-251 Offer: Rs. 6299 Buy Now !</p>	 <p>Diamond Ring SD S-253 Offer: Rs. 5799 Buy Now !</p>	 <p>Diamond Ring SD S-254 Offer: Rs. 7999 Buy Now !</p>





Done Local intranet

Rings

Untitled Page - Microsoft Internet Explorer





File Edit View Favorites Tools Help

Address http://localhost:1149/WebSite7/Bangles_pen.aspx

Offer: Rs. 36500 Buy Now !	Offer: Rs. 46000 Buy Now !	Offer: Rs. 27400 Buy Now !	Offer: Rs. 31900 Buy Now !
			
Diamond Bracelet SD BG-14 Offer: Rs. 43900 Buy Now !	Diamond Bracelet SD BG-15 Offer: Rs. 36000 Buy Now !	Diamond Bracelet SD BG-15 Offer: Rs. 64000 Buy Now !	Diamond Bracelet SD BG-17 Offer: Rs. 34600 Buy Now !

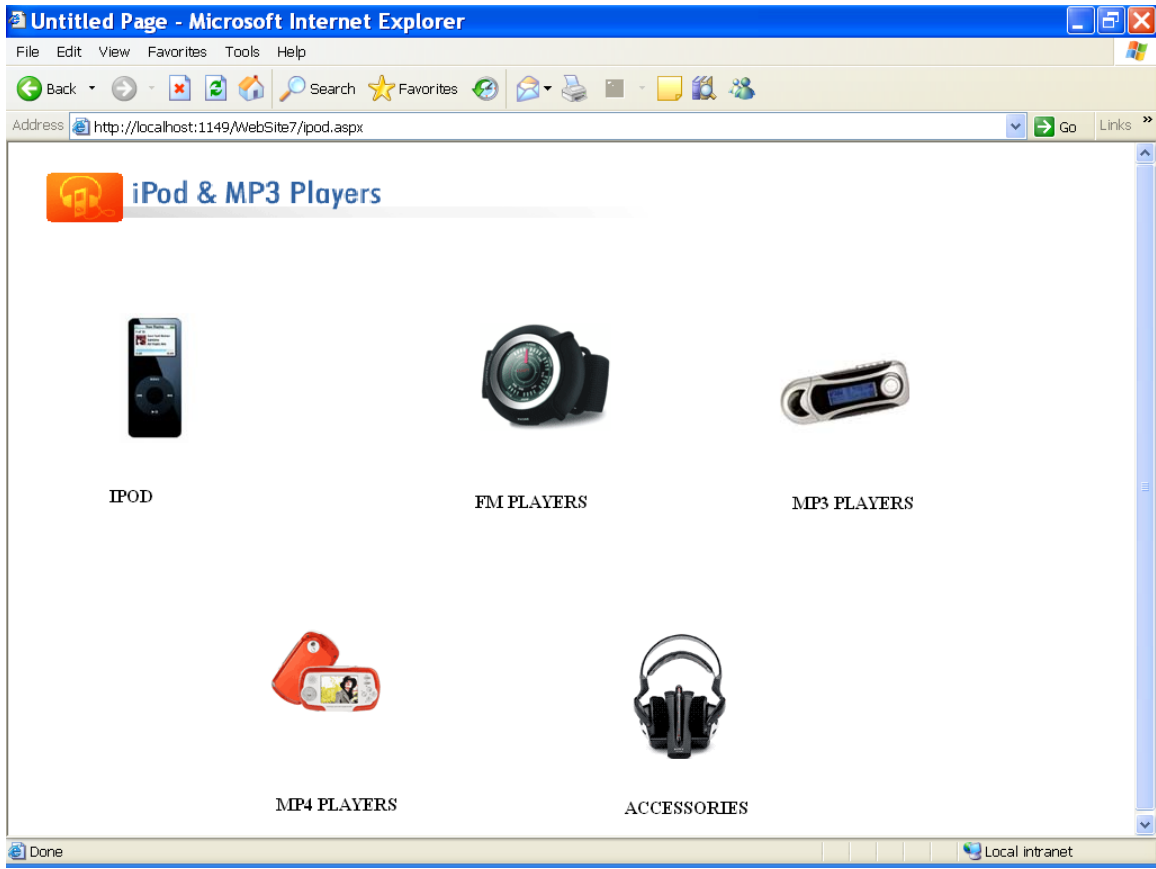
Pendants

Displaying 1 to 20 of 274 products Page: 1 / 14 [Previous](#) | [Next](#)

			
Diamond Initial Pendant SD S-276 Offer: Rs. 5599 Buy Now !	Diamond Pendant SD P-26-48 Offer: Rs. 17799 Buy Now !	Diamond Pendant SD P-26-96 Offer: Rs. 26999 Buy Now !	Diamond Pendant SD P-26-144 Offer: Rs. 43999 Buy Now !

Done Local intranet

Bangles & Pendants



Ipod

Untitled Page - Microsoft Internet Explorer

File Edit View Favorites Tools Help

Back Forward Stop Home Search Favorites Refresh Print Mail Stop Taskbar

Address http://localhost:1149/WebSite7/laptops.aspx Go Links

Laptops

Speakers Laptop Web Camera Printer
Gadgets Mouse Head Phone Laptop Bag

Offer of the Month

Zenith Director Laptop

MRP : 32200
Offer : 29500

Buy Now!

Admin

Acer AS 4315 NWXC1 MRP : Rs. 29,700 Offer Rs. 20,999 Buy Now!	Acer Power 3800H Desktop MRP Rs. 17,000 Offer Rs. 12,990 Buy Now!	Canon PIXMA Bubble Jet Printer MRP Rs. 1,995 Offer Rs. 1,199 Buy Now!	Sony Vaio VGN-CR23G (Gold) Offer Rs. 54,990 Buy Now!

New

Offer Price Rs. 11,900

Buy Now!

iBall LCD Monitor 19inch Crystal Clear Zero Defect

Done Local intranet

Laptops

Untitled Page - Microsoft Internet Explorer


File Edit View Favorites Tools Help

Address http://localhost:1149/WebSite7/Mobiles.aspx

Mobiles






[Nokia](#) | [Motorola](#) | [Samsung](#) | [Sony Ericsson](#) | [Telephones](#) | [Other Mobiles](#) | [Memory Cards](#) | [Accessories](#)

FutureBazaar offers the largest range of mobile phone handsets and accessories from Samsung, Motorola, Sony Ericsson, Nokia, i-mate, BlackBerry, DOPOD, Fly, Spice, Sagem and others at the lowest prices. FutureBazaar also offers a 15Days' unconditional refund along with manufacturers' warranty on all mobiles sold on the site.




Wide Range of Mobiles

Top Five Mobiles

				
Nokia 2630 MRP: Rs.4499 Offer: Rs.3850	Sony W960i MRP: Rs.28995 Offer: Rs.26990	Nokia N73 (Music) MRP: Rs.16339 Offer: Rs.13580	Spice D-88 Dual MRP: Rs.9849 Offer: Rs.7299	Nokia N-81 MRP: Rs.19409 Offer: Rs.17000
Buy Now!	Buy Now!	Buy Now!	Buy Now!	Buy Now!

Latest Mobile



LG KU990 Viewty

[Buy Now!](#)

Done Local intranet

Mobiles

Untitled Page - Microsoft Internet Explorer

File Edit View Favorites Tools Help

Back Forward Stop Home Search Favorites Refresh Print Mail Stop Taskbar

Address http://localhost:1149/WebSite7/cameras.aspx Go Links

Cameras

[Digital Cameras](#) |
 [Digital SLRs](#) |
 [Pocket Camcorders](#) |
 [Lenses](#) |
 [Video Cameras](#) |
 [Batteries & Chargers](#) |
 [Bags & Cases](#) |
 [Accessories](#)

[Pocket Camcorder](#) |
 [Video Camera](#) |
 [Digital Camera](#)

[Digital SLR](#) |
 [Lenses](#) |
 [Digital Frame](#) |
 [Bags](#)

	→ Canon	→ Pentax
	→ Kodak	→ Samsung
	→ Nikon	→ Sony
	→ Olympus	→ Others
	→ Panasonic	

	→ Digital SLR
	→ Pocket Camcorder
	→ Video Cameras

→ Adapters	→ Bags
→ Filters	→ Cases
→ Flashes	→ Chargers
→ Lenses	→ Memory Cards
→ Batteries	→ Others

 Nikon L10 MRP Rs. 7950 Offer Rs. 6499 Buy Now!	 Canon A550 MRP Rs. 9995 Offer Rs. 9595 Buy Now!	 Kodak C513 MRP Rs. 6999 Offer Rs. 5990 Buy Now!	 Kodak C613 MRP Rs. 7999 Offer Rs. 6999 Buy Now!
--	---	---	---

Digital Cameras
below Rs. 4000/-

Done Local intranet

Cameras

Untitled Page - Microsoft Internet Explorer

File Edit View Favorites Tools Help

Back Forward Stop Home Search Favorites Refresh Print Mail Stop Taskbar

Address http://localhost:1149/WebSite7/CARTDETAILS.aspx Go Links

Easy Shoppe.Com
lowest prices-everyday

Partnered by
BIG BAZAAR

SHOPPING CART DETAILS

Payment Id

User ID

ITEM

NO OF ITEMS SOLD

TOTAL COST

Bank name

Account no

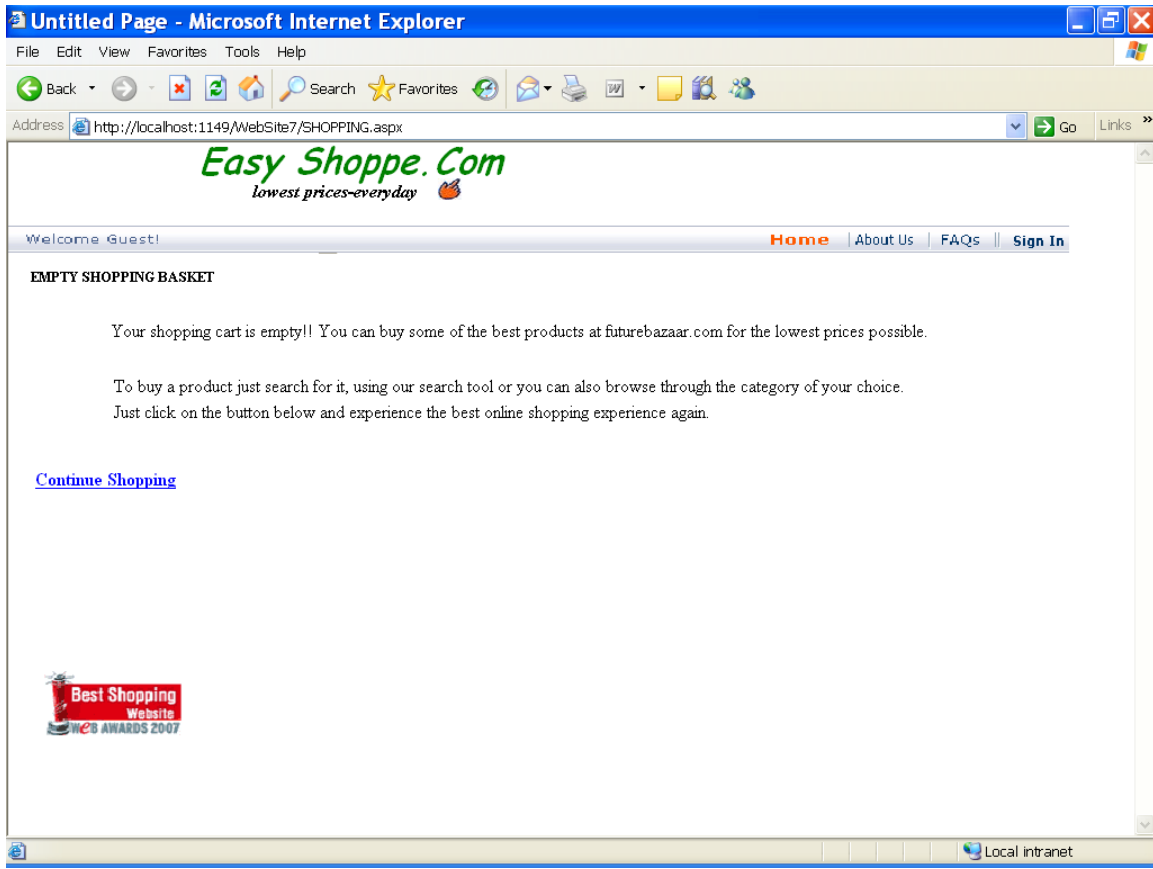
Credit card no

pin

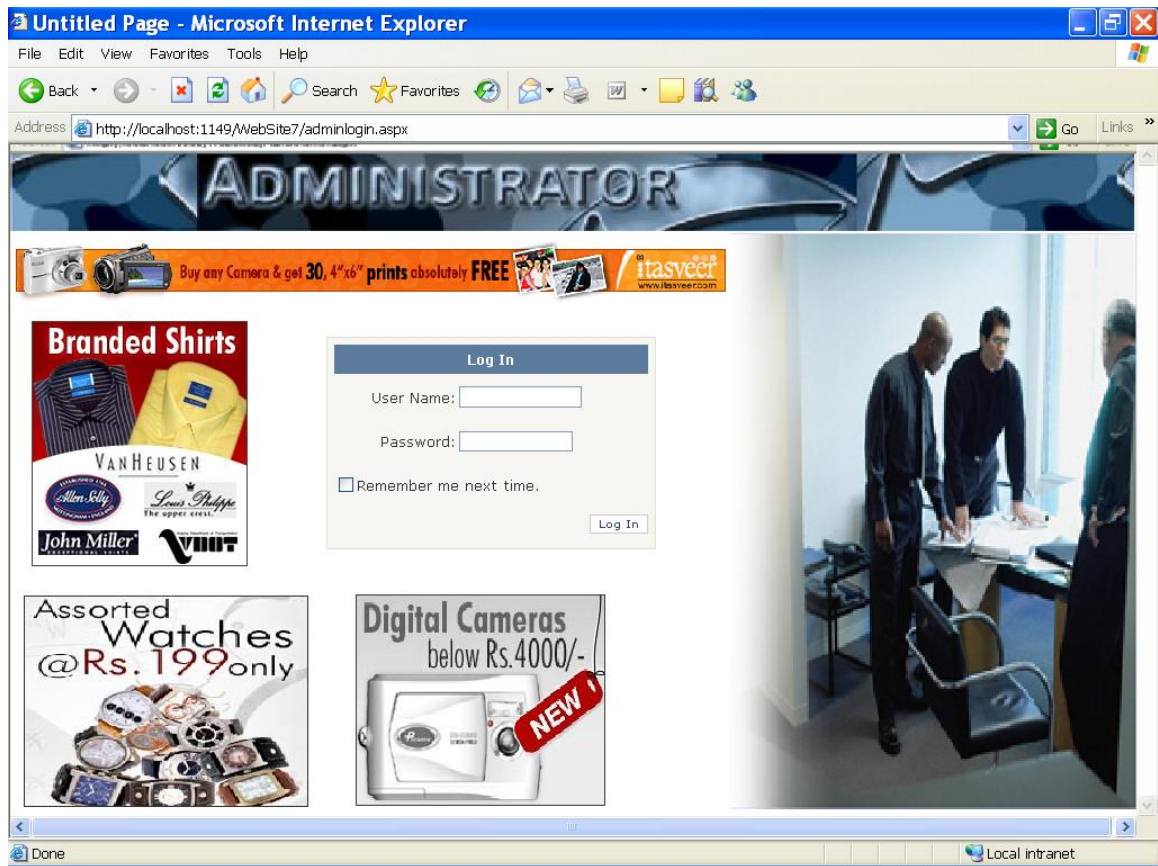
credit type

Done Local intranet

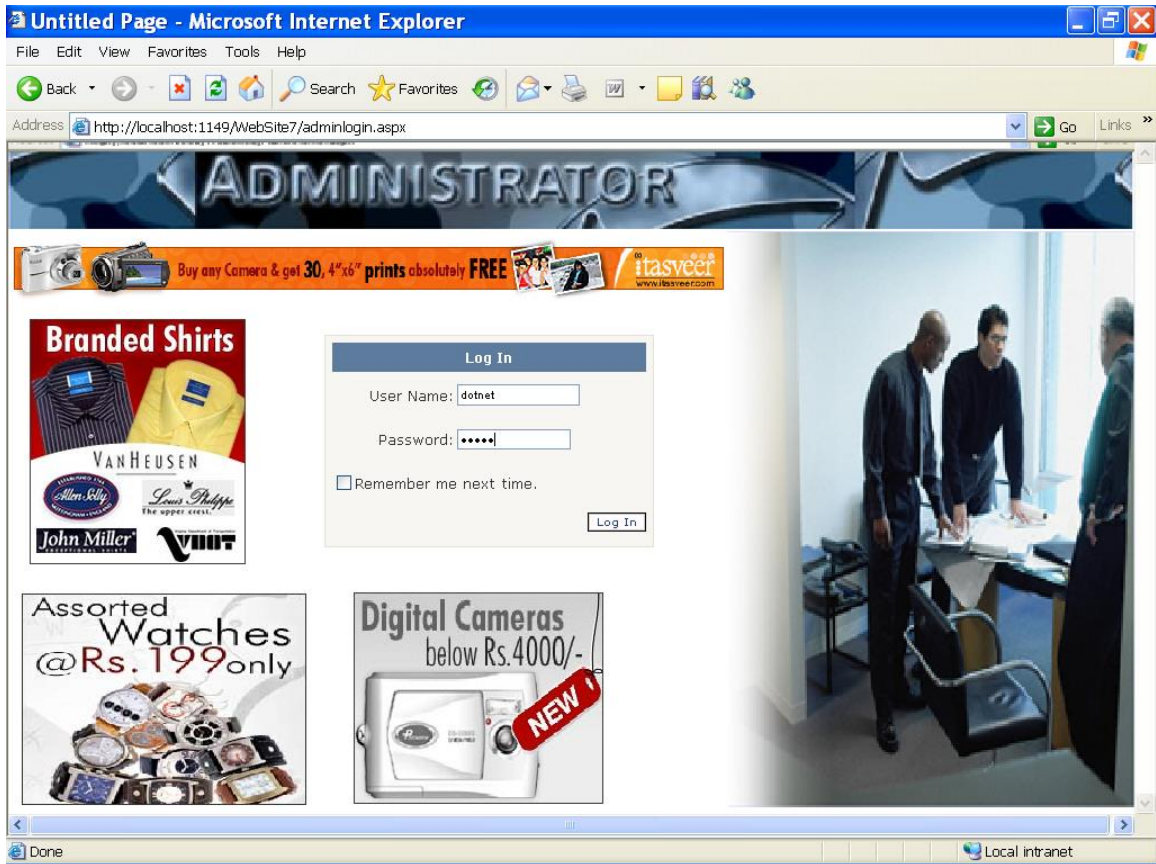
Cart Details



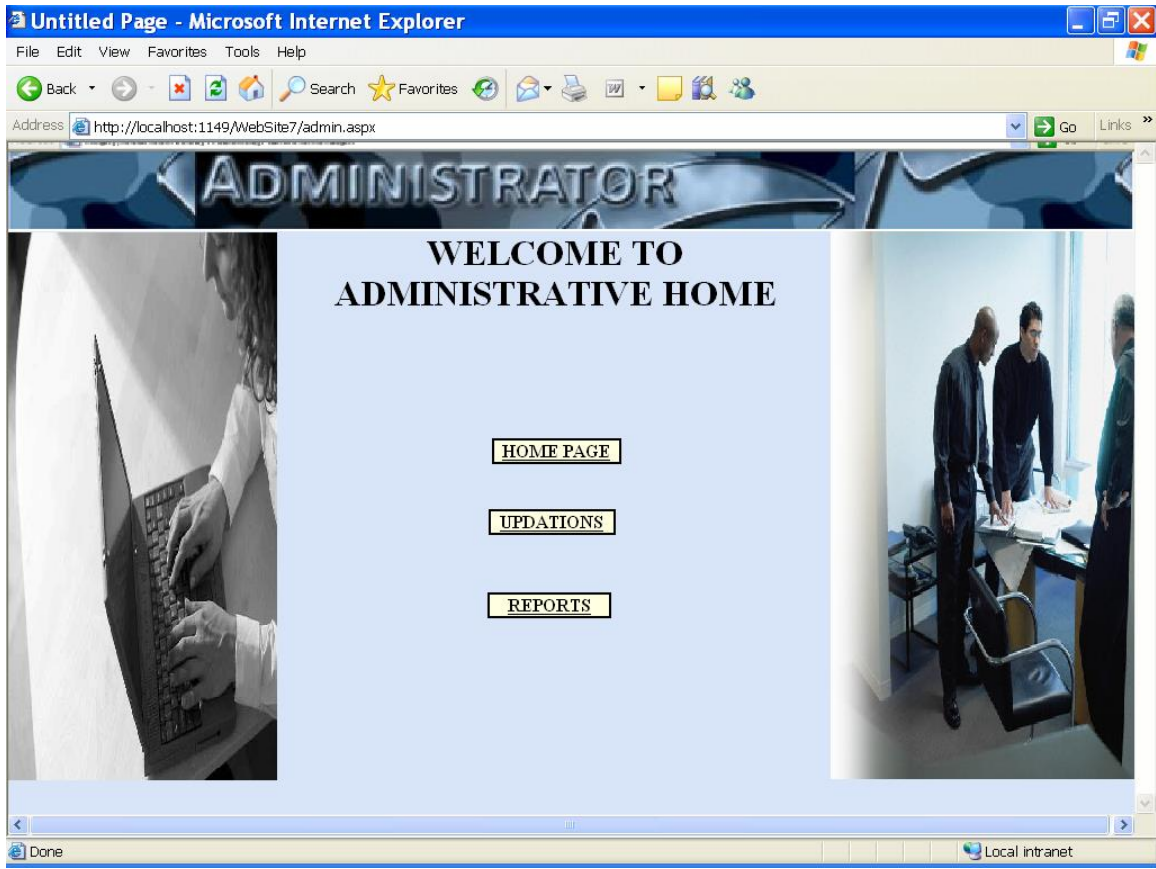
Successful shopping



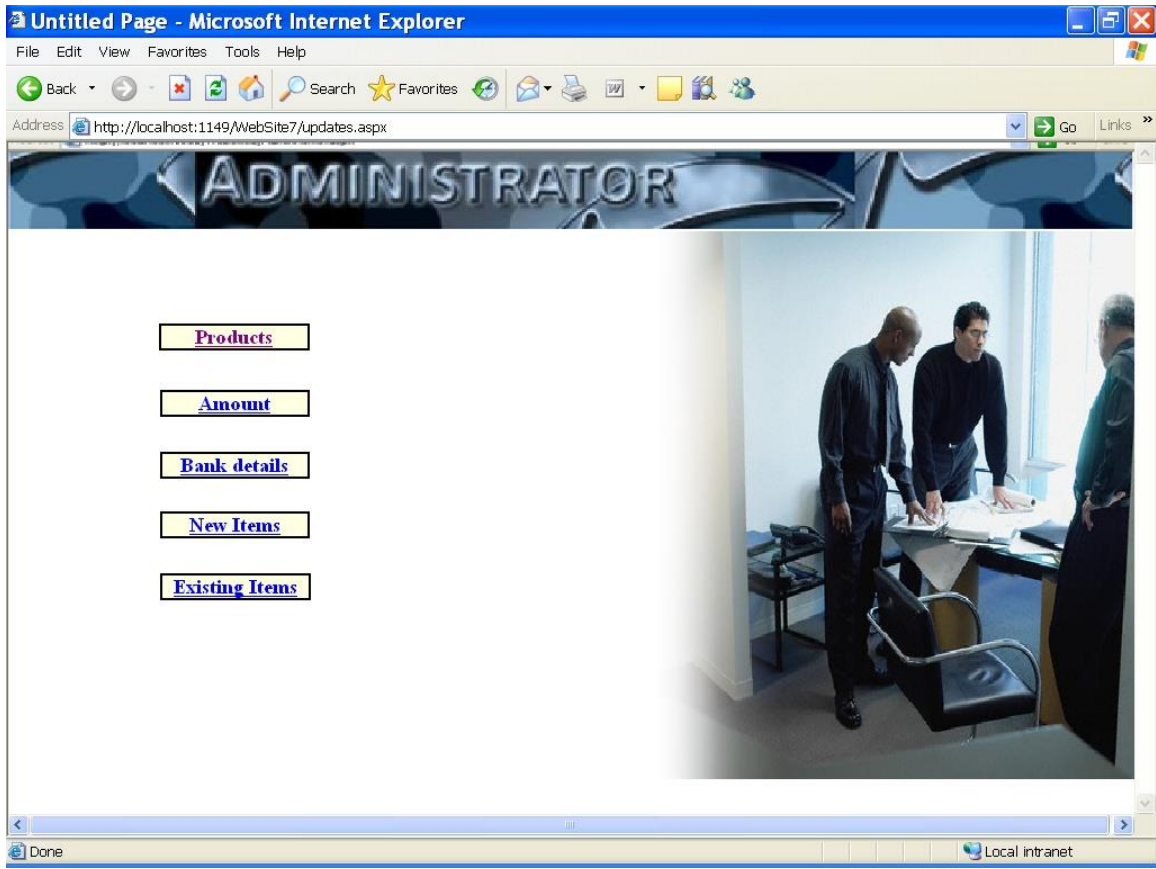
Admin Login



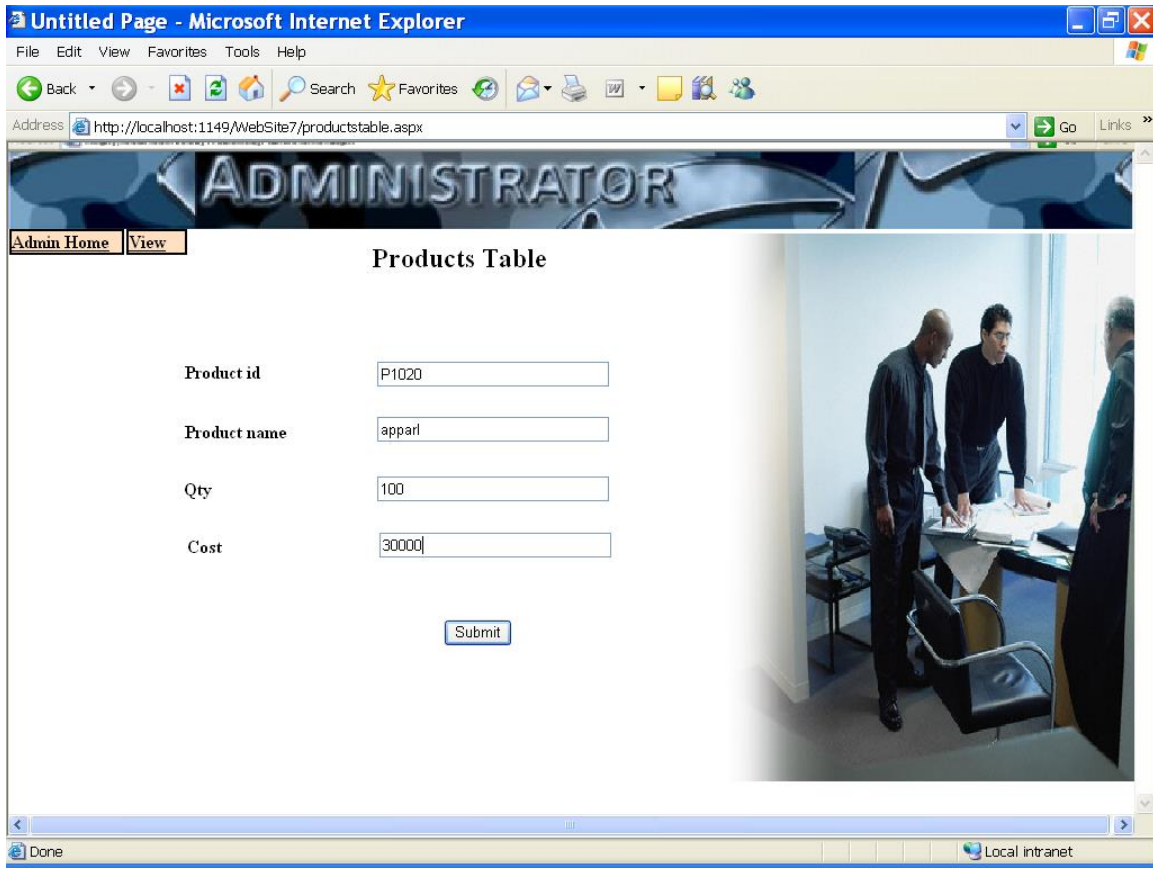
Login(admin)



Admin Page



Updates Page



Products page

Untitled Page - Microsoft Internet Explorer

File Edit View Favorites Tools Help

Address <http://localhost:1149/WebSite7/amounttable.aspx> Go Links

ADMINISTRATOR

[Admin Home](#) [View](#)

Amount Table

User id


Item No

Item Name

No of Items

Qty

Cost



Done Local intranet

Items Page

Untitled Page - Microsoft Internet Explorer

File Edit View Favorites Tools Help

Address <http://localhost:1149/WebSite7/bankform.aspx> Go Links

ADMINISTRATOR

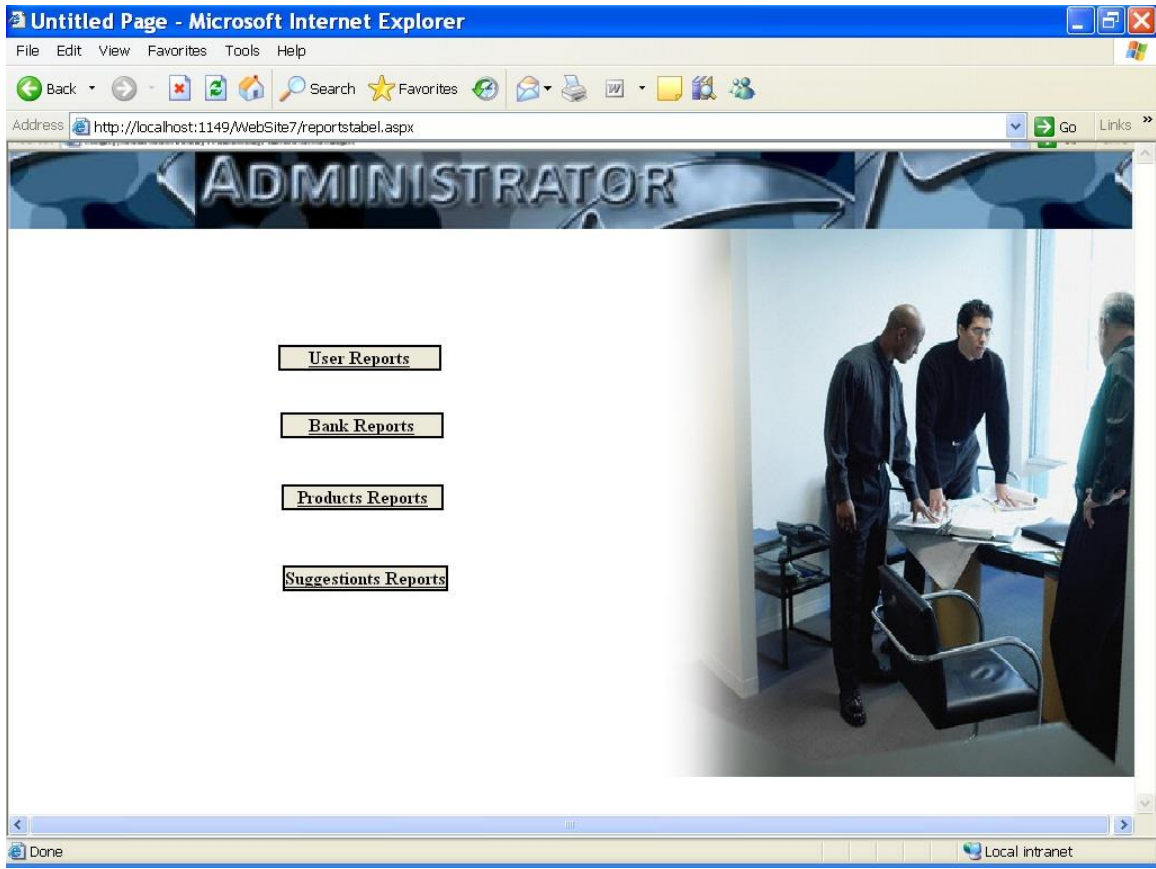
[Admin Home](#) [View](#)

Bank Transactions

Bank name	<input type="text" value="icici"/>
Account no.	<input type="text" value="1234567689"/>
User ID	<input type="text" value="ravi"/>
Credit card no.	<input type="text" value="4567834567"/>
Card type	<input type="text" value="master"/>
Pin	<input type="text" value="...."/>
Valid	<input type="text" value="2009"/>
Credit limit	<input type="text" value="40000"/>

Done Local intranet

Bank Form



Reports

Microsoft Internet Explorer window showing a web page titled "ADMINISTRATOR" and "User Reports". The address bar shows the URL: http://localhost:1149/WebSite7/hoofusers.aspx.

The page content includes a "View" button and a table of user reports. The table has the following columns: userid, pwd, reenterpwd, fname, lname, phone, dreg, creditno, cardtype, street, pin, and email.

userid	pwd	reenterpwd	fname	lname	phone	dreg	creditno	cardtype	street	pin	email
ravi_au	raviu	raviu	ravi	a	234567	10-02-08	234567890	master	akpplm	2345	ravi_au@gmail.com
sudha	sudd	sudd	sudha	v	9345678912	1-03-08	567890876	visa	dondapt	8908	sudh@gmail.com

The status bar at the bottom indicates "Local intranet".

User reports

Untitled Page - Microsoft Internet Explorer

File Edit View Favorites Tools Help


Address http://localhost:1149/WebSite7/bankreport.aspx

ADMINISTRATOR

Admin Home View

Bank Details Reports

userid	accno	bankname	creditno	creditttype	creditlimit	pin	valid
ravi_au	8975667777	ijklj	8789	jkhjk	7878	2-5-2008	Jan 1 878



Local intranet

Bank Form

Untitled Page - Microsoft Internet Explorer

File Edit View Favorites Tools Help

Back Forward Stop Home Search Favorites Refresh Print Mail Stop Taskbar

Address http://localhost:1149/WebSite7/Noofproducts.aspx Go Links

ADMINISTRATOR

Admin Home View

Products Reports

productid	productname	qty	cost
6526	gg	hgh	767
P1020	apparl	100	30000

Done Local intranet

Products Reports

Coding

```
<%@ Page Language="C#" AutoEventWireup="true" CodeFile="aboutus.aspx.cs"
Inherits="aboutus" %>
```

```
<!DOCTYPE html PUBLIC "-//W3C//DTD XHTML 1.0 Transitional//EN"
"http://www.w3.org/TR/xhtml1/DTD/xhtml1-transitional.dtd">
```

```
<html xmlns="http://www.w3.org/1999/xhtml" >
```

```
<head runat="server">
```

```
<title>Untitled Page</title>
```

```
</head>
```

```
<body>
```

```
<form id="form1" runat="server">
```

```
<div>
```

```
<div>
```

```
&nbsp;
```

```
<asp:Label ID="Label2" runat="server" Style="z-index: 100; left: 0px; position:
absolute;
```

```
top: 0px" Text=" "></asp:Label>
```

```
<asp:Label ID="Label3" runat="server" Height="56px" Style="z-index: 101; left:
235px;
```

```
position: absolute; top: 272px" Text="As part of India's largest retail
chain, we enjoy the benefits of buying in bulk for the entire group and keep our
margins low, so you get a great range of products at great prices. We pass these
benefits on to you, so our prices are the lowest we can make – every day "
```

```
Width="770px"></asp:Label>
```

```
<asp:Label ID="Label4" runat="server" Height="3px" Style="z-index: 102; left: 358px;
```

```
    position: absolute; top: 151px" Text="is owned and operated by FutureBazaar India Ltd., a subsidiary of Pantaloon Retail (India) Limited"
```

```
    Width="604px"></asp:Label>
```

```
<asp:Label ID="Label5" runat="server" Font-Bold="True" Style="z-index: 103; left: 235px;
```

```
    position: absolute; top: 151px" Text="Easy Shoppe.com" Width="119px"></asp:Label>
```

```
&nbsp; &nbsp; &nbsp; &nbsp; &nbsp; &nbsp;
```

```
<asp:Label ID="Label13" runat="server" Height="21px" Style="z-index: 105; left: 276px;
```

```
    position: absolute; top: 422px" Text="Pantaloon Retail was selected as the Best of Best Retailers in Asia by Retail Asia-Pacific Top 500 magazine in 2006."
```

```
    Width="710px"></asp:Label>
```

```
&nbsp;
```

```
<asp:Label ID="Label15" runat="server" Style="z-index: 107; left: 70px; position: absolute;
```

```
    top: 70px" Text=" "></asp:Label>
```

```
<asp:Label ID="Label16" runat="server" Style="z-index: 108; left: 80px; position: absolute;
```

```
    top: 80px" Text=" "></asp:Label>
```

```
&nbsp; &nbsp; &nbsp; &nbsp; &nbsp; &nbsp;
```

```
<asp:Label ID="Label27" runat="server" Height="16px" Style="z-index: 116; left: 235px;
```

position: absolute; top: 175px" Text="If you have purchased something at FutureBazaar and the product did not meet your expectations or does not fit your needs, then you can return the product to us; no questions asked, as long as it is in its original packaging and accompanied by its invoice. We will even make the return process simple for you – just contact our customer support and we'll arrange to pick up the product from your home. Alternately, you can drop it off at the nearest Big Bazaar."

Width="755px"></asp:Label>

<asp:Label ID="Label33" runat="server" Style="z-index: 121; left: 210px; position: absolute;

top: 210px" Text=" "></asp:Label>

<asp:Label ID="Label34" runat="server" Style="z-index: 122; left: 220px; position: absolute;

top: 220px" Text=" "></asp:Label>

<asp:Label ID="Label35" runat="server" Style="z-index: 123; left: 230px; position: absolute;

top: 230px" Text=" "></asp:Label>

<asp:Label ID="Label6" runat="server" Style="z-index: 125; left: 235px; position: absolute;

top: 451px" Text="Pantaloon Retail (India) Limited led by Kishore Biyani is the country's largest retailer. It owns and operates multiple retail formats including Pantaloons, Big Bazaar, Food Bazaar, Central, E-Zone, Fashion Station, Depot and many others. Headquartered in Mumbai, Pantaloon Retail is listed on BSE and NSE with a turnover of Rs 2,018 crores for financial year ended 2005-06."

```

        Width="752px"></asp:Label>
<asp:Label ID="Label8" runat="server" Style="z-index: 126; left: 236px; position:
absolute;
        top: 348px" Text="Big Bazaar was awarded the CNBC-Awaaz
Consumer Awards in 2006 and the Readers' Digest Platinum Brand Award 2006.
Further details on Pantaloon Retail are available on http://www.pantaloon.com/ "
        Width="795px"></asp:Label>
<asp:Image          ID="Image9"          runat="server"          Height="26px"
ImageUrl="~/pics/wel.bmp" Style="z-index: 127;
        left: 1px; position: absolute; top: 58px" Width="729px" />
<asp:ImageButton   ID="ImageButton4"   runat="server"   Height="25px"
ImageUrl="~/pics/fac.bmp"
        Style="z-index: 128; left: 869px; position: absolute; top: 58px"
Width="71px" OnClick="ImageButton4_Click" />
<asp:ImageButton   ID="ImageButton1"   runat="server"   Height="26px"
ImageUrl="~/pics/sgn.bmp"
        Style="z-index: 129; left: 934px; position: absolute; top: 58px"
Width="65px" OnClick="ImageButton1_Click" />
<asp:ImageButton   ID="ImageButton3"   runat="server"   Height="25px"
ImageUrl="~/pics/abt.bmp"
        Style="z-index: 130; left: 796px; position: absolute; top: 58px"
Width="81px" OnClick="ImageButton3_Click" />
<asp:ImageButton   ID="ImageButton5"   runat="server"   Height="26px"
ImageUrl="~/pics/hm.bmp"
        Style="z-index: 131; left: 726px; position: absolute; top: 58px"
Width="77px" />

```

```

<asp:Label ID="Label12" runat="server" Font-Bold="True" Font-Italic="True"
Font-Names="Comic Sans MS"
        Font-Size="XX-Large" ForeColor="Green" Height="30px" Style="z-
index: 132; left: 100px;
        position: absolute; top: -10px" Text="Easy Shoppe.Com"
Width="285px"></asp:Label>
<asp:Label ID="Label9" runat="server" Font-Bold="True" Font-Italic="True"
ForeColor="Black"
        Height="15px" Style="z-index: 133; left: 136px; position: absolute; top:
28px"
        Text="lowest prices-everyday"></asp:Label>
<asp:Image ID="Image18" runat="server" Height="19px"
ImageUrl="~/pics/hnd.JPG" Style="z-index: 134;
        left: 312px; position: absolute; top: 31px" Width="21px" />
<asp:Image ID="Image6" runat="server" ImageUrl="~/image/yam/FutureBazaar -
Diamond_files/categ_tab.gif"
        Style="z-index: 135; left: 9px; position: absolute; top: 114px" />
<asp:LinkButton ID="LinkButton1" runat="server"
OnClick="LinkButton1_Click" Style="z-index: 136;
        left: 58px; position: absolute; top: 188px">Books</asp:LinkButton>
<asp:LinkButton ID="LinkButton2" runat="server"
OnClick="LinkButton2_Click" Style="z-index: 137;
        left: 58px; position: absolute; top: 152px">Apparel</asp:LinkButton>
<asp:Image ID="Image20" runat="server" Height="16px"
ImageUrl="~/pics/books.gif"
        Style="z-index: 138; left: 12px; position: absolute; top: 188px"
Width="29px" />

```

```
<asp:Image ID="Image29" runat="server" Height="20px"
ImageUrl="~/pics/tshirt_womens01.gif"
```

```
Style="z-index: 139; left: 14px; position: absolute; top: 150px"
Width="25px" />
```

```
<asp:Image ID="Image30" runat="server" Height="26px"
ImageUrl="~/image/yam2/FutureBazaar
```

```
Tissottouch_15feb08_files/47B2B1CF843466DCE1000000A0330A05.gif"
Style="z-index: 140; left: 13px; position: absolute; top: 270px"
```

```
Width="27px" />
```

```
<asp:Image ID="Image27" runat="server" Height="26px"
ImageUrl="~/pics/jewelry.gif"
```

```
Style="z-index: 141; left: 13px; position: absolute; top: 223px"
Width="23px" />
```



```
<asp:LinkButton ID="LinkButton3" runat="server"
OnClick="LinkButton3_Click" Style="z-index: 143;
```

```
left: 57px; position: absolute; top: 229px">Jewellery</asp:LinkButton>
&nbsp;
```

```
<asp:LinkButton ID="LinkButton6" runat="server"
OnClick="LinkButton6_Click" Style="z-index: 145;
```

```
left: 58px; position: absolute; top: 271px">Watches</asp:LinkButton>
```

```
<asp:Image ID="Image11" runat="server" ImageUrl="~/pics/music.gif" Style="z-
index: 146;
```

```
left: 9px; position: absolute; top: 351px" Width="31px" />
```

```
<asp:Image ID="Image13" runat="server" Height="19px"
ImageUrl="~/pics/games.gif"
```

```

        Style="z-index: 147; left: 10px; position: absolute; top: 316px"
Width="35px" />
<asp:Image          ID="Image31"          runat="server"          Height="26px"
ImageUrl="~/pics/kitchen.gif"
        Style="z-index: 148; left: 11px; position: absolute; top: 389px"
Width="30px" />
<asp:LinkButton          ID="LinkButton5"          runat="server"
OnClick="LinkButton5_Click" Style="z-index: 149;
        left: 58px; position: absolute; top: 314px">Toys &
Games</asp:LinkButton>
<asp:LinkButton          ID="LinkButton7"          runat="server"
OnClick="LinkButton7_Click" Style="z-index: 150;
        left: 59px; position: absolute; top: 349px">Music</asp:LinkButton>
<asp:LinkButton          ID="LinkButton8"          runat="server"
OnClick="LinkButton8_Click" Style="z-index: 151;
        left: 60px; position: absolute; top: 390px">Kitchen</asp:LinkButton>
<asp:Image  ID="Image28"  runat="server"  ImageUrl="~/pics/electronics.gif"
Style="z-index: 152;
        left: 8px; position: absolute; top: 433px" Width="38px" />
<asp:Image          ID="Image12"          runat="server"          Height="22px"
ImageUrl="~/image/yaml/home_files/46976DF3233F1F9CE1000000A0330A05.g
if"
        Style="z-index: 153; left: 12px; position: absolute; top: 471px"
Width="29px" />
<asp:LinkButton          ID="LinkButton9"          runat="server"
OnClick="LinkButton9_Click" Style="z-index: 154;

```

```

        left: 62px; position: absolute; top: 473px">Homeand
Decor</asp:LinkButton>
<asp:LinkButton          ID="LinkButton10"          runat="server"
OnClick="LinkButton10_Click" Style="z-index: 155;
        left: 61px; position: absolute; top: 436px">Electronics</asp:LinkButton>
<asp:Image          ID="Image17"          runat="server"          Height="20px"
ImageUrl="~/image/yam1/gift_files/471892417BE5174CE1000000A0330A04.gif
"
        Style="z-index: 156; left: 12px; position: absolute; top: 510px"
Width="25px" />
<asp:LinkButton          ID="LinkButton16"          runat="server"
OnClick="LinkButton16_Click" Style="z-index: 157;
        left: 62px; position: absolute; top: 513px">Gift
Vouchers</asp:LinkButton>
<asp:Label          ID="Label1"          runat="server"          BackColor="WhiteSmoke"
Height="59px" Style="z-index: 99;
        left: 0px; position: absolute; top: 0px" Width="1004px"></asp:Label>
</div>

</div>
</form>
</body>
</html>

```



```
using System;
using System.Data;
using System.Configuration;
using System.Collections;
using System.Web;
using System.Web.Security;
using System.Web.UI;
using System.Web.UI.WebControls;
using System.Web.UI.WebControls.WebParts;
using System.Web.UI.HtmlControls;

public partial class aboutus : System.Web.UI.Page
{
    protected void Page_Load(object sender, EventArgs e)
    {

    }

    protected void LinkButton2_Click(object sender, EventArgs e)
    {
Response.Redirect("apparl.aspx");
    }

    protected void LinkButton1_Click(object sender, EventArgs e)
    {
Response.Redirect("books.aspx");
    }

    protected void LinkButton3_Click(object sender, EventArgs e)
    {
```

```
Response.Redirect("jewellery.aspx");
}
protected void LinkButton6_Click(object sender, EventArgs e)
{
Response.Redirect("watches.aspx");
}
protected void LinkButton5_Click(object sender, EventArgs e)
{
Response.Redirect("Toys.aspx");
}
protected void LinkButton7_Click(object sender, EventArgs e)
{
Response.Redirect("music.aspx");
}
protected void LinkButton8_Click(object sender, EventArgs e)
{
Response.Redirect("kitchen.aspx");
}
protected void LinkButton10_Click(object sender, EventArgs e)
{
Response.Redirect("electronics.aspx");
}
protected void LinkButton9_Click(object sender, EventArgs e)
{
Response.Redirect("homeanddecor.aspx");
}
protected void LinkButton16_Click(object sender, EventArgs e)
```

```
{
Response.Redirect("Gifts.aspx");
}
protected void ImageButton3_Click(object sender, ImageClickEventArgs e)
{
Response.Redirect("aboutus.aspx");
}
protected void ImageButton4_Click(object sender, ImageClickEventArgs e)
{
Response.Redirect("faq.aspx");
}
protected void ImageButton1_Click(object sender, ImageClickEventArgs e)
{
Response.Redirect("SIGNIN.aspx");
}
}
```

```
<%@ Page Language="C#" AutoEventWireup="true" CodeFile="admin.aspx.cs"
Inherits="admin" %>
```

```
<!DOCTYPE html PUBLIC "-//W3C//DTD XHTML 1.0 Transitional//EN"
"http://www.w3.org/TR/xhtml1/DTD/xhtml1-transitional.dtd">
```

```
<html xmlns="http://www.w3.org/1999/xhtml" >
<head runat="server">
<title>Untitled Page</title>
</head>
<body bgcolor="inactivecaptiontext">
<form id="form1" runat="server">
<div>
&nbsp;
<asp:Label ID="Label1" runat="server" Font-Bold="True" Font-Size="XX-Large"
Height="69px"
        Style="z-index: 100; left: 271px; position: absolute; top: 80px; text-align:
center"
        Text="WELCOME          TO          ADMINISTRATIVE          HOME"
Width="431px"></asp:Label>
<asp:LinkButton ID="LinkButton1" runat="server" Style="z-index: 101; left:
430px;
        position: absolute; top: 263px; text-align: center;" Width="111px"
BackColor="Info"          BorderColor="Black"          BorderStyle="Double"
BorderWidth="2px"          Font-Bold="True"          ForeColor="Black"
PostBackUrl="~/adminlogin.aspx">HOME PAGE</asp:LinkButton>
<asp:LinkButton ID="LinkButton2" runat="server" Style="z-index: 102; left:
426px;
        position: absolute; top: 400px; text-align: center;" BackColor="Info"
BorderColor="Black"  BorderStyle="Double"  BorderWidth="2px"  Font-
Bold="True"          ForeColor="Black"          PostBackUrl="~/reportstabel.aspx"
OnClick="LinkButton2_Click" Width="106px">REPORTS</asp:LinkButton>
```



```
using System;
using System.Data;
using System.Configuration;
using System.Collections;
using System.Web;
using System.Web.Security;
using System.Web.UI;
using System.Web.UI.WebControls;
using System.Web.UI.WebControls.WebParts;
using System.Web.UI.HtmlControls;

public partial class admin : System.Web.UI.Page
{
    protected void Page_Load(object sender, EventArgs e)
    {

    }

    protected void LinkButton2_Click(object sender, EventArgs e)
    {

    }

    protected void LinkButton3_Click(object sender, EventArgs e)
    {

    }
}
```

```
<%@ Page Language="C#" AutoEventWireup="true"
CodeFile="adminlogin.aspx.cs" Inherits="adminlogin" %>

<!DOCTYPE html PUBLIC "-//W3C//DTD XHTML 1.0 Transitional//EN"
"http://www.w3.org/TR/xhtml1/DTD/xhtml1-transitional.dtd">
<html xmlns="http://www.w3.org/1999/xhtml" >
<head runat="server">
<title>Untitled Page</title>
</head>
<body bgcolor="#ffffff">
<form id="form1" runat="server">
<div>
&nbsp;
<asp:Image ID="Image2" runat="server" Height="513px"
ImageUrl="~/pics/a1.bmp" Style="z-index: 100;
left: 640px; position: absolute; top: 78px" Width="363px" />
<asp:Login ID="Login1" runat="server" BackColor="#F7F6F3"
BorderColor="#E6E2D8" BorderPadding="4"
BorderStyle="Solid" BorderWidth="1px" Font-Names="Verdana" Font-
Size="0.8em"
ForeColor="#333333" Height="179px" Style="z-index: 101; left: 281px; position:
absolute;
top: 171px" Width="283px" OnAuthenticate="Login1_Authenticate">
<TitleTextStyleBackColor="#5D7B9D" Font-Bold="True" Font-Size="0.9em"
ForeColor="White" />
<InstructionTextStyle Font-Italic="True" ForeColor="Black" />
<TextBoxStyle Font-Size="0.8em" />
```

```
<LoginButtonStyleBackColor="#FFFBFF"           BorderColor="#CCCCCC"
BorderStyle="Solid" BorderWidth="1px"
           Font-Names="Verdana" Font-Size="0.8em" ForeColor="#284775" />
</asp:Login>
<asp:Image      ID="Image1"      runat="server"      Height="79px"
ImageUrl="~/pics/a2.bmp"
           Style="z-index: 102; left: 0px; position: absolute; top: 0px"
Width="1004px" />
&nbsp;
<imgsrc="image/yam1/cemara_files/cameraban_02.jpg" style="z-index: 104; left:
307px;
           width: 222px; position: absolute; top: 400px; height: 188px" />
<imgsrc="image/yam1/cemara_files/assortedwatches_leftban.jpg" style="z-index:
105;
           left: 12px; width: 253px; position: absolute; top: 401px; height: 188px" />
&nbsp;
<imgsrc="image/yam1/cemara_files/itasveer_categhome.jpg" style="z-index: 106;
left: 5px;
           width: 631px; position: absolute; top: 84px" />
<imgsrc="image/yam1/gift_files/brandedshirts_leftban.jpg" style="z-index: 107;
left: 19px;
           position: absolute; top: 157px" />

</div>
</form>
</body>
</html>
```



```

using System;
using System.Data;
using System.Configuration;
using System.Collections;
using System.Web;
using System.Web.Security;
using System.Web.UI;
using System.Web.UI.WebControls;
using System.Web.UI.WebControls.WebParts;
using System.Web.UI.HtmlControls;

public partial class adminlogin : System.Web.UI.Page
{
    protected void Page_Load(object sender, EventArgs e)
    {

    }

    protected void Login1_Authenticate(object sender, AuthenticateEventArgs e)
    {
        SqlConnection con = new SqlConnection("Data
        Source=.\SQLEXPRESS;AttachDbFilename=F:\\Rec\\FREE
        PARTITION\\Documents\\Projects\\ASP.NET\\code\\database\\shop.mdf;Integrate
        d Security=True;Connect Timeout=30;User Instance=True");

        if ((Login1.UserName == "scott") && (Login1.Password == "tiger"))

```



```
<asp:TextBox ID="TextBox3" runat="server" Style="z-index: 103; left: 367px; position: absolute;
```

```
top: 268px" Width="159px"></asp:TextBox>
```

```
<asp:TextBox ID="TextBox5" runat="server" Style="z-index: 104; left: 365px; position: absolute;
```

```
top: 355px" Width="162px"></asp:TextBox>
```

```
<asp:TextBox ID="TextBox6" runat="server" Style="z-index: 105; left: 364px; position: absolute;
```

```
top: 393px" Width="162px"></asp:TextBox>
```

```
<asp:Label ID="Label1" runat="server" Font-Bold="True" Font-Size="X-Large" Style="z-index: 106;
```

```
left: 317px; position: absolute; top: 92px" Text="Amount Table" Width="179px"></asp:Label>
```

```
&nbsp;
```

```
<asp:Button ID="Button1" runat="server" Style="z-index: 107; left: 396px; position: absolute;
```

```
top: 453px" Text="Submit" OnClick="Button1_Click" Width="98px" />
```

```
&nbsp;
```

```
<asp:LinkButton ID="LinkButton7" runat="server" BackColor="#FFE0C0" BorderColor="Black"
```

```
ForeColor="Black" PostBackUrl="~/admin.aspx" Style="z-index: 108; left: 658px;
```

```
position: absolute; top: 47px" Width="86px">Admin Home</asp:LinkButton>
```

```
<asp:Image ID="Image1" runat="server" Height="79px" ImageUrl="~/pics/a2.bmp"
```

```
Style="z-index: 109; left: 0px; position: absolute; top: 0px" Width="1004px" />
```

```
<asp:LinkButton ID="LinkButton9" runat="server" BackColor="#FFE0C0"
BorderColor="ControlText"
BorderStyle="Double" BorderWidth="2px" Font-Bold="True" ForeColor="Black"
PostBackUrl="~/admin.aspx"
Style="z-index: 110; left: -2px; position: absolute; top: 79px"
Width="98px">Admin Home</asp:LinkButton>
```

```
<asp:Image ID="Image2" runat="server" Height="487px"
ImageUrl="~/pics/services.jpg"
```

```
Style="z-index: 99; left: 625px; position: absolute; top: 79px"
Width="377px" />
```

```
<asp:LinkButton ID="LinkButton8" runat="server" BackColor="#FFE0C0"
BorderColor="ControlText"
BorderStyle="Double" BorderWidth="2px" Font-Bold="True" ForeColor="Black"
Style="z-index: 112;
```

```
left: 101px; position: absolute; top: 79px"
Width="50px">View</asp:LinkButton>
```

```
<asp:Label ID="Label2" runat="server" Font-Bold="True" Style="z-index: 113;
left: 279px;
```

```
position: absolute; top: 177px" Text="User id"></asp:Label>
```

```
<asp:Label ID="Label3" runat="server" Font-Bold="True" Style="z-index: 114;
left: 280px;
```

```
position: absolute; top: 223px" Text="Item No"></asp:Label>
```

```
<asp:Label ID="Label4" runat="server" Font-Bold="True" Style="z-index: 115;
left: 280px;
```

```
position: absolute; top: 313px" Text="No of Items"></asp:Label>
```

```
<asp:Label ID="Label5" runat="server" Font-Bold="True" Style="z-index: 116;
left: 280px;
```

```
position: absolute; top: 270px" Text="Item Name"></asp:Label>
```

```
<asp:Label ID="Label6" runat="server" Font-Bold="True" Style="z-index: 117;
left: 279px;
```

```
        position: absolute; top: 396px" Text="Cost"></asp:Label>  
<asp:Label ID="Label7" runat="server" Font-Bold="True" Style="z-index: 118;  
left: 280px;  
        position: absolute; top: 356px" Text="Qty"></asp:Label>  
  
</div>  
</form>  
</body>  
</html>
```

```
using System;  
using System.Data;  
using System.Configuration;  
using System.Collections;  
using System.Web;  
using System.Web.Security;  
using System.Web.UI;  
using System.Web.UI.WebControls;  
using System.Web.UI.WebControls.WebParts;  
using System.Web.UI.HtmlControls;  
using System.Data.SqlClient;
```

```

public partial class amounttable : System.Web.UI.Page
{
    protected void Page_Load(object sender, EventArgs e)
    {

    }

    protected void Button1_Click(object sender, EventArgs e)
    {

SqlConnection c = new
SqlConnection("Server=localhost;UID=sa;PWD=igiat;Database=shop");

SqlCommand cmd = new SqlCommand("insert into amount
values(@userid,@itemid,@itemname,@noofitems,@qty,@cost)", c);

c.Open();

cmd.Parameters.Add("@userid", TextBox1.Text);
cmd.Parameters.Add("@itemid", TextBox2.Text);
cmd.Parameters.Add("@itemname", TextBox3.Text);
cmd.Parameters.Add("@noofitems", TextBox4.Text);
cmd.Parameters.Add("@qty", TextBox5.Text);
cmd.Parameters.Add("@cost", TextBox6.Text);
cmd.ExecuteNonQuery();

c.Close();

}

```

```
protected void TextBox2_TextChanged(object sender, EventArgs e)
{

}

}
```

```
<%@ Page Language="C#" AutoEventWireup="true" CodeFile="apparl.aspx.cs"
Inherits="apparl" %>
```

```
<!DOCTYPE html PUBLIC "-//W3C//DTD XHTML 1.0 Transitional//EN"
"http://www.w3.org/TR/xhtml1/DTD/xhtml1-transitional.dtd">
```

```
<html xmlns="http://www.w3.org/1999/xhtml" >
```

```
<head runat="server">
```

```
<title>Untitled Page</title>
```

```
</head>
```

```
<body>
```

```
<form id="form1" runat="server">
```

```
<div>
```

```
<div>
```

```
<br />
```

```
<br />
```



```
<asp:ImageButton ID="ImageButton5" runat="server" Height="26px"
ImageUrl="~/pics/hm.bmp"
```

```
Style="z-index: 108; left: 785px; position: absolute; top: 58px"
Width="77px" />
```

```
<asp:Image ID="Image3" runat="server" Height="45px"
ImageUrl="~/image/yam2/f_bazar_files/bblogo.gif"
```

```
Style="z-index: 109; left: 902px; position: absolute; top: 6px"
Width="97px" />
```

```
<asp:Image ID="Image4" runat="server" Height="33px"
ImageUrl="~/image/yam2/apparelhomePage_files/4579139386D1107BE1000000
A0330A04.gif"
```

```
Style="z-index: 110; left: 172px; position: absolute; top: 113px"
Width="453px" />
```

```
<asp:Image ID="Image5" runat="server" Height="23px"
ImageUrl="~/image/yam2/apparelhomePage_files/categ_tab.gif"
```

```
Style="z-index: 111; left: 0px; position: absolute; top: 116px"
Width="106px" />
```

```
<asp:LinkButton ID="LinkButton1" runat="server" Style="z-index: 112; left:
50px;
```

```
position: absolute; top: 203px"
OnClick="LinkButton1_Click">Books</asp:LinkButton>
```

```
<asp:LinkButton ID="LinkButton2" runat="server" Style="z-index: 113; left:
45px;
```

```
position: absolute; top: 161px">Apparel</asp:LinkButton>
```

```
<asp:Image ID="Image20" runat="server" Height="16px"
ImageUrl="~/pics/books.gif"
```

```
Style="z-index: 114; left: 17px; position: absolute; top: 204px"
Width="29px" />
```

```
<asp:Image ID="Image28" runat="server" ImageUrl="~/pics/electronics.gif"
Style="z-index: 115;
```

```
left: 9px; position: absolute; top: 557px" Width="38px" />
<asp:Image ID="Image30" runat="server" Height="26px"
ImageUrl="~/image/yam2/FutureBazaar -
Tissottouch_15feb08_files/47B2B1CF843466DCE1000000A0330A05.gif"
Style="z-index: 116; left: 12px; position: absolute; top: 350px"
Width="27px" />
<asp:Image ID="Image6" runat="server" ImageUrl="~/pics/music.gif" Style="z-
index: 117;
left: 11px; position: absolute; top: 405px" Width="31px" />
<asp:Image ID="Image7" runat="server" Height="22px"
ImageUrl="~/image/yam1/home_files/46976DF3233F1F9CE1000000A0330A05.g
if"
Style="z-index: 118; left: 12px; position: absolute; top: 513px"
Width="29px" />
<asp:Image ID="Image11" runat="server" Height="19px"
ImageUrl="~/pics/games.gif"
Style="z-index: 119; left: 10px; position: absolute; top: 299px"
Width="35px" />
<asp:Image ID="Image27" runat="server" Height="26px"
ImageUrl="~/pics/jewelry.gif"
Style="z-index: 120; left: 14px; position: absolute; top: 238px"
Width="23px" />
<asp:Image ID="Image31" runat="server" Height="26px"
ImageUrl="~/pics/kitchen.gif"
Style="z-index: 121; left: 11px; position: absolute; top: 463px"
Width="30px" />
&nbsp;
<asp:Image ID="Image29" runat="server" Height="20px"
ImageUrl="~/pics/tshirt_womens01.gif"
```

```
        Style="z-index: 122; left: 12px; position: absolute; top: 160px"
Width="25px" />
<asp:LinkButton ID="LinkButton3" runat="server" Style="z-index: 123; left:
48px;
        position: absolute; top: 242px"
OnClick="LinkButton3_Click">Jewellery</asp:LinkButton>
&nbsp;
<asp:LinkButton ID="LinkButton5" runat="server" Style="z-index: 124; left:
48px;
        position: absolute; top: 296px" OnClick="LinkButton5_Click">Toys &
Games</asp:LinkButton>
<asp:LinkButton ID="LinkButton6" runat="server" Style="z-index: 125; left:
51px;
        position: absolute; top: 350px"
OnClick="LinkButton6_Click">Watches</asp:LinkButton>
<asp:LinkButton ID="LinkButton7" runat="server" Style="z-index: 126; left:
51px;
        position: absolute; top: 403px"
OnClick="LinkButton7_Click">Music</asp:LinkButton>
<asp:LinkButton ID="LinkButton8" runat="server" Style="z-index: 127; left:
50px;
        position: absolute; top: 465px"
OnClick="LinkButton8_Click">Kitchen</asp:LinkButton>
<asp:LinkButton ID="LinkButton9" runat="server" Style="z-index: 128; left:
50px;
        position: absolute; top: 511px"
OnClick="LinkButton9_Click">Homeand Decor</asp:LinkButton>
<asp:LinkButton ID="LinkButton10" runat="server" Style="z-index: 129; left:
51px;
```

```
position: absolute; top: 557px"
OnClick="LinkButton10_Click">Electronics</asp:LinkButton>
<asp:Label ID="Label4" runat="server" Font-Names="Courier New" Font-
Size="Smaller"
    Height="56px" Style="z-index: 130; left: 181px; position: absolute; top:
152px"
    Text="Slip in to the largest range of apparels brought to you by
FutureBazaar. From the corporate czar to the rocks star, from the street chic to the
ethnic gal, we have choices for all. The trendiest designs. The coolest colours. The
best brands. And most importantly, happy wallets too! So go ahead and enjoy
smart fashion this season!"
    Width="825px"></asp:Label>
<asp:Image ID="Image9" runat="server" Height="119px"
ImageUrl="~/image/yam2/apparelhomePage_files/ap_ban01_060208.jpg"
    Style="z-index: 131; left: 181px; position: absolute; top: 220px"
Width="604px" />
<asp:Image ID="Image10" runat="server" Height="117px"
ImageUrl="~/image/yam2/apparelhomePage_files/ap_ban02.jpg"
    Style="z-index: 132; left: 795px; position: absolute; top: 221px"
Width="209px" />
<asp:Image ID="Image12" runat="server" Height="116px"
ImageUrl="~/image/yam2/apparelhomePage_files/ap_ww02.gif"
    Style="z-index: 133; left: 443px; position: absolute; top: 351px" />
<asp:Image ID="Image13" runat="server" Height="99px"
ImageUrl="~/image/yam2/apparelhomePage_files/ap_mw01.gif"
    Style="z-index: 134; left: 192px; position: absolute; top: 357px" />
<asp:Panel ID="Panel1" runat="server" Font-Size="Smaller" Height="73px"
Style="z-index: 135;
    left: 182px; position: absolute; top: 348px" Width="248px">
```


 Casual

Shirts

 Formal

Shirts

 Kurtas

& Sherwanis

 Party

Shirts

 </asp:Panel>

<asp:Panel ID="Panel2" runat="server" Height="133px" Style="z-index: 136; left: 185px;

position: absolute; top: 481px" Width="374px">

<asp:Image ID="Image23" runat="server" Height="144px"

ImageUrl="~/image/yam2/apparelhomePage_files/ap_mensacc02.gif"

Style="z-index: 100; left: 148px; position: absolute; top: 142px"

Width="164px" />

</asp:Panel>

<asp:Image ID="Image14" runat="server" Height="91px"

ImageUrl="~/image/yam2/apparelhomePage_files/ap_whats04.gif"

Style="z-index: 137; left: 204px; position: absolute; top: 491px"

Width="80px" />

<asp:Image ID="Image15" runat="server" Height="93px"

ImageUrl="~/image/yam2/apparelhomePage_files/ap_whats05.gif"

Style="z-index: 138; left: 314px; position: absolute; top: 492px"

Width="75px" />

<asp:Image ID="Image16" runat="server" Height="94px"

ImageUrl="~/image/yam2/apparelhomePage_files/ap_whats07.gif"

Style="z-index: 139; left: 422px; position: absolute; top: 491px"

Width="77px" />

<asp:Image ID="Image17" runat="server" BorderColor="White" Height="143px"

ImageUrl="~/image/yam2/apparelhomePage_files/ap_tshirt01.gif"

Style="z-index: 140; left: 190px; position: absolute; top: 622px"

Width="139px" />

<asp:Image ID="Image18" runat="server" Height="82px"

ImageUrl="~/image/yam2/apparelhomePage_files/ap_most01.gif"

Style="z-index: 141; left: 709px; position: absolute; top: 497px"

Width="84px" />

 -> Skirts

 -> Sarees

 -> Mix match


```
<asp:Image ID="Image33" runat="server" Height="107px"
ImageUrl="~/image/yam2/apparelhomePage_files/ap_plus04.gif"
          Style="z-index: 100; left: 377px; position: absolute; top: 3px"
Width="176px" />
```

</asp:Panel>

```
<asp:Image ID="Image24" runat="server" Height="140px"
ImageUrl="~/image/yam2/apparelhomePage_files/ap_womensacc03.gif"
          Style="z-index: 102; left: -70px; position: absolute; top: 142px"
Width="161px" />
```

```
<asp:Image ID="Image32" runat="server" Height="45px"
ImageUrl="~/image/yam2/apparelhomePage_files/ap_stores03.gif"
          Style="z-index: 104; left: 120px; position: absolute; top: 214px"
Width="146px" />
```

</asp:Panel>

```
<asp:Image ID="Image21" runat="server" Height="98px"
ImageUrl="~/image/yam2/apparelhomePage_files/ap_most02.gif"
          Style="z-index: 144; left: 810px; position: absolute; top: 488px"
Width="90px" />
```

```
<asp:Image ID="Image25" runat="server" Height="45px"
ImageUrl="~/image/yam2/apparelhomePage_files/ap_stores01.gif"
          Style="z-index: 145; left: 849px; position: absolute; top: 657px"
Width="146px" />
```



```
<asp:Image ID="Image26" runat="server" Height="45px"
ImageUrl="~/image/yam2/apparelhomePage_files/ap_stores02.gif"
        Style="z-index: 146; left: 691px; position: absolute; top: 630px"
Width="146px" />

<asp:Image ID="Image34" runat="server" Height="629px"
ImageUrl="~/image/yam/FutureBazaar - Diamond_files/vline.gif"
        Style="z-index: 147; left: 158px; position: absolute; top: 130px"
Width="1px" />

<asp:Image ID="Image35" runat="server" Height="20px"
ImageUrl="~/image/yam1/gift_files/471892417BE5174CE1000000A0330A04.gif"
"
        Style="z-index: 148; left: 15px; position: absolute; top: 607px"
Width="25px" />

<asp:LinkButton ID="LinkButton11" runat="server" Style="z-index: 149; left:
52px;
        position: absolute; top: 607px" OnClick="LinkButton11_Click">Gift
Vouchers</asp:LinkButton>
</div>

</div>

</form>

</body>

</html>
```

```
using System;
using System.Data;
using System.Configuration;
using System.Collections;
using System.Web;using System.Web.Security;
using System.Web.UI;
using System.Web.UI.WebControls;
using System.Web.UI.WebControls.WebParts;
using System.Web.UI.HtmlControls;

public partial class apparel : System.Web.UI.Page
{
    protected void Page_Load(object sender, EventArgs e)
    {
        }
    protected void LinkButton1_Click(object sender, EventArgs e)
    {
Response.Redirect("books.aspx");
    }
    protected void LinkButton3_Click(object sender, EventArgs e)
    {
Response.Redirect("jewellery.aspx");
    }
    protected void LinkButton5_Click(object sender, EventArgs e)
```

```
{
Response.Redirect("Toys.aspx");
}
protected void LinkButton6_Click(object sender, EventArgs e)
{
Response.Redirect("watches.aspx");
}
protected void LinkButton7_Click(object sender, EventArgs e)
{
Response.Redirect("music.aspx");
}
protected void LinkButton8_Click(object sender, EventArgs e)
{
Response.Redirect("kitchen.aspx");
}
protected void LinkButton9_Click(object sender, EventArgs e)
{
Response.Redirect("homeanddecor.aspx");
}
protected void LinkButton10_Click(object sender, EventArgs e)
{
Response.Redirect("electronics.aspx");
}
protected void LinkButton11_Click(object sender, EventArgs e)
{
```

```
Response.Redirect("Gifts.aspx");
    }
    protected void ImageButton3_Click(object sender, ImageClickEventArgs e)
    {
Response.Redirect("aboutus.aspx");
    }
    protected void ImageButton4_Click(object sender, ImageClickEventArgs e)
    {
Response.Redirect("faq.aspx");
    }
}
```

```
<%@ Page Language="C#" AutoEventWireup="true"
CodeFile="Bangles_pen.aspx.cs" Inherits="Default4" %>
```

```
<!DOCTYPE html PUBLIC "-//W3C//DTD XHTML 1.0 Transitional//EN"
"http://www.w3.org/TR/xhtml1/DTD/xhtml1-transitional.dtd">
```

```
<html xmlns="http://www.w3.org/1999/xhtml" >
```

```
<head runat="server">
```

```
<title>Untitled Page</title>
```

```
</head>
```

```
<body>
```

```
<form id="form1" runat="server">
```

```
<asp:Image ID="Image1" runat="server" Height="539px"  
ImageUrl="~/pics/bngls.bmp"
```

```
Style="z-index: 100; left: 139px; position: absolute; top: -3px"  
Width="713px" />
```

```
<asp:Image ID="Image2" runat="server" Height="562px"  
ImageUrl="~/pics/pendnts.bmp"
```

```
Style="z-index: 101; left: 149px; position: absolute; top: 544px"  
Width="726px" />
```

```
<asp:ImageButton ID="ImageButton1" runat="server" Height="17px"  
ImageUrl="~/pics/buy.bmp"
```

```
Style="z-index: 102; left: 194px; position: absolute; top: 289px"  
Width="86px" OnClick="ImageButton1_Click" />
```

```
<asp:ImageButton ID="ImageButton2" runat="server" Height="19px"  
ImageUrl="~/pics/buy.bmp"
```

```
Style="z-index: 103; left: 380px; position: absolute; top: 1050px"  
Width="87px" OnClick="ImageButton2_Click" />
```

```
<asp:ImageButton ID="ImageButton10" runat="server" Height="19px"  
ImageUrl="~/pics/buy.bmp"
```

```
Style="z-index: 104; left: 722px; position: absolute; top: 848px"  
Width="89px" OnClick="ImageButton10_Click" />
```

```
<asp:ImageButton ID="ImageButton11" runat="server" Height="19px"  
ImageUrl="~/pics/buy.bmp"
```

```
Style="z-index: 105; left: 380px; position: absolute; top: 847px"  
Width="87px" OnClick="ImageButton11_Click" />
```

```
<asp:ImageButton ID="ImageButton12" runat="server" Height="20px"  
ImageUrl="~/pics/buy.bmp"
```

```
Style="z-index: 106; left: 207px; position: absolute; top: 1050px"  
Width="89px" OnClick="ImageButton12_Click" />
```

```
<asp:ImageButton ID="ImageButton13" runat="server" Height="19px"  
ImageUrl="~/pics/buy.bmp"
```



```
Style="z-index: 116; left: 364px; position: absolute; top: 494px"
Width="87px" OnClick="ImageButton6_Click" />
```

```
<asp:ImageButton ID="ImageButton7" runat="server" Height="15px"
ImageUrl="~/pics/buy.bmp"
```

```
Style="z-index: 117; left: 197px; position: absolute; top: 496px"
Width="86px" OnClick="ImageButton7_Click" />
```

```
<asp:ImageButton ID="ImageButton8" runat="server" Height="17px"
ImageUrl="~/pics/buy.bmp"
```

```
Style="z-index: 118; left: 532px; position: absolute; top: 289px"
Width="90px" OnClick="ImageButton8_Click" />
```

```
<asp:ImageButton ID="ImageButton9" runat="server" Height="18px"
ImageUrl="~/pics/buy.bmp"
```

```
Style="z-index: 119; left: 363px; position: absolute; top: 289px"
Width="90px" OnClick="ImageButton9_Click" />
```

```
</form>
```

```
</body>
```

```
</html>
```

```
using System;
using System.Data;
using System.Configuration;
using System.Collections;
using System.Web;
using System.Web.Security;
using System.Web.UI;
```

```

using System.Web.UI.WebControls;
using System.Web.UI.WebControls.WebParts;
using System.Web.UI.HtmlControls;
using System.Data.SqlClient;

public partial class Default4 : System.Web.UI.Page
{
    string itm;
    double cst;

    protected void Page_Load(object sender, EventArgs e)
    {

    }

    SqlConnection con = new
    SqlConnection("Server=localhost;UID=sa;PWD=igiati;Database=shop");

    protected void ImageButton1_Click(object sender, ImageClickEventArgs e)
    {
itm="Diamond Bracelete SD BG10";
cst=36500;

SqlCommandcmd=new SqlCommand("insert into shop_cart
values(@item,@cost)",con);

con.Open();

cmd.Parameters.Add("@item",itm);
cmd.Parameters.Add("@cost",cst);

cmd.ExecuteNonQuery();

```



```
Response.Redirect("CARTDETAILS.aspx");
    }
    protected void ImageButton9_Click(object sender, ImageClickEventArgs e)
    {
itm = "Diamond Bracelete SD BG11";
cst = 46000;

SqlCommandcmd = new SqlCommand("insert into shop_cart
values(@item,@cost)", con);

con.Open();

cmd.Parameters.Add("@item", itm);
cmd.Parameters.Add("@cost", cst);

cmd.ExecuteNonQuery();

Response.Redirect("CARTDETAILS.aspx");
    }
    protected void ImageButton8_Click(object sender, ImageClickEventArgs e)
    {
itm = "Diamond Bracelete SD BG12";
cst = 27400;

SqlCommandcmd = new SqlCommand("insert into shop_cart
values(@item,@cost)", con);

con.Open();

cmd.Parameters.Add("@item", itm);
cmd.Parameters.Add("@cost", cst);

cmd.ExecuteNonQuery();

Response.Redirect("CARTDETAILS.aspx");
    }
```

```
protected void ImageButton4_Click(object sender, ImageClickEventArgs e)
{
itm = "Diamond Bracelete SD BG13";
cst = 31900;
SqlCommandcmd = new SqlCommand("insert into shop_cart
values(@item,@cost)", con);
con.Open();
cmd.Parameters.Add("@item", itm);
cmd.Parameters.Add("@cost", cst);
cmd.ExecuteNonQuery();
Response.Redirect("CARTDETAILS.aspx");
}

protected void ImageButton3_Click(object sender, ImageClickEventArgs e)
{
itm = "Diamond Bracelete SD BG17";
cst = 34600;
SqlCommandcmd = new SqlCommand("insert into shop_cart
values(@item,@cost)", con);
con.Open();
cmd.Parameters.Add("@item", itm);
cmd.Parameters.Add("@cost", cst);
cmd.ExecuteNonQuery();
Response.Redirect("CARTDETAILS.aspx");
}

protected void ImageButton5_Click(object sender, ImageClickEventArgs e)
{
```

```

itm = "Diamond Bracelete SD BG16";
cst = 64700;

SqlCommandcmd = new SqlCommand("insert into shop_cart
values(@item,@cost)", con);

con.Open();

cmd.Parameters.Add("@item", itm);
cmd.Parameters.Add("@cost", cst);
cmd.ExecuteNonQuery();

Response.Redirect("CARTDETAILS.aspx");
}

protected void ImageButton6_Click(object sender, ImageClickEventArgs e)
{
itm = "Diamond Bracelete SD BG15";
cst = 36000;

SqlCommandcmd = new SqlCommand("insert into shop_cart
values(@item,@cost)", con);

con.Open();

cmd.Parameters.Add("@item", itm);
cmd.Parameters.Add("@cost", cst);
cmd.ExecuteNonQuery();

Response.Redirect("CARTDETAILS.aspx");
}

protected void ImageButton7_Click(object sender, ImageClickEventArgs e)
{
itm = "Diamond Bracelete SD BG14";
cst = 43900;

```

```

SqlCommandcmd = new SqlCommand("insert into shop_cart
values(@item,@cost)", con);

con.Open();

cmd.Parameters.Add("@item", itm);
cmd.Parameters.Add("@cost", cst);
cmd.ExecuteNonQuery();
Response.Redirect("CARTDETAILS.aspx");
}

protected void ImageButton10_Click(object sender, ImageClickEventArgs e)
{
itm = "Diamond Bracelete SD P-26-144";
cst = 43999;

SqlCommandcmd = new SqlCommand("insert into shop_cart
values(@item,@cost)", con);

con.Open();

cmd.Parameters.Add("@item", itm);
cmd.Parameters.Add("@cost", cst);
cmd.ExecuteNonQuery();
Response.Redirect("CARTDETAILS.aspx");
}

protected void ImageButton13_Click(object sender, ImageClickEventArgs e)
{
itm = "Diamond Bracelete SD P-26-96";
cst = 26999;

SqlCommandcmd = new SqlCommand("insert into shop_cart
values(@item,@cost)", con);

```

```

con.Open();
cmd.Parameters.Add("@item", itm);
cmd.Parameters.Add("@cost", cst);
cmd.ExecuteNonQuery();
Response.Redirect("CARTDETAILS.aspx");
}
protected void ImageButton11_Click(object sender, ImageClickEventArgs e)
{
itm = "Diamond Bracelete SD P-26-48";
cst = 17799;
SqlCommandcmd = new SqlCommand("insert into shop_cart
values(@item,@cost)", con);
con.Open();
cmd.Parameters.Add("@item", itm);
cmd.Parameters.Add("@cost", cst);
cmd.ExecuteNonQuery();
Response.Redirect("CARTDETAILS.aspx");
}
protected void ImageButton18_Click(object sender, ImageClickEventArgs e)
{
itm = "Diamond Pendant SD S-276";
cst = 5599;
SqlCommandcmd = new SqlCommand("insert into shop_cart
values(@item,@cost)", con);
con.Open();
cmd.Parameters.Add("@item", itm);

```

```

cmd.Parameters.Add("@cost", cst);
cmd.ExecuteNonQuery();
Response.Redirect("CARTDETAILS.aspx");
}
protected void ImageButton14_Click(object sender, ImageClickEventArgs e)
{
itm = "Diamond Bracelete SD DN-8";
cst = 9999;
SqlCommandcmd = new SqlCommand("insert into shop_cart
values(@item,@cost)", con);
con.Open();
cmd.Parameters.Add("@item", itm);
cmd.Parameters.Add("@cost", cst);
cmd.ExecuteNonQuery();
Response.Redirect("CARTDETAILS.aspx");
}
protected void ImageButton15_Click(object sender, ImageClickEventArgs e)
{
itm = "Diamond Bracelete SD DN-7";
cst = 13999;
SqlCommandcmd = new SqlCommand("insert into shop_cart
values(@item,@cost)", con);
con.Open();
cmd.Parameters.Add("@item", itm);
cmd.Parameters.Add("@cost", cst);
cmd.ExecuteNonQuery();

```

```

Response.Redirect("CARTDETAILS.aspx");
    }
    protected void ImageButton2_Click(object sender, ImageClickEventArgs e)
    {
itm = "Diamond Bracelete SD DN-6";
cst = 12599;

SqlCommandcmd = new SqlCommand("insert into shop_cart
values(@item,@cost)", con);

con.Open();

cmd.Parameters.Add("@item", itm);
cmd.Parameters.Add("@cost", cst);

cmd.ExecuteNonQuery();

Response.Redirect("CARTDETAILS.aspx");
    }
    protected void ImageButton12_Click(object sender, ImageClickEventArgs e)
    {
itm = "Diamond Bracelete SD DN-5";
cst = 11199;

SqlCommandcmd = new SqlCommand("insert into shop_cart
values(@item,@cost)", con);

con.Open();

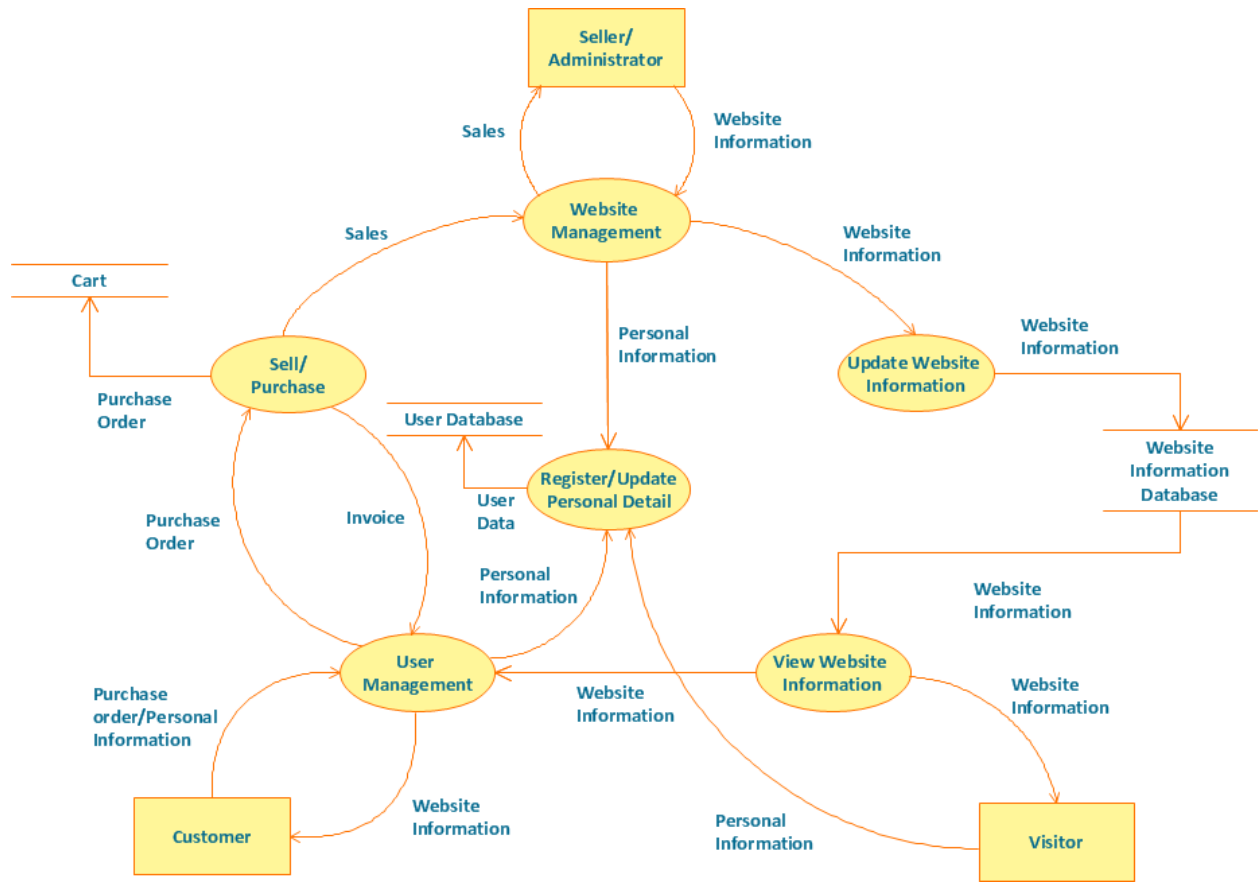
cmd.Parameters.Add("@item", itm);
cmd.Parameters.Add("@cost", cst);

cmd.ExecuteNonQuery();

Response.Redirect("CARTDETAILS.aspx");
    }}

```


Data-Flow Diagram



Testing Mechanisms used

Testing is the process of making necessary corrections of errors to the programs, procedures and hardware used by a new system. In adequate or non/tested system may lead to errors that may take several months to appear. A newly developed system is tested on the following basis-

- (1) **Online response** –Online systems must have a response time that will not cause a hardship to the user. One way to test this is to input transactions on as many CRT screen as would normally used in peak hours and time response to each online function to establish a true performance level.
- (2) **Volume**-In this test, as many records are created as would normally be produced to verify that the hardware and software will functions correctly.
- (3) **Stress Testing**-The purpose of stress testing is to prove that the system does not malfunction under peak loads. Unlike volume testing, where time is not a factor, we subject the system to a high volume of data over a short time period. This stimulates an online environment where a high volume of activities accrues in spurts.

- (4) **Recovery and Security**-A forced system failure is induced to test backup recovery procedure for file integrity. In accurate are entered to see how the system responds in terms of error detection and protection. Related to file integrity is a test to demonstrate that data and programs are secure from unauthorized access.
- (5) **Usability and Procedure**- The usability test verifies the user-friendly nature of the system. This relates to normal operating and error handling procedures.

Testing objectives-

- (1) Testing is a process of executing a program with the intent of finding and error.
- (2) A successful test is one that uncovers and as yet undiscovered error.

Types of Testing-

Testing is of the following types-

- (1) **Unit Testing-**In unit testing, each components or part of the system is tested individually. The system programmer does this testing. This type of testing is restrictive in nature, i.e., the programmer should try to test all invalid conditions and ensure that the program does not break under any circumstances.
- (2) **Module Testing-**This testing is an optional form of testing. Which is done only for large systems having voluminous modules.
- (3) **System Testing-**This is an integrated form of testing which focuses on functionality and interfaces between units or modules. System testing is more effective when an independent team in a controlled environment does it.
- (4) **Acceptance testing-**The user of the system does this testing. The emphasis of this is on the user acceptance for the functionality of the system. This testing is done in a controlled environment with logging of all errors found in the system.

Depending on the errors and interactive ness, the user may decide to either accept or reject the system.

(5) **Security Testing**-Security testing is done in a specialized form when there is a high-risk exposure in a certain area of the system. If the risk of exposure is not very high, then it can be done as a part of the system testing. Typically, security testing would involve trying to break into system, trying to execute transaction not allowed to a person, trying to access areas on disk where the user is not allowed.

Conclusion

This project is only for performing the Online Shopping Management System and this project is only for working with Client Server Architecture. But a large Institution has different courses for different working streams so we will try to make it working onto the large scale.

Many more things are there to be implemented in this project but we are not so professional and to manage the basic requirements we have completed this project.

REFERENCE

- [1] W.W.Hill and S.E.Beatty, "A model of adolescents' online consumer self-efficacy (OCSE)," *Journal of Business Research*, vol.64, pp. 1025-1033, 2011.
- [2] J.Kim and S.Forsythe, "Factors affecting adoption of product virtualization technology for online consumer electronic shopping," *International Journal of Retail & Distribution Management*, vol.38, pp. 190-204, 2010.
- [3] J.Lian and T.Lin, "Effects of consumer characteristics on their acceptance of online shopping: Comparisons among different product types," *Comput.Hum.Behav.*, vol.24, pp.48-65, 2008.
- [4] J.Carlos Roca, J.Jos Garca and Jos de la Vega, Juan, "The importance of perceived trust, security and privacy in online trading systems," *Information Management & Computer Security*, vol.17, pp.96-113, 2009.
- [5] S.Wu, "The relationship between consumer characteristics and attitude toward online shopping," *Marketing Intelligence & Planning*, vol.21, pp.37-44, 2003.
- [6] P.Zhang and N.Li, "Consumer online shopping attitudes and behavior: An assessment of research," in *Proceeding of the Americas Conference on Information Systems (AMCIS '2002)*, Dallas, 2002,.
- [7] Retail Industry Global Report—2010 . Available: http://www.clearwatercf.com/documents/sectors/IMAP_Retail_Report_2010.pdf
- [8] E-commerce 2009 [online]. Available: <http://www.census.gov/econ/estats/2009/2009reportfinal.pdf>
- [9] Internet purchases by individuals [online]. Available: <http://appsso.eurostat.ec.europa.eu/nui/setupModifyTableLayout.do>
- [10] J.Prez-Hernandez and R.Snchez-Mangas, "To have or not to have Internet at home: Implications for online shopping," *Information Economics and Policy*, vol.23, pp.213-226, 2011.
- [11] N.Y.Siu and M.M.Cheng, "A study of the expected adoption of online shopping—The case of Hong Kong," *J.Int.Consumer Market.*, vol.13, pp.87-106, 2001.
- [12] P.Kotler and G.Armstrong, *Principles of Marketing*. Pearson education, 2010.
- [13] H.Celik, "Influence of social norms, perceived playfulness and online shopping anxiety on customers' adoption of online retail shopping: An empirical study in the Turkish context," *International Journal of Retail & Distribution Management*, vol.39, pp.390-413, 2011.
- [14] G.Chan, C.Cheung, T.Kwong, M.Limayem and L.Zhu, "Online consumer behavior: a review and agenda for future research," *BLED 2003 Proceedings*, pp.43, 2003.
- [15] O.Lowengart and N.Tractinsky, "Differential Effects of Product Category on Shoppers' Selection of Web-based Stores: A Probabilistic Modeling Approach." *J.Electron.Commerce Res.*, vol.2, pp.142-156, 2001.
- [16] T.Liang and J.Huang, "An empirical study on consumer acceptance of products in electronic markets: a transaction cost model," *Decis.Support Syst.*, vol.24, pp.29-43, 1998.

[17]Y.Cho,I.Im,J.FjermestadandS.RoxanneHiltz,"Theimpactofproductcategoryoncustomerdissatisfactionincyberspace,"BusinessProcessManagementJournal,vol.9,pp.635-651,2003.

[18]Hawkins,D.,Best,R.andConey,K.,(1995).ConsumerBehavior:ImplicationsforMarketingStrategy.UnitedStatesofAmerica:RichardD.IrwinInc.

[19]J.M.Pearson,A.PearsonandD.Green,"Determiningtheimportanceofkeycriteriainwebusability,"ManagementResearchNews,vol.30,pp.816-828,2007.

[20]B.GoschalkandA.Hyde,"Thebusinessworldwillneverbethesame-Thecontributionofresearchtocorporategovernancepost-Enron,"InternationalJournalofMarketResearch,vol.47,pp.29-44,2005.