



(Established under Galgotias University Uttar Pradesh Act No. 14 of 2011)

HEALTHCARE MANAGEMENT SYSTEM

A Report for the Evaluation 3 of Project 2

Submitted by

AKSHAY ANAND

(1613101093 / 16SCSE101464)

in partial fulfillment for the award of the degree

of

Bachelor of Technology

IN

Computer Science and Engineering

SCHOOL OF COMPUTING SCIENCE AND ENGINEERING

Under the Supervision of

Dr. NARESH KUMAR

Professor

APRIL / MAY - 2020



**SCHOOL OF COMPUTING SCIENCE AND
ENGINEERING**

BONAFIDE CERTIFICATE

**Certified that this project report “HEALTHCARE MANAGEMENT SYSTEM”
is the bonafide work of “AKSHAY ANAND (1613101093)” who carried out
the project work under my supervision.**

SIGNATURE OF HEAD

**School of Computing Science &
Engineering**

SIGNATURE OF SUPERVISOR

Dr. NARESH KUMAR

Professor

**School of Computing Science &
Engineering**

CONTENTS

1. LIST OF FIGURES
2. LIST OF TABLES
3. ABSTRACT
4. INTRODUCTION
5. SYSTEM ANALYSIS
 - 5.1 Existing System
 - 5.2 Proposed System
 - 5.3 Advantages of proposed system
6. PROBLEM DEFINITION
7. FUNCTIONAL REQUIREMENTS
8. SYSTEM OVERVIEW
 - 8.1 Use case Diagram
 - 8.2 Class Diagram
 - 8.3 Sequence diagram
 - 8.4 E -R diagram
 - 8.5 Use Case Diagram And Definition
 - 8.6 Data Flow Diagram
9. SYSTEM REQUIREMENTS
 - 9.1 Hardware Requirements
 - 9.2 Software Requirements
10. MODULE DESCRIPTION
11. TABLE OF CONTENTS
12. SYSTEM IMPLEMENTATION AND TESTING

12.1 System Implementation

12.2 System Testing

12.3 Unit Testing

12.4 Integration Testing

12.5 Validation Testing

13. SCREENSHOTS

14. SOURCE CODE

CONCLUSION & FUTURE SCOPE

BIBLIOGRAPHY

1.LIST OF FIGURES

Figure No.	Caption	Page No.
Figure-1	Use Case Diagram	13
Figure-2	Class Diagram	14
Figure-3	Sequence Diagram	15
Figure-4	Sequence Diagram(2)	16
Figure-5	E-R Diagram	17
Figure-6	Data Flow Diagram	20
Figure-7	Home Page	32
Figure-8	Admin Login	33
Figure-9	Doctor Details	33
Figure-10	Doctor Registration	34
Figure-11	Doctor List	34
Figure-12	Patient Login	35
Figure-13	Book Appointment	35
Figure-14	Patient Registration	36
Figure-15	Feedback Form	36
Figure-16	Doctor Login	37
Figure-17	Doctor Home	37

2.LIST OF TABLES

Table Name	Page No.
Admin login	27
Appointment	27
Doctors	28
Feedback	28
Patients	28

ABSTRACT

“Healthcare Management System” is a web application developed to provide essential medical services online to users irrespective of their location. Users can connect through their home internet to get these services. The motivation to build the system is that very few or no doctors are available at remote locations and people have to travel a long distance to get appointment from doctors. This system provides the power of direct interaction with doctors of our choice. Using this web application, patients will able to fill online form in just few seconds and can take appointment to the doctors online without visiting them. This system reduces the manual work at Health care centers. This system provides list of doctors along with their details so that user can easily interact with the doctor of particular field or area.

The computerization of the system will help greatly in maintaining of proper information about the patients records and doctors currently available in any particular area. This will also help people to get proper healthcare support from specialist doctor.

INTRODUCTION

About The Project

Health care management system is a web application developed to assist in management of patients and providing users an easy way to take online appointments from doctors. The main aim of developing “HEALTH CARE MANAGEMENT SYSTEM” is to computerize the Tradition way of providing health services. This System is designed for people/users and doctors to provide an efficient way for their interaction. The project Healthcare Management system includes registration of patients and doctors, storing their details into the system, and also online appointment of doctors. Healthcare is a field in which accurate record keeping and communication are critical. The software has the facility to give a unique id for every patient and stores the details of every patient automatically. With the increase of demand in hospitals, we need effective data management system for handling patient(s) data, doctor(s) data and treatment details in an effective way. It deals with the collection of patient’s information, diagnosis details, etc. User can search availability of a doctor and the details of their specialization field using their id.

The main intention of introducing this system is to reduce the manual work at Health centers. It would also help in the complexity of maintaining the records manually and thus less time is wasted on paperwork. The system allows doctor to register themselves and enter the details about their health center and the details about the timing at which they are available to take appointments. User can login into the System using a username and password and search doctors in particular area. To develop a Healthcare Management system, we take care of patient registration, doctor’s information and timings at which the doctors are available for treatment of their patients. Admin maintains overall data in the database. The main functions of the system is register and store patient details and doctor details and retrieve these details as and when required, and also to manipulate these details meaningfully System input contains patient details, doctor details, and appointment details while system output is to get these details on to the screen. Every sort of task is performed by the admin, such as registering doctors and patients, enquiries, and complaints etc. it reduces paper work and burden of file storage. Healthcare Management System is powerful, flexible, and easy to use and is designed and developed to deliver real conceivable benefits to people.

SYSTEM ANALYSIS

5.1 EXISTING SYSTEM

Under manual system, you have to first wait in line to take appointment for the doctors and wait for your time to have meet with them and discuss on your health problems. People have to face many difficulties in this situation as they have to travel long distances to take appointments and wait for long time to meet doctors. Sometimes people are unable to meet doctors because of long queue of patients waiting before them.

DISADVANTAGES OF PRESENT WORKING SYSTEM:

- Existing system is not user friendly as people have to visit the doctors to take their appointments.
- Doctors face a lot of problem to maintain records of patients manually who have taken appointment with them.
- All record management of patients is done manually by people in hospitals that may result in some error.
- Existing system requires lot of paper work. Loss of even a single record led to difficult situation because all the papers are needed to identify particular patients.
- Users have to wait for long time in a queue after taking appointment to visit doctor which results in wastage of time.
- Users in remote locations have to travel long distance to reach urban areas to take appointment of doctors which results in wastage of money and time of people.

5.2 PROPOSED SYSTEM:

In order to overcome the drawbacks in existing system, this system has been developed for online appointment of doctors. The proposed system is a web based application which is available all the time. The system consists of three actors and they are Admin, Patients or Users and Doctors, Admin are the super user that maintains overall record of patients and doctors, Users can register themselves to the system which is validated by admin and then they can access the facilities provided by system. Doctors can also register themselves to system which is further validated by admin.

Patients can also know which doctor is best in particular field in any location which helps to get proper treatments and health support.

5.3 ADVANTAGES OF PROPOSED SYSTEM

- **Better User Interface:** The proposed system is user friendly because the retrieval and storing of data is fast and data is maintained efficiently. Moreover the graphical user interface is provided in the proposed system, which provides user to deal with the system very easily.
- **Online appointments:** Users can easily search available doctors and take appointments online without visiting them.
- **Less paper work required:** The proposed system requires very less paper work. All the data is stored into the computer immediately. Moreover work becomes very easy because there is no need to keep data on papers.
- **Easy analysis of data:** Storing and retrieving of information is easy. This results in fast processing of data.

6. PROBLEM DEFINITION

This system is designed in the favor of solving health related problem. Under manual system, There are lots of problems because lack of information. A patient if he is unaware about any location or he does not have any knowledge regarding where is the hospital nearby to him/her and if the person does not have knowledge about the specialized doctors or hospital so in that condition situation may be in critical and it may be happen that due to lack of information regarding all these he has to suffer from colossal loss. There may be some condition arises when the Patient have to wait in queue for longer time to take appointment of the doctors. People have to face many difficulties in this situation as they have to travel long distances to take appointments and wait for long time to meet doctors. Sometimes people are unable to meet doctors or unable to take appointment because of long queue or he/she can't reach on time due to long distance or do not know the exact time that when the booking for appointment will be going to start.

By using our "HEALTHCARE MANAGEMENT SYSTEM" a web based application this problem will be resolved with a higher efficiency rate with the help of online appointment and information regarding nearest hospital, doctors in their locality and also info about specialized disease is easily available.

7. Functional requirement

“HEALTHCARE MANAGEMENT SYSTEM” web application is supremacy over traditional patterns to finding a doctor and waiting for longer period for appointments to meet a doctor .In this system we are providing easier and informative user interface.

It is a web application so the person who is suffering is able to book his appointments from a remote area .They must have an active internet connection and a basic knowledge of the computer device. In this system there the person is able to find the information about which doctor/Hospital is in his location.

There is also feedback form in which a beneficiary can give their feedback according to their own experience .one more important feature is a doctor can also provide their details from a specific area so that admin is able to verify the Information and add that details to this website so that it helps more patients for their treatment in that specified area.

SYSTEM OVERVIEW

8.1 Use Case Diagram

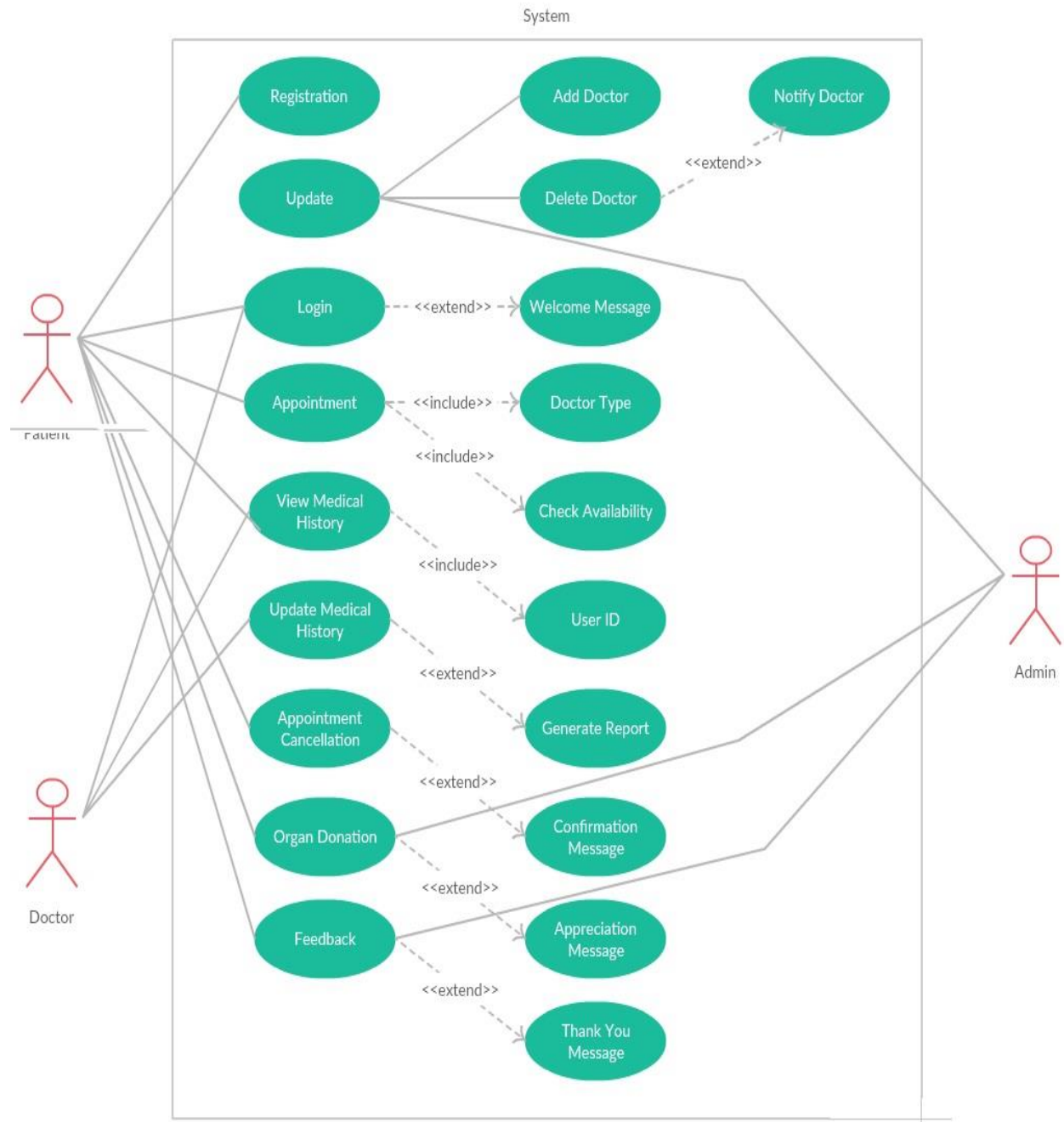


Figure-1

8.2 CLASS DIAGRAM

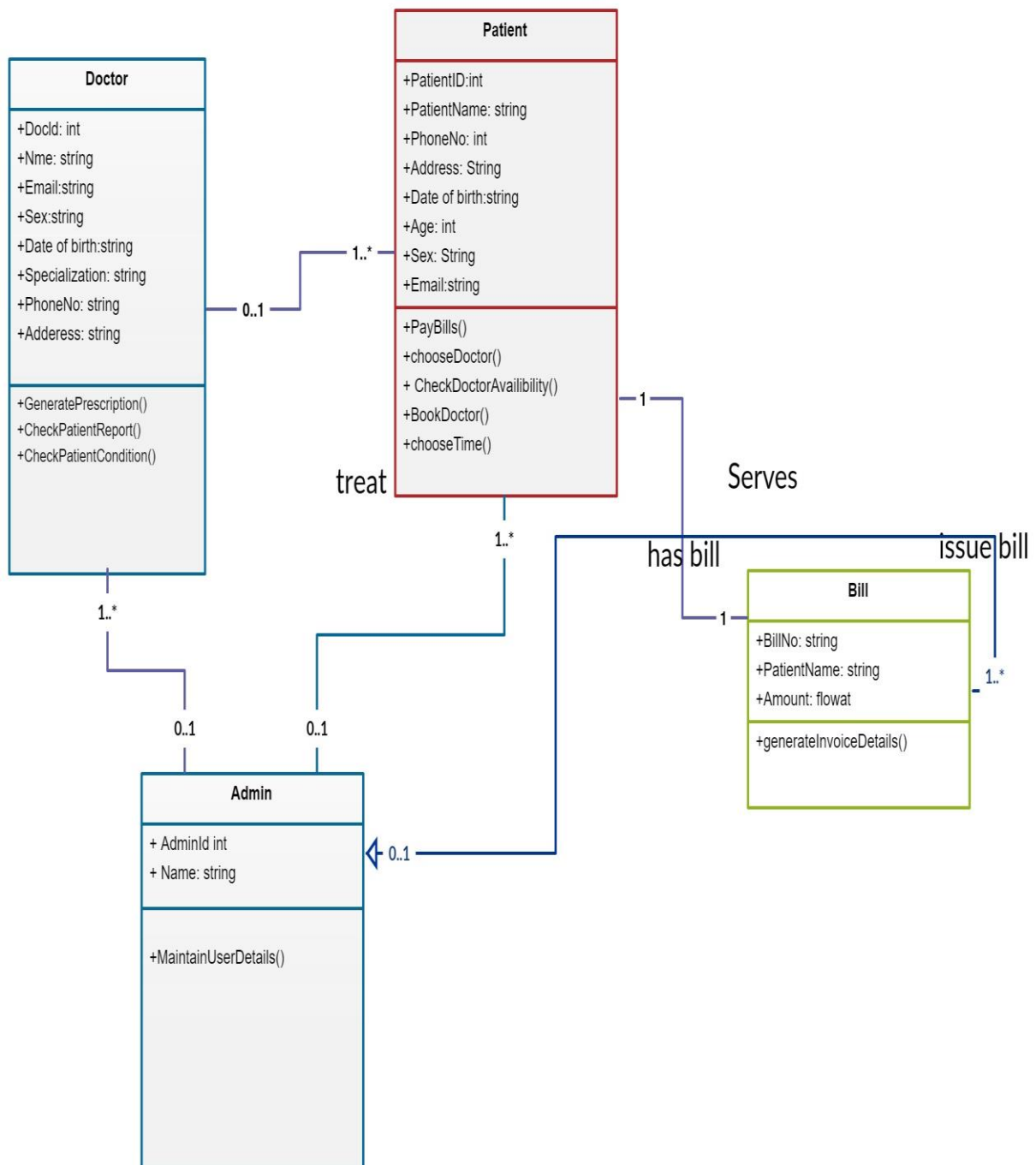


Figure-2

8.3 SEQUENCE DIAGRAM

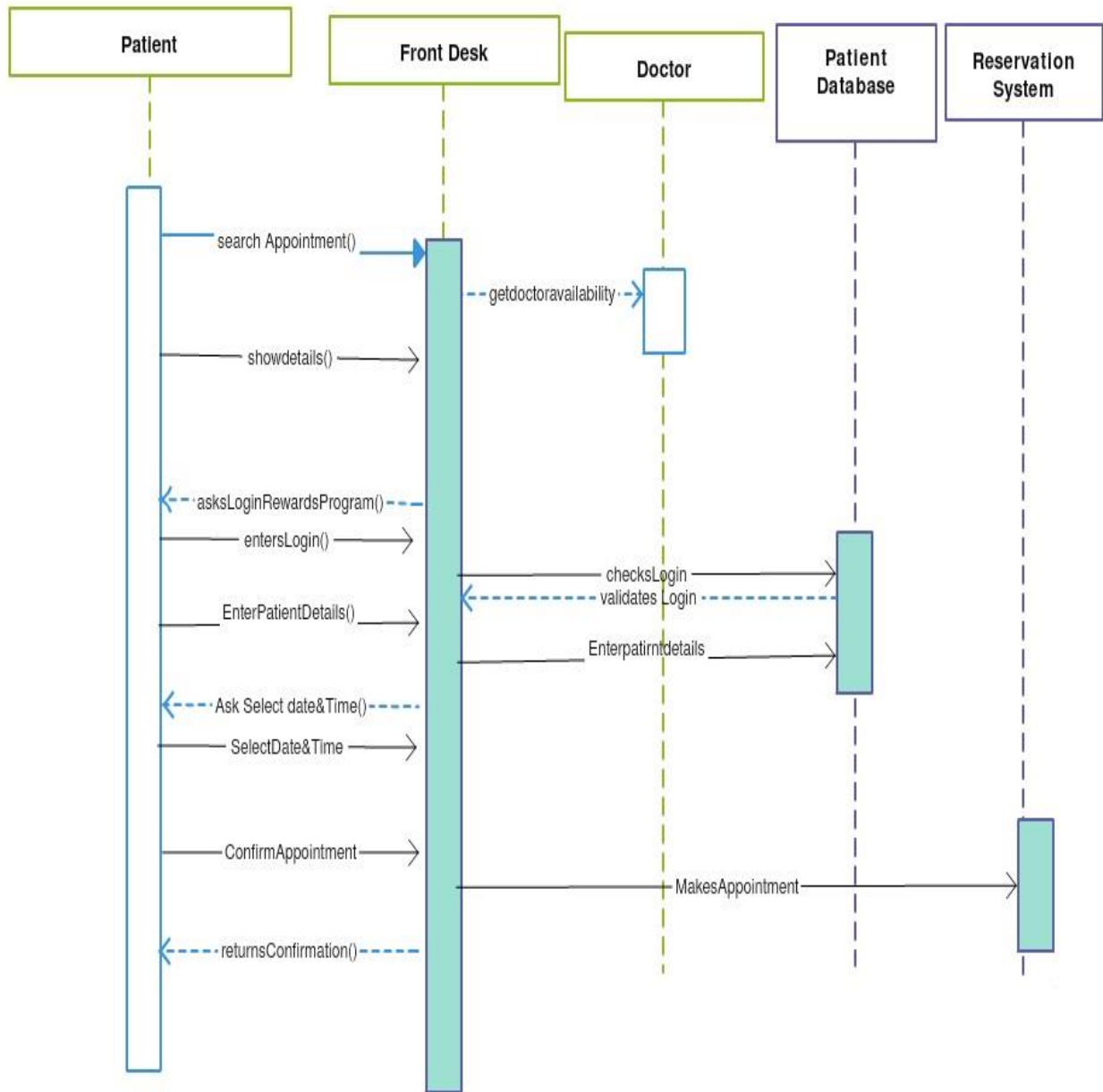


Figure-3

8.3 SEQUENCE DIAGRAM(2)

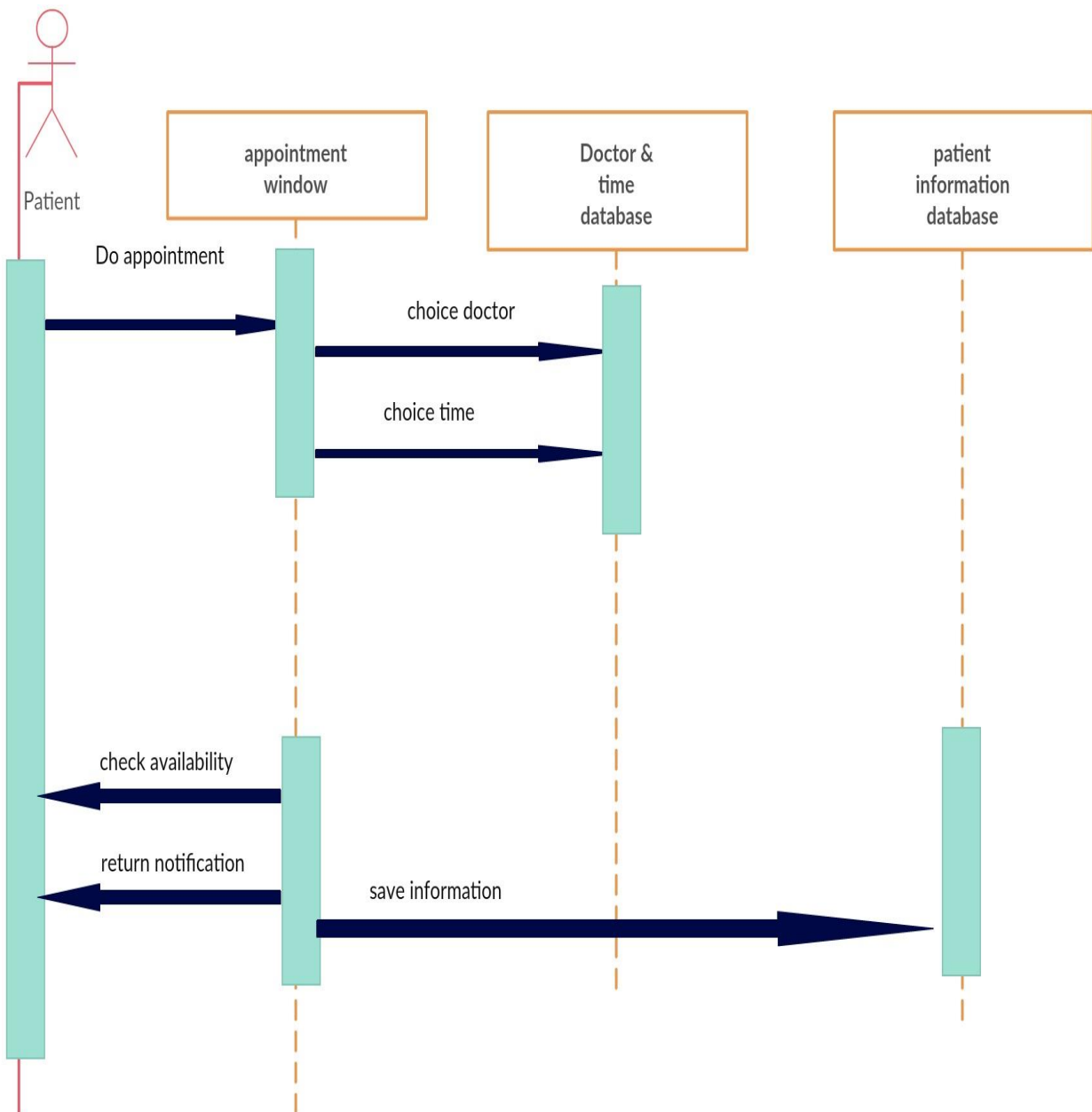


Figure-4

8.4 ER DIAGRAM



Figure-5

8.5 USE CASE DEFINITION AND DIAGRAM

A use case diagram at its simplest is a representation of a user's interaction with the system that shows the relationship between the user and the different use cases in which the user is involved. A use case diagram can identify the different types of users of a system and the different use cases and will often be accompanied by other types of diagrams as well. The purpose of use case diagram is to capture the dynamic aspect of a system. However, this definition is too generic to describe the purpose, as other four diagrams (activity, sequence, collaboration, and State chart) also have the same purpose. We will look into some specific purpose, which will distinguish it from other four diagrams. Use case diagrams are used to gather the requirements of a system including internal and external aspects. These requirements are mostly design requirements. Hence, when a system is analyzed to gather its functionalities, use cases are prepared and actors are identified. When the initial task is complete, use case diagrams are modelled to present the outside view.

Purpose of Use Case Diagrams

The purpose of use case diagram is to capture the dynamic aspect of a system. However, this definition is too generic to describe the purpose, as other four diagrams (activity, sequence, collaboration, and statechart) also have the same purpose. We will look into some specific purpose, which will distinguish it from other four diagrams.

Use case diagrams are used to gather the requirements of a system including internal and external influences. These requirements are mostly design requirements. Hence, when a system is analyzed to gather its functionalities, use cases are prepared and actors are identified.

When the initial task is complete, use case diagrams are modelled to present the outside view.

In brief, the purposes of use case diagrams can be said to be as follows –

- Used to gather the requirements of a system.
- Used to get an outside view of a system.
- Identify the external and internal factors influencing the system.
- Shows the interaction among the actors of system

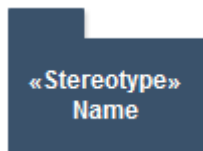
Use case Symbols



- **Actor** specifies a role played by a user or any other system that interacts with the subject.



- Use case is a list of steps, typically defining interactions between an actor and a system, to achieve a goal.



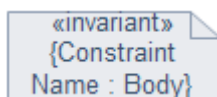
- Package is used to group elements, and to provide a namespace for the grouped elements.



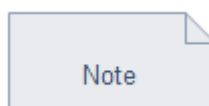
- Objects are model elements that represent instances of a class or of classes.



- Interfaces are model elements that define sets of operations that other model elements, such as classes, or components must implement.



- Constraint is an extension mechanism that enables you to refine the semantics of a UML model element.



- Note contains comments or textual information.

8.6 DATAFLOW DIAGRAM

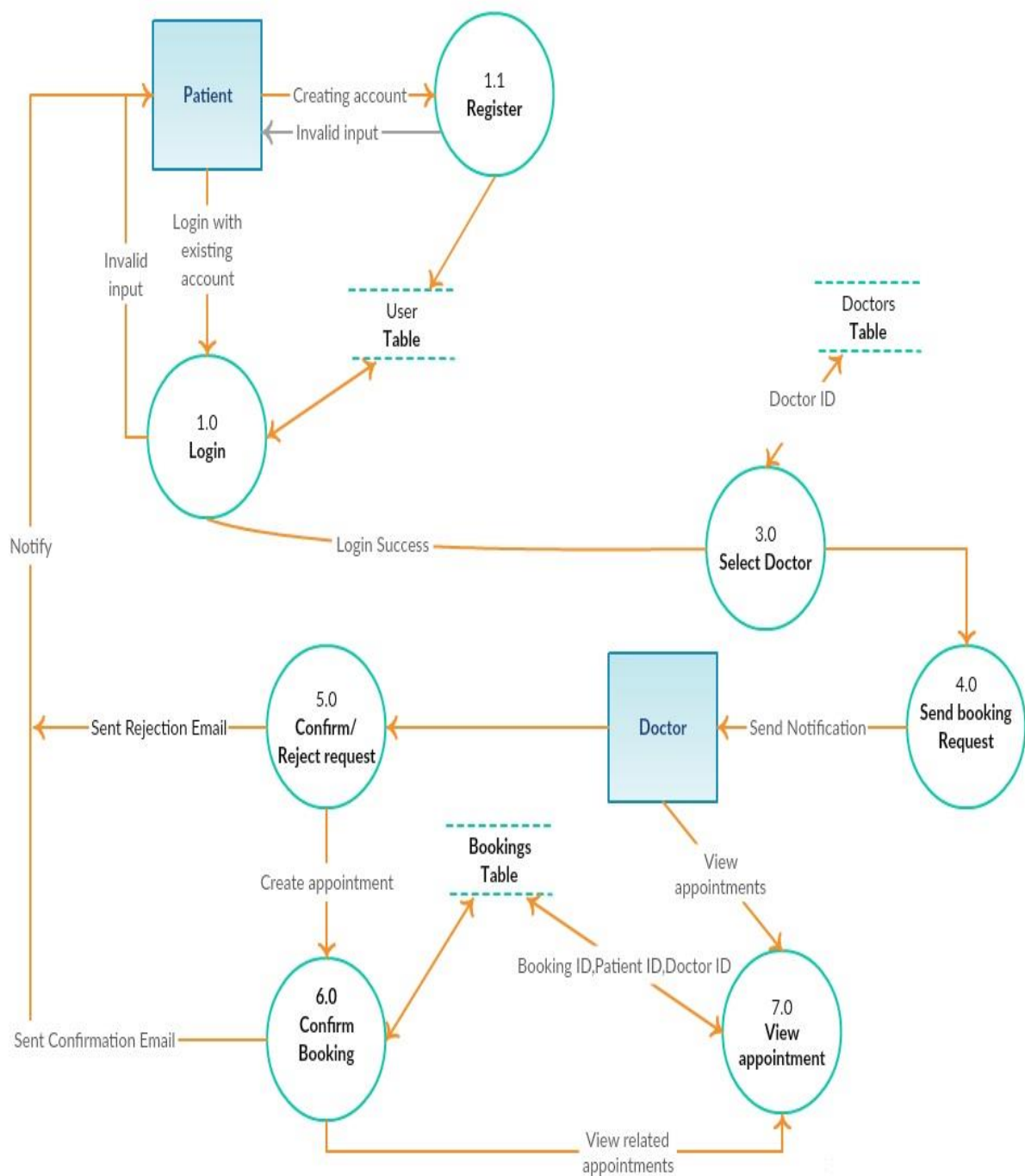


Figure-6

SYSTEM REQUIREMENTS

9.1 HARDWARE REQUIREMENTS

The section of hardware configuration is an important task related to the software development insufficient random access memory may affect adversely on the speed and efficiency of the entire system. The process should be powerful to handle the entire operations. The hard disk should have sufficient capacity to store the file and application.

Processor	: Dual core and above
Processor speed	: 1.4 GHz Onwards
Cache size	: 512 KB
RAM	: 2 GB (Minimum)
Network card	: Any card can provide a 100mbps speed
Network connection	: UTP or Coaxial cable connection
Hard disk	: Minimum(50 GB)
Monitor	: SVGA Color 15”

7.2 SOFTWARE REQUIREMENTS

A major element in building a system is the section of compatible software since the software in the market is experiencing in geometric progression. Selected software should be acceptable by the firm and one user as well as it should be feasible for the system. This document gives a detailed description of the software requirement specification. The study of requirement specification is focused specially on the functioning of the system. It allow the developer or analyst to understand the system, function to be carried out the performance level to be obtained and corresponding interfaces to be established.

Front end tool	: PHP, HTML, CSS as scripting language
Backend	: MY-SQL
Operating system	: Windows 7-10
Client Side	: HTML, CSS, jsp
IDE	: WAMP/AMPPS/XAMPP

MODULE DESCRIPTION

10. MODULE DESCRIPTION:

The system is proposed to have the following modules along with the functional requirements.

Administrator module:

Administrator should login with email id and password to maintain and update all details of system. Administrator can add or delete doctors in system. Administrator is responsible for verifying doctor credentials before adding them in system. Administrator is also responsible for maintaining all patient and doctor records. Administrator can view all doctors, patients and also feedback provided by the patients using the system.

Doctor module:

A doctor must register with the system through admin. Doctors can manage or update their profiles. Doctors can view their current appointments to patients, e-prescriptions, and view patient's history. Doctor can also cancel any appointment of their patients.

Patient module:

A patient must register with the system. Patients can make online appointments to specialist doctors in their location. Patients can manage their profiles. In case of any medical error (wrong medication or lab report) patient can send a feedback to system. Patient's grievance and feedback goes to Admin he can forward it to any doctor to answer.

Appointment & Feedback module:

Appointment module allows patients to search doctors in the particular location and book appointments to them. Patients can also view their previous appointments records.

Feedback module allows patients to send their feedback to system so that admin can improve system according to feedbacks received.

DATABASE TABLES

11.TABLE OF CONTENTS

adminlogin

Column	Type	Null	Default	Comments	MIME
email	varchar(30)	Yes	NULL		
password	varchar(30)	Yes	NULL		

appointment

Column	Type	Null	Default	Comments	MIME
apid	int(11)	No			
name	varchar(30)	No			
email	varchar(30)	No			
contact	varchar(30)	No			
age	int(11)	No			
day	varchar(30)	No			
speciality	varchar(30)	No			
description	varchar(100)	No			
id	int(11)	No			

Indexes

Keyname	Type	Unique	Packed	Column	Cardinality	Collation	Null	Comment
PRIMARY	BTREE	Yes	No	apid	0	A	No	

doctors

Column	Type	Null	Default	Comments	MIME
id	int(11)	No			
docname	varchar(30)	No			
email	varchar(30)	No			
pwd	varchar(30)	No			
specialty	varchar(30)	No			
contact	varchar(30)	No			
district	varchar(30)	No			

Indexes

Keyname	Type	Unique	Packed	Column	Cardinality	Collation	Null	Comment
PRIMARY	BTREE	Yes	No	id	1	A	No	

feedback

Column	Type	Null	Default	Comments	MIME
name	varchar(60)	No			
email	varchar(60)	No			
contact	varchar(10)	No			
suggestion	varchar(200)	No			

patients

Column	Type	Null	Default	Comments	MIME
Id	int(11)	No			
name	varchar(50)	No			
dob	varchar(30)	No			
address	varchar(80)	No			
gender	varchar(10)	No			
contact	varchar(15)	No			
email	varchar(40)	No			
pwd	varchar(40)	No			

Indexes

Keyname	Type	Unique	Packed	Column	Cardinality	Collation	Null	Comment
PRIMARY	BTREE	Yes	No	Id	0	A	No	

SYSTEM IMPLEMENTATION AND TESTING

12.1 SYSTEM IMPLEMENTATION:-

Implementation is the stage in the project where the theoretical design is turned into a working system and is giving confidence on the new system for the users that it will work efficiently and effectively. It involves careful planning, investigation of the current system and its constraints on implementation, design of methods to achieve the changeover, an evaluation of change over methods. Apart from planning major task of preparing the implementation are education and training of users. The implementation process begins with preparing a plan for the implementation of the system. According to this plan, the activities are to be carried out, discussions made regarding the equipment and resources and the additional equipment has to be acquired to implement the new system. In network backup system no additional resources are needed. Implementation is the final and the most important phase. The most critical stage in achieving a successful new system is giving the users confidence that the new system will work and be effective. The system can be implemented only after thorough testing is done and if it is found to be working according to the specification. This method also offers the greatest security since the old system can take over if the errors are found or inability to handle certain type of transactions while using the new system.

12.2 SYSTEM TESTING:-

As the part of system testing we execute the program with the intent of finding errors and missing operations and also a complete verification to determine whether the objectives are met and the user requirements are satisfied. The ultimate aim is quality assurance. Tests are carried out and the results are compared with the expected document. In the case of erroneous results, debugging is done. Using detailed testing strategies a test plan is carried out on each module. The various tests performed are unit testing, integration testing and user acceptance testing.

12.3 Unit Testing

The software units in the system are modules and routines that are assembled and integrated to perform a specific function. As a part of unit testing we executed the program for individual modules independently. This enables, to detect errors in coding and logic that are contained within each of the three modules. This testing includes entering data that is filling forms and ascertaining if the value matches to the type and entered into the database. The various controls are tested to ensure that each performs its action as required.

12.4 Integration Testing

Data can be lost across any interface, one module can have an adverse effect on another, sub functions when combined, may not produce the desired major functions. Integration testing is a systematic testing to discover errors associated within the interface. The objective is to take unit tested modules and build a program structure. All the modules are combined and tested as a whole. Here the admin module, doctor module and patient module options are integrated and tested. This testing provides the assurance that the application is well integrated functional unit with smooth transition of data.

12.5 Validation Testing

The process of evaluating software during the development process or at the end of the development process to determine whether it satisfies specified business requirements. Testing ensures that the product actually meets the client's needs. It can also be defined as to demonstrate that the product fulfills its intended use when deployed on appropriate environment.

- Validation is the process of evaluating software at the end of the development process to determine whether software meets the customer expectations and requirements.
- Execution of code is comes under Validation.
- Validation activity is carried out just after the Verification.
- It determines whether the software is fit for use and satisfies the business need.
- Includes all the dynamic testing techniques.
- It is basically checking of developed program based on the requirement specifications documents & files.

SCREENSHOTS

HOME PAGE

Home Specialization Contact About

★ Need an appointment ? [Get Registered](#)

Request an Appointment

Choose your login

- [Admin Login](#)
- [Doctor Login](#)
- [Patient Login](#)

Contact Us

Information **Contact Us**

- [Contact](#)
- [About Us](#)

Dea Cusat Ernakulam
dca.cusat.ac.in

Figure-7

ADMIN LOGIN

HealthCare Management System

Home Specialization Contact About

Admin Login

Email nk32753275@gmail.com

Password

Login

Figure-8

DOCTOR DETAILS

HealthCare Management System

Doctor's Details Add Doctor Patient Details Feedback View Logout 753275@gmail.com

Doctor Detail's

Id	Doctor Name	Email	Password	Specialty	Contact	District	Delete
2	Tanya Prasad	tanya55@gmail.com	12345	General Physician	7894567543	Kannur	Delete

Contact Us

Information **Contact Us**

- Contact
- About Us

Dca Cusat Emakulam
dca.cusat.ac.in

Figure-9

DOCTOR REGISTRATION AND DOCTOR LIST

Doctor Name:

Email Id:

Password :

Specialty:

Contact No:

District:

Figure-10

Patient can choose DOCTOR ID for there Appointment

Search

Id	First Name	Specialization	District	Timing	Fees
2	Tanya Prasad	General Physician	Kannur	9:00 AM to 5:00 PM	500/-

Figure-11

PATIENT LOGIN

HealthCare Management System

Home Specialization Contact About

Patient Login

Email

Password

Show Password

Figure-12

BOOK APPOINTMENT

Book An Appointment x

HealthCare Management System

Book An Appointment Update Profile View Appointment Feedback Logout Hello, appuneha3275@

Book An Appointment

Name:

Email:

Contact No:

Age:

Date:

Specialty:

Description:

Doctor ID:

Figure-13

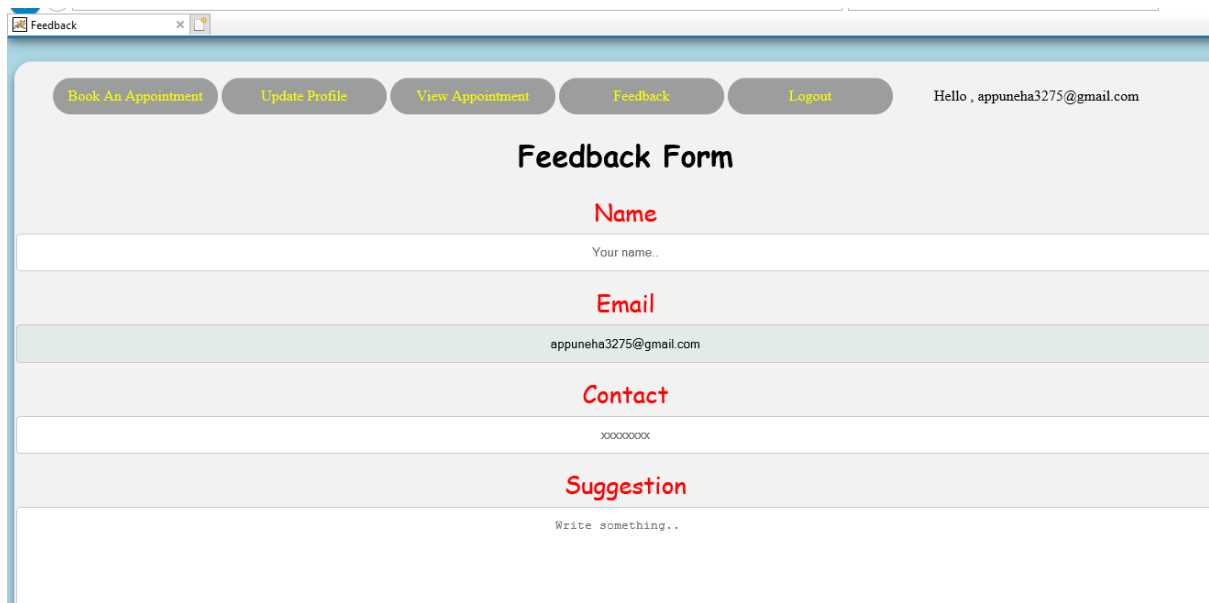
PATIENT REGISTRATION AND FEEDBACK FORM



The screenshot shows a web browser window with two tabs: "Book An Appointment" and "Patient Registration". The "Patient Registration" tab is active, displaying a form titled "Patient Registration Form". The form contains the following fields and controls:

- Full Name:** A text input field with the placeholder text "Full Name".
- D.O.B:** A text input field.
- Address:** A text input field with the placeholder text "Enter your full address" and a vertical scrollbar on the right.
- Gender:** Three radio button options: "Male", "Female", and "Other".
- Contact No:** A text input field with the placeholder text "xxxxxxxx".
- Email Id:** A text input field with the placeholder text "xyz@gmail.com".
- Password:** A text input field with the placeholder text "****". Below it is a checkbox labeled "Show Password".
- Buttons:** A "Reset" button and a "Submit" button.

Figure-14



The screenshot shows a web browser window with a single tab titled "Feedback". The page features a navigation bar with buttons for "Book An Appointment", "Update Profile", "View Appointment", "Feedback", and "Logout". The user is logged in, and the text "Hello , appuneha3275@gmail.com" is displayed in the top right corner. The main content area is titled "Feedback Form" and contains the following sections:

- Name:** A text input field with the placeholder text "Your name..".
- Email:** A text input field with the placeholder text "appuneha3275@gmail.com".
- Contact:** A text input field with the placeholder text "xxxxxxxx".
- Suggestion:** A text input field with the placeholder text "Write something..".

Figure-15

DOCTOR LOGIN

HealthCare Management System

Home Specialization Contact About

Doctor Login

Email

Password

Login

Get Register

Contact Us

Figure-16

DOCTOR HOME

Doctor Home

HealthCare Management System

My Appointment Update Profile Logout

Hello , tanya55@gmail.com

Please Enter Your Id

Check

Contact Us

Information **Contact Us**

- [Contact](#)
- [About Us](#)

Dea Cusat Emakulam
dca.cusat.ac.in

Figure-17

APPENDIX

Add Doctor

```

<?php
session_start();
//error_reporting(0);
include('include/config.php');
include('include/checklogin.php');
check_login();

if(isset($_POST['submit']))
{
$docspecialization=$_POST['Doctorspecialization'];
$docname=$_POST['docname'];
$docaddress=$_POST['clinicaddress'];
$docfees=$_POST['docfees'];
$doccontactno=$_POST['doccontact'];
$docemail=$_POST['docemail'];
$password=md5($_POST['npass']);
$sql=mysql_query("insert                                into
doctors(specilization,doctorName,address,docFees,contactno,docEmail,password)
values('$docspecialization','$docname','$docaddress','$docfees','$doccontactno','$docemail','$pass
word')");
if($sql)
{
echo "<script>alert('Doctor info added Successfully');</script>";
echo "<script type='text/javascript'> document.location = 'location:Manage-doctors.php'; </script>";

}
}
?>
<!DOCTYPE html>
<html lang="en">
<head>
<title>Admin | Add Doctor</title>
<meta charset="utf-8" />
<meta name="viewport" content="width=device-width, initial-scale=1.0, user-scalable=0, minimum-
scale=1.0, maximum-scale=1.0">
<meta name="apple-mobile-web-app-capable" content="yes">
<meta name="apple-mobile-web-app-status-bar-style" content="black">
<meta content="" name="description" />
<meta content="" name="author" />
<link
href="http://fonts.googleapis.com/css?family=Lato:300,400,400italic,600,700|Raleway:300,400,500
,600,700|Crete+Round:400italic" rel="stylesheet" type="text/css" />
<link rel="stylesheet" href="vendor/bootstrap/css/bootstrap.min.css">
<link rel="stylesheet" href="vendor/fontawesome/css/font-awesome.min.css">
<link rel="stylesheet" href="vendor/themify-icons/themify-icons.min.css">
<link href="vendor/animate.css/animate.min.css" rel="stylesheet" media="screen">
<link href="vendor/perfect-scrollbar/perfect-scrollbar.min.css" rel="stylesheet" media="screen">
<link href="vendor/switchery/switchery.min.css" rel="stylesheet" media="screen">
<link href="vendor/bootstrap-touchspin/jquery.bootstrap-touchspin.min.css" rel="stylesheet"
media="screen">

```

```
<link href="vendor/select2/select2.min.css" rel="stylesheet" media="screen">
<link href="vendor/bootstrap-datepicker/bootstrap-datepicker3.standalone.min.css"
rel="stylesheet" media="screen">
<link href="vendor/bootstrap-timepicker/bootstrap-timepicker.min.css" rel="stylesheet"
media="screen">
<link rel="stylesheet" href="assets/css/styles.css">
<link rel="stylesheet" href="assets/css/plugins.css">
<link rel="stylesheet" href="assets/css/themes/theme-1.css" id="skin_color" />
<script type="text/javascript">
function valid()
{
if(document.adddoc.npass.value!= document.adddoc.cfpass.value)
{
alert("Password and Confirm Password Field do not match !!");
document.adddoc.cfpass.focus();
return false;
}
return true;
}
</script>

</head>
<body>
<div id="app">
<?php include('include/sidebar.php');?>
<div class="app-content">

<?php include('include/header.php');?>

<!-- end: TOP NAVBAR -->
<div class="main-content" >
<div class="wrap-content container" id="container">
<!-- start: PAGE TITLE -->
<section id="page-title">
<div class="row">
<div class="col-sm-8">
<h1 class="mainTitle">Admin | Add Doctor</h1>
</div>
<ol class="breadcrumb">
<li>
<span>Admin</span>
</li>
<li class="active">
<span>Add Doctor</span>
</li>
</ol>
</div>
</section>
<!-- end: PAGE TITLE -->
<!-- start: BASIC EXAMPLE -->
<div class="container-fluid container-fullw bg-white">
<div class="row">
```

```
<div class="col-md-12">

<div class="row margin-top-30">
<div class="col-lg-8 col-md-12">
<div class="panel panel-white">
<div class="panel-heading">
<h5 class="panel-title">Add Doctor</h5>
</div>
<div class="panel-body">

<form role="form" name="adddoc" method="post" onsubmit="return valid();">
<div class="form-group">
<label for="Doctorspecialization">
Doctor Specialization
</label>
<select name="Doctorspecialization" class="form-control" required="required">
<option value="">Select Specialization</option>
<?php $ret=mysql_query("select * from doctorspecialization");
while($row=mysql_fetch_array($ret))
{
?>
<option value="<?php echo htmlentities($row['specialization']);?>">
<?php echo htmlentities($row['specialization']);?>
</option>
<?php } ?>

</select>
</div>

<div class="form-group">
<label for="doctorname">
Doctor Name
</label>
<input type="text" name="docname" class="form-control" placeholder="Enter Doctor Name">
</div>

<div class="form-group">
<label for="address">
Doctor Clinic Address
</label>
<textarea name="clinicaddress" class="form-control" placeholder="Enter Doctor Clinic
Address"></textarea>
</div>
<div class="form-group">
<label for="fess">
Doctor Consultancy Fees
</label>
<input type="text" name="docfees" class="form-control" placeholder="Enter Doctor Consultancy
Fees">
</div>
```

```
<div class="form-group">
<label for="fess">
Doctor Contact no
</label>
<input type="text" name="doccontact" class="form-control" placeholder="Enter Doctor Contact
no">
</div>
```

```
<div class="form-group">
<label for="fess">
Doctor Email
</label>
<input type="email" name="docemail" class="form-control" placeholder="Enter Doctor Email id">
</div>
```

```
<div class="form-group">
<label for="exampleInputPassword1">
Password
</label>
<input type="password" name="npass" class="form-control" placeholder="New Password"
required="required">
</div>
```

```
<div class="form-group">
<label for="exampleInputPassword2">
Confirm Password
</label>
<input type="password" name="cfpass" class="form-control" placeholder="Confirm Password"
required="required">
</div>
```

```
<button type="submit" name="submit" class="btn btn-o btn-primary">
Submit
</button>
</form>
</div>
</div>
```

```
</div>
</div>
<div class="col-lg-12 col-md-12">
<div class="panel panel-white">
```

```
</div>
</div>
```

```
</div>
</div>
</div>
</div>
<!-- end: BASIC EXAMPLE -->
```

```
<!-- end: SELECT BOXES -->
```

```
</div>
</div>
</div>
<!-- start: FOOTER -->
<?php include('include/footer.php');?>
<!-- end: FOOTER -->
```

```
<!-- start: SETTINGS -->
<?php include('include/setting.php');?>
<>
<!-- end: SETTINGS -->
</div>
```

```
<!-- start: MAIN JAVASCRIPTS -->
<script src="vendor/jquery/jquery.min.js"></script>
<script src="vendor/bootstrap/js/bootstrap.min.js"></script>
<script src="vendor/modernizr/modernizr.js"></script>
<script src="vendor/jquery-cookie/jquery.cookie.js"></script>
<script src="vendor/perfect-scrollbar/perfect-scrollbar.min.js"></script>
<script src="vendor/switchery/switchery.min.js"></script>
<!-- end: MAIN JAVASCRIPTS -->
<!-- start: JAVASCRIPTS REQUIRED FOR THIS PAGE ONLY -->
<script src="vendor/maskedinput/jquery.maskedinput.min.js"></script>
<script src="vendor/bootstrap-touchspin/jquery.bootstrap-touchspin.min.js"></script>
<script src="vendor/autosize/autosize.min.js"></script>
<script src="vendor/selectFx/classie.js"></script>
<script src="vendor/selectFx/selectFx.js"></script>
<script src="vendor/select2/select2.min.js"></script>
<script src="vendor/bootstrap-datepicker/bootstrap-datepicker.min.js"></script>
<script src="vendor/bootstrap-timepicker/bootstrap-timepicker.min.js"></script>
<!-- end: JAVASCRIPTS REQUIRED FOR THIS PAGE ONLY -->
<!-- start: CLIP-TWO JAVASCRIPTS -->
<script src="assets/js/main.js"></script>
<!-- start: JavaScript Event Handlers for this page -->
<script src="assets/js/form-elements.js"></script>
<script>
jQuery(document).ready(function() {
Main.init();
FormElements.init();
});
```

```
</script>
<!-- end: JavaScript Event Handlers for this page -->
<!-- end: CLIP-TWO JAVASCRIPTS -->
</body>
</html>
```

Appointment History

```
<?php
session_start();
//error_reporting(0);
include('include/config.php');
include('include/checklogin.php');
check_login();
?>
<!DOCTYPE html>
<html lang="en">
<head>
<title>Patients | Appointment History</title>
<meta charset="utf-8" />
<meta name="viewport" content="width=device-width, initial-scale=1.0, user-scalable=0,
minimum-scale=1.0, maximum-scale=1.0">
<meta name="apple-mobile-web-app-capable" content="yes">
<meta name="apple-mobile-web-app-status-bar-style" content="black">
<meta content="" name="description" />
<meta content="" name="author" />
<link
href="http://fonts.googleapis.com/css?family=Lato:300,400,400italic,600,700|Raleway:300,4
00,500,600,700|Crete+Round:400italic" rel="stylesheet" type="text/css" />
<link rel="stylesheet" href="vendor/bootstrap/css/bootstrap.min.css">
<link rel="stylesheet" href="vendor/fontawesome/css/font-awesome.min.css">
<link rel="stylesheet" href="vendor/themify-icons/themify-icons.min.css">
<link href="vendor/animate.css/animate.min.css" rel="stylesheet" media="screen">
<link href="vendor/perfect-scrollbar/perfect-scrollbar.min.css" rel="stylesheet"
media="screen">
<link href="vendor/switchery/switchery.min.css" rel="stylesheet" media="screen">
<link href="vendor/bootstrap-touchspin/jquery.bootstrap-touchspin.min.css" rel="stylesheet"
media="screen">
<link href="vendor/select2/select2.min.css" rel="stylesheet" media="screen">
<link href="vendor/bootstrap-datepicker/bootstrap-datepicker3.standalone.min.css"
rel="stylesheet" media="screen">
<link href="vendor/bootstrap-timepicker/bootstrap-timepicker.min.css" rel="stylesheet"
media="screen">
<link rel="stylesheet" href="assets/css/styles.css">
<link rel="stylesheet" href="assets/css/plugins.css">
<link rel="stylesheet" href="assets/css/themes/theme-1.css" id="skin_color" />
</head>
<body>
<div id="app">
<?php include('include/sidebar.php');?>
```

```
<div class="app-content">

<?php include('include/header.php');?>
<!-- end: TOP NAVBAR -->
<div class="main-content" >
<div class="wrap-content container" id="container">
<!-- start: PAGE TITLE -->
<section id="page-title">
<div class="row">
<div class="col-sm-8">
<h1 class="mainTitle">Patients | Appointment History</h1>
</div>
<ol class="breadcrumb">
<li>
<span>Patients </span>
</li>
<li class="active">
<span>Appointment History</span>
</li>
</ol>
</div>
</section>
<!-- end: PAGE TITLE -->
<!-- start: BASIC EXAMPLE -->
<div class="container-fluid container-fullw bg-white">

<div class="row">
<div class="col-md-12">

<p style="color:red;"><?php echo htmlentities($_SESSION['msg']);?>
<?php echo htmlentities($_SESSION['msg']="");?></p>
<table class="table table-hover" id="sample-table-1">
<thead>
<tr>
<th class="center">#</th>
<th class="hidden-xs">Doctor Name</th>
<th>Patient Name</th>
<th>Specialization</th>
<th>Consultancy Fee</th>
<th>Appointment Date / Time </th>
<th>Appointment Creation Date </th>
<th>Current Status</th>
<th>Action</th>

</tr>
</thead>
<tbody>
<?php
```



```

$sql=mysql_query("select  doctors.doctorName  as  docname,users.fullName  as
pname,appointment.*  from  appointment  join  doctors  on  doctors.id=appointment.doctorId
join  users  on  users.id=appointment.userId ");
$cnt=1;
while($row=mysql_fetch_array($sql))
{
?>

<tr>
<td class="center"><?php echo $cnt;?>.</td>
<td class="hidden-xs"><?php echo $row['docname'];?></td>
<td class="hidden-xs"><?php echo $row['pname'];?></td>
<td><?php echo $row['doctorSpecialization'];?></td>
<td><?php echo $row['consultancyFees'];?></td>
<td><?php echo $row['appointmentDate'];?> / <?php echo
$row['appointmentTime'];?>
</td>
<td><?php echo $row['postingDate'];?></td>
<td>
<?php if(($row['userStatus']==1) && ($row['doctorStatus']==1))
{
echo "Active";
}
if(($row['userStatus']==0) && ($row['doctorStatus']==1))
{
echo "Cancel by Patient";
}

if(($row['userStatus']==1) && ($row['doctorStatus']==0))
{
echo "Cancel by Doctor";
}

?></td>
<td >
<div class="visible-md visible-lg hidden-sm hidden-xs">
<?php if(($row['userStatus']==1) && ($row['doctorStatus']==1))
{ ?>

<a href="appointment-history.php?id=<?php echo $row['id'];?>&cancel=update"
onClick="return confirm('Are you sure you want to cancel this appointment ?')"class="btn
btn-transparent btn-xs tooltips" title="Cancel Appointment" tooltip-placement="top"
tooltip="Remove">Cancel</a>
<?php } else {

echo "Canceled";
} ?>

```

```

</div>
<div class="visible-xs visible-sm hidden-md hidden-lg">
<div class="btn-group" dropdown is-open="status.isopen">
<button type="button" class="btn btn-primary btn-o btn-sm dropdown-toggle" dropdown-
toggle>
<i class="fa fa-cog"></i>&nbsp;<span class="caret"></span>
</button>
<ul class="dropdown-menu pull-right dropdown-light" role="menu">
<li>
<a href="#">
Edit
</a>
</li>
<li>
<a href="#">
Share
</a>
</li>
<li>
<a href="#">
Remove
</a>
</li>
</ul>
</div>
</div></td>
</tr>

<?php
$cnt=$cnt+1;
}?>

```

```

</tbody>
</table>
</div>
</div>
</div>

```

```

<!-- end: BASIC EXAMPLE -->
<!-- end: SELECT BOXES -->

```

```

</div>
</div>
</div>
<!-- start: FOOTER -->
<?php include('include/footer.php');?>
<!-- end: FOOTER -->

<!-- start: SETTINGS -->

```

```

<?php include('include/setting.php');?>

<!-- end: SETTINGS -->
</div>
<!-- start: MAIN JAVASCRIPTS -->
<script src="vendor/jquery/jquery.min.js"></script>
<script src="vendor/bootstrap/js/bootstrap.min.js"></script>
<script src="vendor/modernizr/modernizr.js"></script>
<script src="vendor/jquery-cookie/jquery.cookie.js"></script>
<script src="vendor/perfect-scrollbar/perfect-scrollbar.min.js"></script>
<script src="vendor/switchery/switchery.min.js"></script>
<!-- end: MAIN JAVASCRIPTS -->
<!-- start: JAVASCRIPTS REQUIRED FOR THIS PAGE ONLY -->
<script src="vendor/maskedinput/jquery.maskedinput.min.js"></script>
<script src="vendor/bootstrap-touchspin/jquery.bootstrap-touchspin.min.js"></script>
<script src="vendor/autosize/autosize.min.js"></script>
<script src="vendor/selectFx/classie.js"></script>
<script src="vendor/selectFx/selectFx.js"></script>
<script src="vendor/select2/select2.min.js"></script>
<script src="vendor/bootstrap-datepicker/bootstrap-datepicker.min.js"></script>
<script src="vendor/bootstrap-timepicker/bootstrap-timepicker.min.js"></script>
<!-- end: JAVASCRIPTS REQUIRED FOR THIS PAGE ONLY -->
<!-- start: CLIP-TWO JAVASCRIPTS -->
<script src="assets/js/main.js"></script>
<!-- start: JavaScript Event Handlers for this page -->
<script src="assets/js/form-elements.js"></script>
<script>
jQuery(document).ready(function() {
Main.init();
FormElements.init();
});
</script>
<!-- end: JavaScript Event Handlers for this page -->
<!-- end: CLIP-TWO JAVASCRIPTS -->
</body>
</html>

```

Change Password

```

<?php
session_start();
//error_reporting(0);
include('include/config.php');
include('include/checklogin.php');
check_login();
date_default_timezone_set('Asia/Kolkata');// change according timezone
$currentTime = date( 'd-m-Y h:i:s A', time () );
if(isset($_POST['submit']))
{

```

```

$sql=mysql_query("SELECT password FROM admin where password='".$_$_POST['cpass']."'
&& username='".$_$_SESSION['login'].''");
$num=mysql_fetch_array($sql);
if($num>0)
{
$con=mysql_query("update admin set password='".$_$_POST['npass'].''',
updataDate='$currentTime' where username='".$_$_SESSION['login'].''");
$_SESSION['msg1']="Password Changed Successfully !!";
}
else
{
$_SESSION['msg1']="Old Password not match !!";
}
}
?>
<!DOCTYPE html>
<html lang="en">
<head>
<title>Admin | change Password</title>
<meta charset="utf-8" />
<meta name="viewport" content="width=device-width, initial-scale=1.0, user-scalable=0,
minimum-scale=1.0, maximum-scale=1.0">
<meta name="apple-mobile-web-app-capable" content="yes">
<meta name="apple-mobile-web-app-status-bar-style" content="black">
<meta content="" name="description" />
<meta content="" name="author" />
<link
href="http://fonts.googleapis.com/css?family=Lato:300,400,400italic,600,700|Raleway:300,4
00,500,600,700|Crete+Round:400italic" rel="stylesheet" type="text/css" />
<link rel="stylesheet" href="vendor/bootstrap/css/bootstrap.min.css">
<link rel="stylesheet" href="vendor/fontawesome/css/font-awesome.min.css">
<link rel="stylesheet" href="vendor/themify-icons/themify-icons.min.css">
<link href="vendor/animate.css/animate.min.css" rel="stylesheet" media="screen">
<link href="vendor/perfect-scrollbar/perfect-scrollbar.min.css" rel="stylesheet"
media="screen">
<link href="vendor/switchery/switchery.min.css" rel="stylesheet" media="screen">
<link href="vendor/bootstrap-touchspin/jquery.bootstrap-touchspin.min.css" rel="stylesheet"
media="screen">
<link href="vendor/select2/select2.min.css" rel="stylesheet" media="screen">
<link href="vendor/bootstrap-datepicker/bootstrap-datepicker3.standalone.min.css"
rel="stylesheet" media="screen">
<link href="vendor/bootstrap-timepicker/bootstrap-timepicker.min.css" rel="stylesheet"
media="screen">
<link rel="stylesheet" href="assets/css/styles.css">
<link rel="stylesheet" href="assets/css/plugins.css">
<link rel="stylesheet" href="assets/css/themes/theme-1.css" id="skin_color" />
<script type="text/javascript">
function valid()
{
if(document.chngpwd.cpass.value=="")

```

```
{
alert("Current Password Filed is Empty !!");
document.chngpwd.cpass.focus();
return false;
}
else if(document.chngpwd.npass.value=="")
{
alert("New Password Filed is Empty !!");
document.chngpwd.npass.focus();
return false;
}
else if(document.chngpwd.cfpas.value=="")
{
alert("Confirm Password Filed is Empty !!");
document.chngpwd.cfpas.focus();
return false;
}
else if(document.chngpwd.npass.value!= document.chngpwd.cfpas.value)
{
alert("Password and Confirm Password Field do not match !!");
document.chngpwd.cfpas.focus();
return false;
}
return true;
}
</script>
```

```
</head>
<body>
<div id="app">
<?php include('include/sidebar.php');?>
<div class="app-content">

<?php include('include/header.php');?>

</header>
<!-- end: TOP NAVBAR -->
<div class="main-content" >
<div class="wrap-content container" id="container">
<!-- start: PAGE TITLE -->
<section id="page-title">
<div class="row">
<div class="col-sm-8">
<h1 class="mainTitle">Admin | Change Password</h1>
</div>
<ol class="breadcrumb">
<li>
<span>Admin</span>
</li>
<li class="active">
```

```
<span>Change Password</span>
</li>
</ol>
</div>
</section>
<!-- end: PAGE TITLE -->
<!-- start: BASIC EXAMPLE -->
<div class="container-fluid container-fullw bg-white">
<div class="row">
<div class="col-md-12">

<div class="row margin-top-30">
<div class="col-lg-8 col-md-12">
<div class="panel panel-white">
<div class="panel-heading">
<h5 class="panel-title">Change Password</h5>
</div>
<div class="panel-body">
<p style="color:red;"><?php echo htmlentities($_SESSION['msg1']);?>
<?php echo htmlentities($_SESSION['msg1']="");?></p>
<form role="form" name="chngpwd" method="post" onSubmit="return valid();">
<div class="form-group">
<label for="exampleInputEmail1">
Current Password
</label>
<input type="password" name="cpass" class="form-control" placeholder="Enter Current
Password">
</div>
<div class="form-group">
<label for="exampleInputPassword1">
New Password
</label>
<input type="password" name="npass" class="form-control" placeholder="New Password">
</div>

<div class="form-group">
<label for="exampleInputPassword1">
Confirm Password
</label>
<input type="password" name="cfpass" class="form-control" placeholder="Confirm
Password">
</div>

<button type="submit" name="submit" class="btn btn-o btn-primary">
Submit
</button>
</form>
</div>
```

```
</div>
</div>

</div>
</div>
<div class="col-lg-12 col-md-12">
<div class="panel panel-white">

</div>
</div>
</div>
</div>
</div>
</div>
<!-- end: BASIC EXAMPLE -->

<!-- end: SELECT BOXES -->

</div>
</div>
</div>
<!-- start: FOOTER -->
<?php include('include/footer.php');?>
<!-- end: FOOTER -->

<!-- start: SETTINGS -->
<?php include('include/setting.php');?>
<>
<!-- end: SETTINGS -->
</div>
<!-- start: MAIN JAVASCRIPTS -->
<script src="vendor/jquery/jquery.min.js"></script>
<script src="vendor/bootstrap/js/bootstrap.min.js"></script>
<script src="vendor/modernizr/modernizr.js"></script>
<script src="vendor/jquery-cookie/jquery.cookie.js"></script>
<script src="vendor/perfect-scrollbar/perfect-scrollbar.min.js"></script>
<script src="vendor/switchery/switchery.min.js"></script>
<!-- end: MAIN JAVASCRIPTS -->
<!-- start: JAVASCRIPTS REQUIRED FOR THIS PAGE ONLY -->
<script src="vendor/maskedinput/jquery.maskedinput.min.js"></script>
<script src="vendor/bootstrap-touchspin/jquery.bootstrap-touchspin.min.js"></script>
<script src="vendor/autosize/autosize.min.js"></script>
<script src="vendor/selectFx/classie.js"></script>
<script src="vendor/selectFx/selectFx.js"></script>
<script src="vendor/select2/select2.min.js"></script>
<script src="vendor/bootstrap-datepicker/bootstrap-datepicker.min.js"></script>
<script src="vendor/bootstrap-timepicker/bootstrap-timepicker.min.js"></script>
<!-- end: JAVASCRIPTS REQUIRED FOR THIS PAGE ONLY -->
<!-- start: CLIP-TWO JAVASCRIPTS -->
```

```
<script src="assets/js/main.js"></script>
<!-- start: JavaScript Event Handlers for this page -->
<script src="assets/js/form-elements.js"></script>
<script>
jQuery(document).ready(function() {
Main.init();
FormElements.init();
});
</script>
<!-- end: JavaScript Event Handlers for this page -->
<!-- end: CLIP-TWO JAVASCRIPTS -->
</body>
</html>
```

Check Availability

```
<?php
require_once("include/config.php");
if(!empty($_POST["email"])) {
$email= $_POST["email"];

$result =mysql_query("SELECT email FROM users WHERE email='$email'");
$count=mysql_num_rows($result);
echo $count;
if($count>0)
{
echo "<span style='color:red'> Email already exists .</span>";
echo "<script>$('#submit').prop('disabled',true);</script>";
} else{

echo "<span style='color:green'> Email available for Registration .</span>";
echo "<script>$('#submit').prop('disabled',false);</script>";
}
}
?>
```

Dashboard

```
<?php
session_start();
//error_reporting(0);
include('include/config.php');
include('include/checklogin.php');
check_login();

?>
<!DOCTYPE html>
<html lang="en">
<head>
<title>Admin | Dashboard</title>
```



```
<meta charset="utf-8" />
<meta name="viewport" content="width=device-width, initial-scale=1.0, user-scalable=0,
minimum-scale=1.0, maximum-scale=1.0">
<meta name="apple-mobile-web-app-capable" content="yes">
<meta name="apple-mobile-web-app-status-bar-style" content="black">
<meta content="" name="description" />
<meta content="" name="author" />
<link
href="http://fonts.googleapis.com/css?family=Lato:300,400,400italic,600,700|Raleway:300,4
00,500,600,700|Crete+Round:400italic" rel="stylesheet" type="text/css" />
<link rel="stylesheet" href="vendor/bootstrap/css/bootstrap.min.css">
<link rel="stylesheet" href="vendor/fontawesome/css/font-awesome.min.css">
<link rel="stylesheet" href="vendor/themify-icons/themify-icons.min.css">
<link href="vendor/animate.css/animate.min.css" rel="stylesheet" media="screen">
<link href="vendor/perfect-scrollbar/perfect-scrollbar.min.css" rel="stylesheet"
media="screen">
<link href="vendor/switchery/switchery.min.css" rel="stylesheet" media="screen">
<link href="vendor/bootstrap-touchspin/jquery.bootstrap-touchspin.min.css" rel="stylesheet"
media="screen">
<link href="vendor/select2/select2.min.css" rel="stylesheet" media="screen">
<link href="vendor/bootstrap-datepicker/bootstrap-datepicker3.standalone.min.css"
rel="stylesheet" media="screen">
<link href="vendor/bootstrap-timepicker/bootstrap-timepicker.min.css" rel="stylesheet"
media="screen">
<link rel="stylesheet" href="assets/css/styles.css">
<link rel="stylesheet" href="assets/css/plugins.css">
<link rel="stylesheet" href="assets/css/themes/theme-1.css" id="skin_color" />

</head>
<body>
<div id="app">
<?php include('include/sidebar.php');?>
<div class="app-content">

<?php include('include/header.php');?>

<!-- end: TOP NAVBAR -->
<div class="main-content" >
<div class="wrap-content container" id="container">
<!-- start: PAGE TITLE -->
<section id="page-title">
<div class="row">
<div class="col-sm-8">
<h1 class="mainTitle">Admin | Dashboard</h1>
</div>
<ol class="breadcrumb">
<li>
<span>Admin</span>
</li>
```

```

<li class="active">
<span>Dashboard</span>
</li>
</ol>
</div>
</section>
<!-- end: PAGE TITLE -->
<!-- start: BASIC EXAMPLE -->
<div class="container-fluid container-fullw bg-white">
<div class="row">
<div class="col-sm-4">
<div class="panel panel-white no-radius text-center">
<div class="panel-body">
<span class="fa-stack fa-2x"> <i class="fa fa-square fa-stack-2x text-primary"></i> <i
class="fa fa-smile-o fa-stack-1x fa-inverse"></i> </span>
<h2 class="StepTitle">Manage Patients</h2>

<p class="links cl-effect-1">
<a href="manage-users.php">
<?php $result = mysql_query("SELECT * FROM users ");
$num_rows = mysql_num_rows($result);
{
?>
Total Patients :<?php echo htmlentities($num_rows); } ?>
</a>
</p>
</div>
</div>
</div>
</div>
<div class="col-sm-4">
<div class="panel panel-white no-radius text-center">
<div class="panel-body">
<span class="fa-stack fa-2x"> <i class="fa fa-square fa-stack-2x text-primary"></i> <i
class="fa fa-users fa-stack-1x fa-inverse"></i> </span>
<h2 class="StepTitle">Manage Doctors</h2>

<p class="cl-effect-1">
<a href="manage-doctors.php">
<?php $result1 = mysql_query("SELECT * FROM doctors ");
$num_rows1 = mysql_num_rows($result1);
{
?>
Total Doctors :<?php echo htmlentities($num_rows1); } ?>
</a>

</p>
</div>
</div>
</div>
</div>
<div class="col-sm-4">

```

```

<div class="panel panel-white no-radius text-center">
<div class="panel-body">
<span class="fa-stack fa-2x"> <i class="fa fa-square fa-stack-2x text-primary"></i> <i
class="fa fa-terminal fa-stack-1x fa-inverse"></i> </span>
<h2 class="StepTitle"> Appointments</h2>

<p class="links cl-effect-1">
<a href="book-appointment.php">
<a href="appointment-history.php">
<?php $sql= mysql_query("SELECT * FROM appointment");
$num_rows2 = mysql_num_rows($sql);
{
?>
Total Appointments :<?php echo htmlentities($num_rows2); } ?>
</a>
</a>
</p>
</div>
</div>
</div>
</div>
</div>
</div>

<!-- end: SELECT BOXES -->

</div>
</div>
</div>
<!-- start: FOOTER -->
<?php include('include/footer.php');?>
<!-- end: FOOTER -->

<!-- start: SETTINGS -->
<?php include('include/setting.php');?>
<
<!-- end: SETTINGS -->
</div>
<!-- start: MAIN JAVASCRIPTS -->
<script src="vendor/jquery/jquery.min.js"></script>
<script src="vendor/bootstrap/js/bootstrap.min.js"></script>
<script src="vendor/modernizr/modernizr.js"></script>
<script src="vendor/jquery-cookie/jquery.cookie.js"></script>
<script src="vendor/perfect-scrollbar/perfect-scrollbar.min.js"></script>
<script src="vendor/switchery/switchery.min.js"></script>
<!-- end: MAIN JAVASCRIPTS -->
<!-- start: JAVASCRIPTS REQUIRED FOR THIS PAGE ONLY -->
<script src="vendor/maskedinput/jquery.maskedinput.min.js"></script>
<script src="vendor/bootstrap-touchspin/jquery.bootstrap-touchspin.min.js"></script>
<script src="vendor/autosize/autosize.min.js"></script>
<script src="vendor/selectFx/classie.js"></script>

```

```

<script src="vendor/selectFx/selectFx.js"></script>
<script src="vendor/select2/select2.min.js"></script>
<script src="vendor/bootstrap-datepicker/bootstrap-datepicker.min.js"></script>
<script src="vendor/bootstrap-timepicker/bootstrap-timepicker.min.js"></script>
<!-- end: JAVASCRIPTS REQUIRED FOR THIS PAGE ONLY -->
<!-- start: CLIP-TWO JAVASCRIPTS -->
<script src="assets/js/main.js"></script>
<!-- start: JavaScript Event Handlers for this page -->
<script src="assets/js/form-elements.js"></script>
<script>
jQuery(document).ready(function() {
Main.init();
FormElements.init();
});
</script>
<!-- end: JavaScript Event Handlers for this page -->
<!-- end: CLIP-TWO JAVASCRIPTS -->
</body>
</html>

```

Doctor logs

```

<?php
session_start();
//error_reporting(0);
include('include/config.php');
include('include/checklogin.php');
check_login();
?>
<!DOCTYPE html>
<html lang="en">
<head>
<title>Admin | Doctor Session Logs</title>
<meta charset="utf-8" />
<meta name="viewport" content="width=device-width, initial-scale=1.0, user-scalable=0,
minimum-scale=1.0, maximum-scale=1.0">
<meta name="apple-mobile-web-app-capable" content="yes">
<meta name="apple-mobile-web-app-status-bar-style" content="black">
<meta content="" name="description" />
<meta content="" name="author" />
<link
href="http://fonts.googleapis.com/css?family=Lato:300,400,400italic,600,700|Raleway:300,4
00,500,600,700|Crete+Round:400italic" rel="stylesheet" type="text/css" />
<link rel="stylesheet" href="vendor/bootstrap/css/bootstrap.min.css">
<link rel="stylesheet" href="vendor/fontawesome/css/font-awesome.min.css">
<link rel="stylesheet" href="vendor/themify-icons/themify-icons.min.css">
<link href="vendor/animate.css/animate.min.css" rel="stylesheet" media="screen">
<link href="vendor/perfect-scrollbar/perfect-scrollbar.min.css" rel="stylesheet"
media="screen">
<link href="vendor/switchery/switchery.min.css" rel="stylesheet" media="screen">

```

```

<link href="vendor/bootstrap-touchspin/jquery.bootstrap-touchspin.min.css" rel="stylesheet"
media="screen">
<link href="vendor/select2/select2.min.css" rel="stylesheet" media="screen">
<link href="vendor/bootstrap-datepicker/bootstrap-datepicker3.standalone.min.css"
rel="stylesheet" media="screen">
<link href="vendor/bootstrap-timepicker/bootstrap-timepicker.min.css" rel="stylesheet"
media="screen">
<link rel="stylesheet" href="assets/css/styles.css">
<link rel="stylesheet" href="assets/css/plugins.css">
<link rel="stylesheet" href="assets/css/themes/theme-1.css" id="skin_color" />
</head>
<body>
<div id="app">
<?php include('include/sidebar.php');?>
<div class="app-content">

<?php include('include/header.php');?>
<!-- end: TOP NAVBAR -->
<div class="main-content" >
<div class="wrap-content container" id="container">
<!-- start: PAGE TITLE -->
<section id="page-title">
<div class="row">
<div class="col-sm-8">
<h1 class="mainTitle">Admin | Doctor Session Logs</h1>
</div>
<ol class="breadcrumb">
<li>
<span>Admin </span>
</li>
<li class="active">
<span>Doctor Session Logs</span>
</li>
</ol>
</div>
</section>
<!-- end: PAGE TITLE -->
<!-- start: BASIC EXAMPLE -->
<div class="container-fluid container-fullw bg-white">

<div class="row">
<div class="col-md-12">

<p style="color:red;"><?php echo htmlentities($_SESSION['msg']);?>
<?php echo htmlentities($_SESSION['msg']="");?></p>
<table class="table table-hover" id="sample-table-1">
<thead>
<tr>

```

```
<th class="center">#</th>
<th class="hidden-xs">User id</th>
<th>Username</th>
<th>User IP</th>
<th>Login time</th>
<th>Logout Time </th>
<th> Status </th>

</tr>
</thead>
<tbody>
<?php
$sql=mysql_query("select * from doctorslog ");
$cnt=1;
while($row=mysql_fetch_array($sql))
{
?>

<tr>
<td class="center"><?php echo $cnt;?>.</td>
<td class="hidden-xs"><?php echo $row['uid'];?></td>
<td class="hidden-xs"><?php echo $row['username'];?></td>
<td><?php echo $row['userip'];?></td>
<td><?php echo $row['loginTime'];?></td>
<td><?php echo $row['logout'];?>
</td>

<td>
<?php if($row['status']==1)
{
echo "Success";
}
else
{
echo "Failed";
}?>

</td>

</tr>

<?php
$cnt=$cnt+1;
}?>

</tbody>
</table>
</div>
```

```
</div>
</div>

<!-- end: BASIC EXAMPLE -->
<!-- end: SELECT BOXES -->

</div>
</div>
</div>
<!-- start: FOOTER -->
<?php include('include/footer.php');?>
<!-- end: FOOTER -->

<!-- start: SETTINGS -->
<?php include('include/setting.php');?>

<!-- end: SETTINGS -->
</div>
<!-- start: MAIN JAVASCRIPTS -->
<script src="vendor/jquery/jquery.min.js"></script>
<script src="vendor/bootstrap/js/bootstrap.min.js"></script>
<script src="vendor/modernizr/modernizr.js"></script>
<script src="vendor/jquery-cookie/jquery.cookie.js"></script>
<script src="vendor/perfect-scrollbar/perfect-scrollbar.min.js"></script>
<script src="vendor/switchery/switchery.min.js"></script>
<!-- end: MAIN JAVASCRIPTS -->
<!-- start: JAVASCRIPTS REQUIRED FOR THIS PAGE ONLY -->
<script src="vendor/maskedinput/jquery.maskedinput.min.js"></script>
<script src="vendor/bootstrap-touchspin/jquery.bootstrap-touchspin.min.js"></script>
<script src="vendor/autosize/autosize.min.js"></script>
<script src="vendor/selectFx/classie.js"></script>
<script src="vendor/selectFx/selectFx.js"></script>
<script src="vendor/select2/select2.min.js"></script>
<script src="vendor/bootstrap-datepicker/bootstrap-datepicker.min.js"></script>
<script src="vendor/bootstrap-timepicker/bootstrap-timepicker.min.js"></script>
<!-- end: JAVASCRIPTS REQUIRED FOR THIS PAGE ONLY -->
<!-- start: CLIP-TWO JAVASCRIPTS -->
<script src="assets/js/main.js"></script>
<!-- start: JavaScript Event Handlers for this page -->
<script src="assets/js/form-elements.js"></script>
<script>
jQuery(document).ready(function() {
Main.init();
FormElements.init();
});
</script>
<!-- end: JavaScript Event Handlers for this page -->
<!-- end: CLIP-TWO JAVASCRIPTS -->
</body>
</html>
```

Manage Doctor

```

<?php
session_start();
//error_reporting(0);
include('include/config.php');
include('include/checklogin.php');
check_login();

if(isset($_GET['del']))
{
mysql_query("delete from doctors where id = '".$_GET['id']."'");
$_SESSION['msg']="data deleted !!";
}
?>
<!DOCTYPE html>
<html lang="en">
<head>
<title>Admin | Manage Doctors</title>
<meta charset="utf-8" />
<meta name="viewport" content="width=device-width, initial-scale=1.0, user-scalable=0,
minimum-scale=1.0, maximum-scale=1.0">
<meta name="apple-mobile-web-app-capable" content="yes">
<meta name="apple-mobile-web-app-status-bar-style" content="black">
<meta content="" name="description" />
<meta content="" name="author" />
<link
href="http://fonts.googleapis.com/css?family=Lato:300,400,400italic,600,700|Raleway:300,4
00,500,600,700|Crete+Round:400italic" rel="stylesheet" type="text/css" />
<link rel="stylesheet" href="vendor/bootstrap/css/bootstrap.min.css">
<link rel="stylesheet" href="vendor/fontawesome/css/font-awesome.min.css">
<link rel="stylesheet" href="vendor/themify-icons/themify-icons.min.css">
<link href="vendor/animate.css/animate.min.css" rel="stylesheet" media="screen">
<link href="vendor/perfect-scrollbar/perfect-scrollbar.min.css" rel="stylesheet"
media="screen">
<link href="vendor/switchery/switchery.min.css" rel="stylesheet" media="screen">
<link href="vendor/bootstrap-touchspin/jquery.bootstrap-touchspin.min.css" rel="stylesheet"
media="screen">
<link href="vendor/select2/select2.min.css" rel="stylesheet" media="screen">
<link href="vendor/bootstrap-datepicker/bootstrap-datepicker3.standalone.min.css"
rel="stylesheet" media="screen">
<link href="vendor/bootstrap-timepicker/bootstrap-timepicker.min.css" rel="stylesheet"
media="screen">
<link rel="stylesheet" href="assets/css/styles.css">
<link rel="stylesheet" href="assets/css/plugins.css">
<link rel="stylesheet" href="assets/css/themes/theme-1.css" id="skin_color" />
</head>
<body>

```



```

<div id="app">
<?php include('include/sidebar.php');?>
<div class="app-content">

<?php include('include/header.php');?>

<!-- end: TOP NAVBAR -->
<div class="main-content" >
<div class="wrap-content container" id="container">
<!-- start: PAGE TITLE -->
<section id="page-title">
<div class="row">
<div class="col-sm-8">
<h1 class="mainTitle">Admin | Manage Doctors</h1>
</div>
<ol class="breadcrumb">
<li>
<span>Admin</span>
</li>
<li class="active">
<span>Manage Doctors</span>
</li>
</ol>
</div>
</section>
<!-- end: PAGE TITLE -->
<!-- start: BASIC EXAMPLE -->
<div class="container-fluid container-fullw bg-white">

<div class="row">
<div class="col-md-12">
<h5 class="over-title margin-bottom-15">Manage <span class="text-
bold">Doctors</span></h5>
<p style="color:red;"><?php echo htmlentities($_SESSION['msg']);?>
<?php echo htmlentities($_SESSION['msg']="");?></p>
<table class="table table-hover" id="sample-table-1">
<thead>
<tr>
<th class="center">#</th>
<th>Specialization</th>
<th class="hidden-xs">Doctor Name</th>
<th>Creation Date </th>
<th>Action</th>

</tr>
</thead>
<tbody>
<?php
$sql=mysql_query("select * from doctors");

```

```

$cnt=1;
while($row=mysql_fetch_array($sql))
{
?>

<tr>
<td class="center"><?php echo $cnt;?>.</td>
<td class="hidden-xs"><?php echo $row['specilization'];?></td>
<td><?php echo $row['doctorName'];?></td>
<td><?php echo $row['creationDate'];?>
</td>

<td >
<div class="visible-md visible-lg hidden-sm hidden-xs">
<a href="edit-doctor.php?id=<?php echo $row['id'];?>" class="btn btn-transparent btn-xs"
tooltip-placement="top" tooltip="Edit"><i class="fa fa-pencil"></i></a>

<a href="manage-doctors.php?id=<?php echo $row['id'];?>&del=delete" onClick="return
confirm('Are you sure you want to delete?')"class="btn btn-transparent btn-xs tooltips"
tooltip-placement="top" tooltip="Remove"><i class="fa fa-times fa fa-white"></i></a>
</div>
<div class="visible-xs visible-sm hidden-md hidden-lg">
<div class="btn-group" dropdown is-open="status.isopen">
<button type="button" class="btn btn-primary btn-o btn-sm dropdown-toggle" dropdown-
toggle>
<i class="fa fa-cog"></i>&nbsp;<span class="caret"></span>
</button>
<ul class="dropdown-menu pull-right dropdown-light" role="menu">
<li>
<a href="#">
Edit
</a>
</li>
<li>
<a href="#">
Share
</a>
</li>
<li>
<a href="#">
Remove
</a>
</li>
</ul>
</div>
</div></td>

</tr>

<?php
$cnt=$cnt+1;

```

```
}?>
```

```
</tbody>  
</table>  
</div>  
</div>  
</div>  
</div>  
</div>  
<!-- end: BASIC EXAMPLE -->  
<!-- end: SELECT BOXES -->
```

```
</div>  
</div>  
</div>  
<!-- start: FOOTER -->  
<?php include('include/footer.php');?>  
<!-- end: FOOTER -->
```

```
<!-- start: SETTINGS -->  
<?php include('include/setting.php');?>
```

```
<!-- end: SETTINGS -->  
</div>
```

```
<!-- start: MAIN JAVASCRIPTS -->  
<script src="vendor/jquery/jquery.min.js"></script>  
<script src="vendor/bootstrap/js/bootstrap.min.js"></script>  
<script src="vendor/modernizr/modernizr.js"></script>  
<script src="vendor/jquery-cookie/jquery.cookie.js"></script>  
<script src="vendor/perfect-scrollbar/perfect-scrollbar.min.js"></script>  
<script src="vendor/switchery/switchery.min.js"></script>  
<!-- end: MAIN JAVASCRIPTS -->  
<!-- start: JAVASCRIPTS REQUIRED FOR THIS PAGE ONLY -->  
<script src="vendor/maskedinput/jquery.maskedinput.min.js"></script>  
<script src="vendor/bootstrap-touchspin/jquery.bootstrap-touchspin.min.js"></script>  
<script src="vendor/autosize/autosize.min.js"></script>  
<script src="vendor/selectFx/classie.js"></script>  
<script src="vendor/selectFx/selectFx.js"></script>  
<script src="vendor/select2/select2.min.js"></script>  
<script src="vendor/bootstrap-datepicker/bootstrap-datepicker.min.js"></script>  
<script src="vendor/bootstrap-timepicker/bootstrap-timepicker.min.js"></script>  
<!-- end: JAVASCRIPTS REQUIRED FOR THIS PAGE ONLY -->  
<!-- start: CLIP-TWO JAVASCRIPTS -->  
<script src="assets/js/main.js"></script>  
<!-- start: JavaScript Event Handlers for this page -->  
<script src="assets/js/form-elements.js"></script>  
<script>  
jQuery(document).ready(function() {  
Main.init();
```

```

FormElements.init();
});
</script>
<!-- end: JavaScript Event Handlers for this page -->
<!-- end: CLIP-TWO JAVASCRIPTS -->
</body>
</html>

```

Manage Users

```

<?php
session_start();
//error_reporting(0);
include('include/config.php');
include('include/checklogin.php');
check_login();

if(isset($_GET['del']))
{
mysql_query("delete from users where id = '".$_GET['id']."'");
$_SESSION['msg']="data deleted !!";
}
?>
<!DOCTYPE html>
<html lang="en">
<head>
<title>Admin | Manage Patients</title>
<meta charset="utf-8" />
<meta name="viewport" content="width=device-width, initial-scale=1.0, user-scalable=0,
minimum-scale=1.0, maximum-scale=1.0">
<meta name="apple-mobile-web-app-capable" content="yes">
<meta name="apple-mobile-web-app-status-bar-style" content="black">
<meta content="" name="description" />
<meta content="" name="author" />
<link
href="http://fonts.googleapis.com/css?family=Lato:300,400,400italic,600,700|Raleway:300,4
00,500,600,700|Crete+Round:400italic" rel="stylesheet" type="text/css" />
<link rel="stylesheet" href="vendor/bootstrap/css/bootstrap.min.css">
<link rel="stylesheet" href="vendor/fontawesome/css/font-awesome.min.css">
<link rel="stylesheet" href="vendor/themify-icons/themify-icons.min.css">
<link href="vendor/animate.css/animate.min.css" rel="stylesheet" media="screen">
<link href="vendor/perfect-scrollbar/perfect-scrollbar.min.css" rel="stylesheet"
media="screen">
<link href="vendor/switchery/switchery.min.css" rel="stylesheet" media="screen">
<link href="vendor/bootstrap-touchspin/jquery.bootstrap-touchspin.min.css" rel="stylesheet"
media="screen">
<link href="vendor/select2/select2.min.css" rel="stylesheet" media="screen">
<link href="vendor/bootstrap-datepicker/bootstrap-datepicker3.standalone.min.css"
rel="stylesheet" media="screen">

```

```

<link href="vendor/bootstrap-timepicker/bootstrap-timepicker.min.css" rel="stylesheet"
media="screen">
<link rel="stylesheet" href="assets/css/styles.css">
<link rel="stylesheet" href="assets/css/plugins.css">
<link rel="stylesheet" href="assets/css/themes/theme-1.css" id="skin_color" />
</head>
<body>
<div id="app">
<?php include('include/sidebar.php');?>
<div class="app-content">

<?php include('include/header.php');?>

<!-- end: TOP NAVBAR -->
<div class="main-content" >
<div class="wrap-content container" id="container">
<!-- start: PAGE TITLE -->
<section id="page-title">
<div class="row">
<div class="col-sm-8">
<h1 class="mainTitle">Admin | Manage Patients</h1>
</div>
<ol class="breadcrumb">
<li>
<span>Admin</span>
</li>
<li class="active">
<span>Manage Patients</span>
</li>
</ol>
</div>
</section>
<!-- end: PAGE TITLE -->
<!-- start: BASIC EXAMPLE -->
<div class="container-fluid container-fullw bg-white">

<div class="row">
<div class="col-md-12">
<h5 class="over-title margin-bottom-15">Manage <span class="text-
bold">Patients</span></h5>
<p style="color:red;"><?php echo htmlentities($_SESSION['msg']);?>
<?php echo htmlentities($_SESSION['msg']="");?></p>
<table class="table table-hover" id="sample-table-1">
<thead>
<tr>
<th class="center">#</th>
<th>Full Name</th>
<th class="hidden-xs">Adress</th>
<th>City</th>

```

```

<th>Gender </th>
<th>Email </th>
<th>Creation Date </th>
<th>Updation Date </th>
<th>Action</th>

</tr>
</thead>
<tbody>
<?php
$sql=mysql_query("select * from users");
$cnt=1;
while($row=mysql_fetch_array($sql))
{
?>

<tr>
<td class="center"><?php echo $cnt;?>.</td>
<td class="hidden-xs"><?php echo $row['fullName'];?></td>
<td><?php echo $row['address'];?></td>
<td><?php echo $row['city'];?>
</td>
<td><?php echo $row['gender'];?></td>
<td><?php echo $row['email'];?></td>
<td><?php echo $row['regDate'];?></td>
<td><?php echo $row['updationDate'];?>
</td>
<td >
<div class="visible-md visible-lg hidden-sm hidden-xs">

<a href="manage-users.php?id=<?php echo $row['id'];?>&del=delete" onClick="return
confirm('Are you sure you want to delete?')"class="btn btn-transparent btn-xs tooltips"
tooltip-placement="top" tooltip="Remove"><i class="fa fa-times fa fa-white"></i></a>
</div>
<div class="visible-xs visible-sm hidden-md hidden-lg">
<div class="btn-group" dropdown is-open="status.isopen">
<button type="button" class="btn btn-primary btn-o btn-sm dropdown-toggle" dropdown-
toggle>
<i class="fa fa-cog"></i>&nbsp;<span class="caret"></span>
</button>
<ul class="dropdown-menu pull-right dropdown-light" role="menu">
<li>
<a href="#">
Edit
</a>
</li>
<li>
<a href="#">
Share

```

```

</a>
</li>
<li>
<a href="#">
Remove
</a>
</li>
</ul>
</div>
</div></td>
</tr>

<?php
$cnt=$cnt+1;
}?>
</tbody>
</table>
</div>
</div>
</div>
</div>
</div>
<!-- end: BASIC EXAMPLE -->
<!-- end: SELECT BOXES -->

</div>
</div>
</div>
<!-- start: FOOTER -->
<?php include('include/footer.php');?>
<!-- end: FOOTER -->

<!-- start: SETTINGS -->
<?php include('include/setting.php');?>

<!-- end: SETTINGS -->
</div>
<!-- start: MAIN JAVASCRIPTS -->
<script src="vendor/jquery/jquery.min.js"></script>
<script src="vendor/bootstrap/js/bootstrap.min.js"></script>
<script src="vendor/modernizr/modernizr.js"></script>
<script src="vendor/jquery-cookie/jquery.cookie.js"></script>
<script src="vendor/perfect-scrollbar/perfect-scrollbar.min.js"></script>
<script src="vendor/switchery/switchery.min.js"></script>
<!-- end: MAIN JAVASCRIPTS -->
<!-- start: JAVASCRIPTS REQUIRED FOR THIS PAGE ONLY -->
<script src="vendor/maskedinput/jquery.maskedinput.min.js"></script>
<script src="vendor/bootstrap-touchspin/jquery.bootstrap-touchspin.min.js"></script>
<script src="vendor/autosize/autosize.min.js"></script>
<script src="vendor/selectFx/classie.js"></script>

```

```

<script src="vendor/selectFx/selectFx.js"></script>
<script src="vendor/select2/select2.min.js"></script>
<script src="vendor/bootstrap-datepicker/bootstrap-datepicker.min.js"></script>
<script src="vendor/bootstrap-timepicker/bootstrap-timepicker.min.js"></script>
<!-- end: JAVASCRIPTS REQUIRED FOR THIS PAGE ONLY -->
<!-- start: CLIP-TWO JAVASCRIPTS -->
<script src="assets/js/main.js"></script>
<!-- start: JavaScript Event Handlers for this page -->
<script src="assets/js/form-elements.js"></script>
<script>
jQuery(document).ready(function() {
Main.init();
FormElements.init();
});
</script>
<!-- end: JavaScript Event Handlers for this page -->
<!-- end: CLIP-TWO JAVASCRIPTS -->
</body>
</html>

```

Registration

```

<?php
include_once('include/config.php');
if(isset($_POST['submit']))
{
$name=$_POST['full_name'];
$address=$_POST['address'];
$city=$_POST['city'];
$gender=$_POST['gender'];
$email=$_POST['email'];
$password=md5($_POST['password']);
$query=mysql_query("insert into users(fullname,address,city,gender,email,password)
values('$name','$address','$city','$gender','$email','$password)");
if($query)
{
echo "<script>alert('Successfully Registered. You can login now');</script>";
}
}
?>

```

```
<!DOCTYPE html>
```

```
<html lang="en">
```

```
<head>
```

```
<title>User Registration</title>
```

```
<meta charset="utf-8" />
```

```
<meta name="viewport" content="width=device-width, initial-scale=1.0, user-scalable=0,
minimum-scale=1.0, maximum-scale=1.0">
```



```
<meta name="apple-mobile-web-app-capable" content="yes">
<meta name="apple-mobile-web-app-status-bar-style" content="black">
<meta content="" name="description" />
<meta content="" name="author" />
<link
href="http://fonts.googleapis.com/css?family=Lato:300,400,400italic,600,700|Raleway:300,4
00,500,600,700|Crete+Round:400italic" rel="stylesheet" type="text/css" />
<link rel="stylesheet" href="vendor/bootstrap/css/bootstrap.min.css">
<link rel="stylesheet" href="vendor/fontawesome/css/font-awesome.min.css">
<link rel="stylesheet" href="vendor/themify-icons/themify-icons.min.css">
<link href="vendor/animate.css/animate.min.css" rel="stylesheet" media="screen">
<link href="vendor/perfect-scrollbar/perfect-scrollbar.min.css" rel="stylesheet"
media="screen">
<link href="vendor/switchery/switchery.min.css" rel="stylesheet" media="screen">
<link rel="stylesheet" href="assets/css/styles.css">
<link rel="stylesheet" href="assets/css/plugins.css">
<link rel="stylesheet" href="assets/css/themes/theme-1.css" id="skin_color" />
```

```
</head>
```

```
<body class="login">
<!-- start: REGISTRATION -->
<div class="row">
<div class="main-login col-xs-10 col-xs-offset-1 col-sm-8 col-sm-offset-2 col-md-4 col-md-
offset-4">
<div class="logo margin-top-30">

</div>
<!-- start: REGISTER BOX -->
<div class="box-register">
<form name="registration" id="registration" method="post">
<fieldset>
<legend>
Sign Up
</legend>
<p>
Enter your personal details below:
</p>
<div class="form-group">
<input type="text" class="form-control" name="full_name" placeholder="Full Name"
required>
</div>
<div class="form-group">
<input type="text" class="form-control" name="address" placeholder="Address" required>
</div>
<div class="form-group">
<input type="text" class="form-control" name="city" placeholder="City" required>
```

```

</div>
<div class="form-group">
<label class="block">
Gender
</label>
<div class="clip-radio radio-primary">
<input type="radio" id="rg-female" name="gender" value="female" >
<label for="rg-female">
Female
</label>
<input type="radio" id="rg-male" name="gender" value="male">
<label for="rg-male">
Male
</label>
</div>
</div>
<p>
Enter your account details below:
</p>
<div class="form-group">
<span class="input-icon">
<input type="email" class="form-control" name="email" id="email"
onBlur="userAvailability()" placeholder="Email" required>
<i class="fa fa-envelope"></i> </span>
<span id="user-availability-status1" style="font-size:12px;"></span>
</div>
<div class="form-group">
<span class="input-icon">
<input type="password" class="form-control" id="password" name="password"
placeholder="Password" required>
<i class="fa fa-lock"></i> </span>
</div>
<div class="form-group">
<span class="input-icon">
<input type="password" class="form-control" name="password_again"
placeholder="Password Again" required>
<i class="fa fa-lock"></i> </span>
</div>
<div class="form-group">
<div class="checkbox clip-check check-primary">
<input type="checkbox" id="agree" value="agree">
<label for="agree">
I agree
</label>
</div>
</div>
<div class="form-actions">
<p>
Already have an account?
<a href="user-login.php">

```

```

Log-in
</a>
</p>
<button type="submit" class="btn btn-primary pull-right" id="submit" name="submit">
Submit <i class="fa fa-arrow-circle-right"></i>
</button>
</div>
</fieldset>
</form>

<div class="copyright">
&copy; <span class="current-year"></span><span class="text-bold text-uppercase">
HMS</span>. <span>All rights reserved</span>
</div>

</div>

</div>
</div>
<script src="vendor/jquery/jquery.min.js"></script>
<script src="vendor/bootstrap/js/bootstrap.min.js"></script>
<script src="vendor/modernizr/modernizr.js"></script>
<script src="vendor/jquery-cookie/jquery.cookie.js"></script>
<script src="vendor/perfect-scrollbar/perfect-scrollbar.min.js"></script>
<script src="vendor/switchery/switchery.min.js"></script>
<script src="vendor/jquery-validation/jquery.validate.min.js"></script>
<script src="assets/js/main.js"></script>
<script src="assets/js/login.js"></script>
<script>
jQuery(document).ready(function() {
Main.init();
Login.init();
});
</script>

<script>
function userAvailability() {
$("#loaderIcon").show();
jQuery.ajax({
url: "check_availability.php",
data:'email='+$("#email").val(),
type: "POST",
success:function(data){
$("#user-availability-status1").html(data);
$("#loaderIcon").hide();
},
error:function (){}
});
}
</script>

```

```
</body>
<!-- end: BODY -->
</html>
```

User Logs

```
<?php
session_start();
//error_reporting(0);
include('include/config.php');
include('include/checklogin.php');
check_login();
?>
<!DOCTYPE html>
<html lang="en">
<head>
<title>Admin | User Session Logs</title>
<meta charset="utf-8" />
<meta name="viewport" content="width=device-width, initial-scale=1.0, user-scalable=0,
minimum-scale=1.0, maximum-scale=1.0">
<meta name="apple-mobile-web-app-capable" content="yes">
<meta name="apple-mobile-web-app-status-bar-style" content="black">
<meta content="" name="description" />
<meta content="" name="author" />
<link
href="http://fonts.googleapis.com/css?family=Lato:300,400,400italic,600,700|Raleway:300,4
00,500,600,700|Crete+Round:400italic" rel="stylesheet" type="text/css" />
<link rel="stylesheet" href="vendor/bootstrap/css/bootstrap.min.css">
<link rel="stylesheet" href="vendor/fontawesome/css/font-awesome.min.css">
<link rel="stylesheet" href="vendor/themify-icons/themify-icons.min.css">
<link href="vendor/animate.css/animate.min.css" rel="stylesheet" media="screen">
<link href="vendor/perfect-scrollbar/perfect-scrollbar.min.css" rel="stylesheet"
media="screen">
<link href="vendor/switchery/switchery.min.css" rel="stylesheet" media="screen">
<link href="vendor/bootstrap-touchspin/jquery.bootstrap-touchspin.min.css" rel="stylesheet"
media="screen">
<link href="vendor/select2/select2.min.css" rel="stylesheet" media="screen">
<link href="vendor/bootstrap-datepicker/bootstrap-datepicker3.standalone.min.css"
rel="stylesheet" media="screen">
<link href="vendor/bootstrap-timepicker/bootstrap-timepicker.min.css" rel="stylesheet"
media="screen">
<link rel="stylesheet" href="assets/css/styles.css">
<link rel="stylesheet" href="assets/css/plugins.css">
<link rel="stylesheet" href="assets/css/themes/theme-1.css" id="skin_color" />
</head>
<body>
<div id="app">
<?php include('include/sidebar.php');?>
<div class="app-content">
```

```

<?php include('include/header.php');?>
<!-- end: TOP NAVBAR -->
<div class="main-content" >
<div class="wrap-content container" id="container">
<!-- start: PAGE TITLE -->
<section id="page-title">
<div class="row">
<div class="col-sm-8">
<h1 class="mainTitle">Admin | User Session Logs</h1>
</div>
<ol class="breadcrumb">
<li>
<span>Admin </span>
</li>
<li class="active">
<span>User Session Logs</span>
</li>
</ol>
</div>
</section>
<!-- end: PAGE TITLE -->
<!-- start: BASIC EXAMPLE -->
<div class="container-fluid container-fullw bg-white">

<div class="row">
<div class="col-md-12">

<p style="color:red;"><?php echo htmlentities($_SESSION['msg']);?>
<?php echo htmlentities($_SESSION['msg']="");?></p>
<table class="table table-hover" id="sample-table-1">
<thead>
<tr>
<th class="center">#</th>
<th class="hidden-xs">User id</th>
<th>Username</th>
<th>User IP</th>
<th>Login time</th>
<th>Logout Time </th>
<th> Status </th>

</tr>
</thead>
<tbody>
<?php
$sql=mysql_query("select * from userlog ");
$sCnt=1;

```

```
while($row=mysql_fetch_array($sql))
{
?>

<tr>
<td class="center"><?php echo $cnt;?>.</td>
<td class="hidden-xs"><?php echo $row['uid'];?></td>
<td class="hidden-xs"><?php echo $row['username'];?></td>
<td><?php echo $row['userip'];?></td>
<td><?php echo $row['loginTime'];?></td>
<td><?php echo $row['logout'];?>
</td>

<td>
<?php if($row['status']==1)
{
echo "Success";
}
else
{
echo "Failed";
}?>

</td>

</tr>

<?php
$cnt=$cnt+1;
}?>

</tbody>
</table>
</div>
</div>
</div>
<!-- end: BASIC EXAMPLE -->
<!-- end: SELECT BOXES -->

</div>
</div>
</div>
<!-- start: FOOTER -->
<?php include('include/footer.php');?>
<!-- end: FOOTER -->

<!-- start: SETTINGS -->
<?php include('include/setting.php');?>
```

```

<!-- end: SETTINGS -->
</div>
<!-- start: MAIN JAVASCRIPTS -->
<script src="vendor/jquery/jquery.min.js"></script>
<script src="vendor/bootstrap/js/bootstrap.min.js"></script>
<script src="vendor/modernizr/modernizr.js"></script>
<script src="vendor/jquery-cookie/jquery.cookie.js"></script>
<script src="vendor/perfect-scrollbar/perfect-scrollbar.min.js"></script>
<script src="vendor/switchery/switchery.min.js"></script>
<!-- end: MAIN JAVASCRIPTS -->
<!-- start: JAVASCRIPTS REQUIRED FOR THIS PAGE ONLY -->
<script src="vendor/maskedinput/jquery.maskedinput.min.js"></script>
<script src="vendor/bootstrap-touchspin/jquery.bootstrap-touchspin.min.js"></script>
<script src="vendor/autosize/autosize.min.js"></script>
<script src="vendor/selectFx/classie.js"></script>
<script src="vendor/selectFx/selectFx.js"></script>
<script src="vendor/select2/select2.min.js"></script>
<script src="vendor/bootstrap-datepicker/bootstrap-datepicker.min.js"></script>
<script src="vendor/bootstrap-timepicker/bootstrap-timepicker.min.js"></script>
<!-- end: JAVASCRIPTS REQUIRED FOR THIS PAGE ONLY -->
<!-- start: CLIP-TWO JAVASCRIPTS -->
<script src="assets/js/main.js"></script>
<!-- start: JavaScript Event Handlers for this page -->
<script src="assets/js/form-elements.js"></script>
<script>
jQuery(document).ready(function() {
Main.init();
FormElements.init();
});
</script>
<!-- end: JavaScript Event Handlers for this page -->
<!-- end: CLIP-TWO JAVASCRIPTS -->
</body>
</html>

```

Appointment History

```

<?php
session_start();
//error_reporting(0);
include('include/config.php');
include('include/checklogin.php');
check_login();
if(isset($_GET['cancel']))
{
mysql_query("update appointment set userStatus='0' where id = '".$_GET['id']."'");
$_SESSION['msg']="Your appointment canceled !!";
}
?>

```

```
<!DOCTYPE html>
<html lang="en">
<head>
<title>User | Appointment History</title>
<meta charset="utf-8" />
<meta name="viewport" content="width=device-width, initial-scale=1.0, user-scalable=0,
minimum-scale=1.0, maximum-scale=1.0">
<meta name="apple-mobile-web-app-capable" content="yes">
<meta name="apple-mobile-web-app-status-bar-style" content="black">
<meta content="" name="description" />
<meta content="" name="author" />
<link
href="http://fonts.googleapis.com/css?family=Lato:300,400,400italic,600,700|Raleway:300,4
00,500,600,700|Crete+Round:400italic" rel="stylesheet" type="text/css" />
<link rel="stylesheet" href="vendor/bootstrap/css/bootstrap.min.css">
<link rel="stylesheet" href="vendor/fontawesome/css/font-awesome.min.css">
<link rel="stylesheet" href="vendor/themify-icons/themify-icons.min.css">
<link href="vendor/animate.css/animate.min.css" rel="stylesheet" media="screen">
<link href="vendor/perfect-scrollbar/perfect-scrollbar.min.css" rel="stylesheet"
media="screen">
<link href="vendor/switchery/switchery.min.css" rel="stylesheet" media="screen">
<link href="vendor/bootstrap-touchspin/jquery.bootstrap-touchspin.min.css" rel="stylesheet"
media="screen">
<link href="vendor/select2/select2.min.css" rel="stylesheet" media="screen">
<link href="vendor/bootstrap-datepicker/bootstrap-datepicker3.standalone.min.css"
rel="stylesheet" media="screen">
<link href="vendor/bootstrap-timepicker/bootstrap-timepicker.min.css" rel="stylesheet"
media="screen">
<link rel="stylesheet" href="assets/css/styles.css">
<link rel="stylesheet" href="assets/css/plugins.css">
<link rel="stylesheet" href="assets/css/themes/theme-1.css" id="skin_color" />
</head>
<body>
<div id="app">
<?php include('include/sidebar.php');?>
<div class="app-content">

<?php include('include/header.php');?>
<!-- end: TOP NAVBAR -->
<div class="main-content" >
<div class="wrap-content container" id="container">
<!-- start: PAGE TITLE -->
<section id="page-title">
<div class="row">
<div class="col-sm-8">
<h1 class="mainTitle">User | Appointment History</h1>
</div>
<ol class="breadcrumb">
<li>
```



```

<span>User </span>
</li>
<li class="active">
<span>Appointment History</span>
</li>
</ol>
</div>
</section>
<!-- end: PAGE TITLE -->
<!-- start: BASIC EXAMPLE -->
<div class="container-fluid container-fullw bg-white">

<div class="row">
<div class="col-md-12">

<p style="color:red;"><?php echo htmlentities($_SESSION['msg']);?>
<?php echo htmlentities($_SESSION['msg']="");?></p>
<table class="table table-hover" id="sample-table-1">
<thead>
<tr>
<th class="center">#</th>
<th class="hidden-xs">Doctor Name</th>
<th>Specialization</th>
<th>Consultancy Fee</th>
<th>Appointment Date / Time </th>
<th>Appointment Creation Date </th>
<th>Current Status</th>
<th>Action</th>

</tr>
</thead>
<tbody>
<?php
$sql=mysql_query("select doctors.doctorName as docname,appointment.* from appointment
join      doctors      on      doctors.id=appointment.doctorId      where
appointment.userId='".$_SESSION['id']."'");
$cnt=1;
while($row=mysql_fetch_array($sql))
{
?>

<tr>
<td class="center"><?php echo $cnt;?>.</td>
<td class="hidden-xs"><?php echo $row['docname'];?></td>
<td><?php echo $row['doctorSpecialization'];?></td>
<td><?php echo $row['consultancyFees'];?></td>
<td><?php echo $row['appointmentDate'];?> / <?php echo
$row['appointmentTime'];?>
</td>

```

```

<td><?php echo $row['postingDate'];?></td>
<td>
<?php if(($row['userStatus']==1) && ($row['doctorStatus']==1))
{
echo "Active";
}
if(($row['userStatus']==0) && ($row['doctorStatus']==1))
{
echo "Cancel by You";
}

if(($row['userStatus']==1) && ($row['doctorStatus']==0))
{
echo "Cancel by Doctor";
}

?></td>
<td >
<div class="visible-md visible-lg hidden-sm hidden-xs">
<?php if(($row['userStatus']==1) && ($row['doctorStatus']==1))
{ ?>

<a href="appointment-history.php?id=<?php echo $row['id'];?>&cancel=update"
onClick="return confirm('Are you sure you want to cancel this appointment ?')"class="btn
btn-transparent btn-xs tooltips" title="Cancel Appointment" tooltip-placement="top"
tooltip="Remove">Cancel</a>
<?php } else {

echo "Canceled";
} ?>
</div>
<div class="visible-xs visible-sm hidden-md hidden-lg">
<div class="btn-group" dropdown is-open="status.isopen">
<button type="button" class="btn btn-primary btn-o btn-sm dropdown-toggle" dropdown-
toggle>
<i class="fa fa-cog"></i>&nbsp;<span class="caret"></span>
</button>
<ul class="dropdown-menu pull-right dropdown-light" role="menu">
<li>
<a href="#">
Edit
</a>
</li>
<li>
<a href="#">
Share
</a>

```

```
</li>
<li>
<a href="#">
Remove
</a>
</li>
</ul>
</div>
</div></td>
</tr>

<?php
$cnt=$cnt+1;
}?>

</tbody>
</table>
</div>
</div>
</div>

<!-- end: BASIC EXAMPLE -->
<!-- end: SELECT BOXES -->

</div>
</div>
</div>
<!-- start: FOOTER -->
<?php include('include/footer.php');?>
<!-- end: FOOTER -->

<!-- start: SETTINGS -->
<?php include('include/setting.php');?>

<!-- end: SETTINGS -->
</div>
<!-- start: MAIN JAVASCRIPTS -->
<script src="vendor/jquery/jquery.min.js"></script>
<script src="vendor/bootstrap/js/bootstrap.min.js"></script>
<script src="vendor/modernizr/modernizr.js"></script>
<script src="vendor/jquery-cookie/jquery.cookie.js"></script>
<script src="vendor/perfect-scrollbar/perfect-scrollbar.min.js"></script>
<script src="vendor/switchery/switchery.min.js"></script>
<!-- end: MAIN JAVASCRIPTS -->
<!-- start: JAVASCRIPTS REQUIRED FOR THIS PAGE ONLY -->
<script src="vendor/maskedinput/jquery.maskedinput.min.js"></script>
<script src="vendor/bootstrap-touchspin/jquery.bootstrap-touchspin.min.js"></script>
<script src="vendor/autosize/autosize.min.js"></script>
<script src="vendor/selectFx/classie.js"></script>
```

```

<script src="vendor/selectFx/selectFx.js"></script>
<script src="vendor/select2/select2.min.js"></script>
<script src="vendor/bootstrap-datepicker/bootstrap-datepicker.min.js"></script>
<script src="vendor/bootstrap-timepicker/bootstrap-timepicker.min.js"></script>
<!-- end: JAVASCRIPTS REQUIRED FOR THIS PAGE ONLY -->
<!-- start: CLIP-TWO JAVASCRIPTS -->
<script src="assets/js/main.js"></script>
<!-- start: JavaScript Event Handlers for this page -->
<script src="assets/js/form-elements.js"></script>
<script>
jQuery(document).ready(function() {
Main.init();
FormElements.init();
});
</script>
<!-- end: JavaScript Event Handlers for this page -->
<!-- end: CLIP-TWO JAVASCRIPTS -->
</body>
</html>

```

Book Appointment

```

<?php
session_start();
//error_reporting(0);
include('include/config.php');
include('include/checklogin.php');
check_login();

if(isset($_POST['submit']))
{

$specilization=$_POST['Doctorspecialization'];
$doctorid=$_POST['doctor'];
$userid=$_SESSION['id'];
$fees=$_POST['fees'];
$appdate=$_POST['appdate'];
$time=$_POST['apptime'];
$userstatus=1;
$docstatus=1;

$query=mysql_query("insert
appointment(doctorSpecialization,doctorId,userId,consultancyFees,appointmentDate,appoint

```

```

mentTime,userStatus,doctorStatus)
values('$specilization','$doctorid','$userid','$fees','$sappdate','$time','$userstatus','$docstatus')")
;
if($query)
{
echo "<script>alert('Your appointment successfully booked');</script>";
}

}
?>
<!DOCTYPE html>
<html lang="en">
<head>
<title>User | Book Appointment</title>
<meta charset="utf-8" />
<meta name="viewport" content="width=device-width, initial-scale=1.0, user-scalable=0,
minimum-scale=1.0, maximum-scale=1.0">
<meta name="apple-mobile-web-app-capable" content="yes">
<meta name="apple-mobile-web-app-status-bar-style" content="black">
<meta content="" name="description" />
<meta content="" name="author" />
<link
href="http://fonts.googleapis.com/css?family=Lato:300,400,400italic,600,700|Raleway:300,4
00,500,600,700|Crete+Round:400italic" rel="stylesheet" type="text/css" />
<link rel="stylesheet" href="vendor/bootstrap/css/bootstrap.min.css">
<link rel="stylesheet" href="vendor/fontawesome/css/font-awesome.min.css">
<link rel="stylesheet" href="vendor/themify-icons/themify-icons.min.css">
<link href="vendor/animate.css/animate.min.css" rel="stylesheet" media="screen">
<link href="vendor/perfect-scrollbar/perfect-scrollbar.min.css" rel="stylesheet"
media="screen">
<link href="vendor/switchery/switchery.min.css" rel="stylesheet" media="screen">
<link href="vendor/bootstrap-touchspin/jquery.bootstrap-touchspin.min.css" rel="stylesheet"
media="screen">
<link href="vendor/select2/select2.min.css" rel="stylesheet" media="screen">
<link href="vendor/bootstrap-datepicker/bootstrap-datepicker3.standalone.min.css"
rel="stylesheet" media="screen">
<link href="vendor/bootstrap-timepicker/bootstrap-timepicker.min.css" rel="stylesheet"
media="screen">
<link rel="stylesheet" href="assets/css/styles.css">
<link rel="stylesheet" href="assets/css/plugins.css">
<link rel="stylesheet" href="assets/css/themes/theme-1.css" id="skin_color" />
<script>
function getdoctor(val) {
$.ajax({
type: "POST",
url: "get_doctor.php",
data:'specilizationid='+val,
success: function(data){
$("#doctor").html(data);
}
}

```

```
});  
}  
</script>
```

```
<script>  
function getfee(val) {  
$.ajax({  
type: "POST",  
url: "get_doctor.php",  
data:'doctor='+val,  
success: function(data){  
$("#fees").html(data);  
}  
});  
}  
</script>
```

```
</head>  
<body>  
<div id="app">  
<?php include('include/sidebar.php');?>  
<div class="app-content">  
  
<?php include('include/header.php');?>  
  
<!-- end: TOP NAVBAR -->  
<div class="main-content" >  
<div class="wrap-content container" id="container">  
<!-- start: PAGE TITLE -->  
<section id="page-title">  
<div class="row">  
<div class="col-sm-8">  
<h1 class="mainTitle">User | Book Appointment</h1>  
</div>  
<ol class="breadcrumb">  
<li>  
<span>User</span>  
</li>  
<li class="active">  
<span>Book Appointment</span>  
</li>  
</ol>  
</section>  
<!-- end: PAGE TITLE -->  
<!-- start: BASIC EXAMPLE -->  
<div class="container-fluid container-fullw bg-white">
```

```

<div class="row">
<div class="col-md-12">

<div class="row margin-top-30">
<div class="col-lg-8 col-md-12">
<div class="panel panel-white">
<div class="panel-heading">
<h5 class="panel-title">Book Appointment</h5>
</div>
<div class="panel-body">
<p style="color:red;"><?php echo htmlentities($_SESSION['msg1']);?>
<?php echo htmlentities($_SESSION['msg1']="");?></p>
<form role="form" name="book" method="post" >

<div class="form-group">
<label for="DoctorSpecialization">
Doctor Specialization
</label>
<select
name="Doctorspecialization"
class="form-control"
onChange="getdoctor(this.value);" required="required">
<option value="">Select Specialization</option>
<?php $ret=mysql_query("select * from doctorspecilization");
while($row=mysql_fetch_array($ret))
{
?>
<option value="<?php echo htmlentities($row['specilization']);?>">
<?php echo htmlentities($row['specilization']);?>
</option>
<?php } ?>

</select>
</div>

<div class="form-group">
<label for="doctor">
Doctors
</label>
<select name="doctor" class="form-control" id="doctor" onChange="getfee(this.value);"
required="required">
<option value="">Select Doctor</option>
</select>
</div>

<div class="form-group">
<label for="consultancyfees">
Consultancy Fees
</label>
<select name="fees" class="form-control" id="fees" readonly>

```

```
</select>
</div>

<div class="form-group">
<label for="AppointmentDate">
Date
</label>
<input class="form-control datepicker" name="apppdate" type="date" required="required">
</div>

<div class="form-group">
<label for="Appointmenttime">

Time

</label>
<input class="form-control datepicker" name="apptime" type="time" required="required">
</div>

<button type="submit" name="submit" class="btn btn-o btn-primary">
Submit
</button>
</form>
</div>
</div>
</div>
</div>

<!-- end: BASIC EXAMPLE -->

<!-- end: SELECT BOXES -->

</div>
</div>
</div>
<!-- start: FOOTER -->
<?php include('include/footer.php');?>
<!-- end: FOOTER -->

<!-- start: SETTINGS -->
<?php include('include/setting.php');?>

<!-- end: SETTINGS -->
</div>
```



```

<!-- start: MAIN JAVASCRIPTS -->
<script src="vendor/jquery/jquery.min.js"></script>
<script src="vendor/bootstrap/js/bootstrap.min.js"></script>
<script src="vendor/modernizr/modernizr.js"></script>
<script src="vendor/jquery-cookie/jquery.cookie.js"></script>
<script src="vendor/perfect-scrollbar/perfect-scrollbar.min.js"></script>
<script src="vendor/switchery/switchery.min.js"></script>
<!-- end: MAIN JAVASCRIPTS -->
<!-- start: JAVASCRIPTS REQUIRED FOR THIS PAGE ONLY -->
<script src="vendor/maskedinput/jquery.maskedinput.min.js"></script>
<script src="vendor/bootstrap-touchspin/jquery.bootstrap-touchspin.min.js"></script>
<script src="vendor/autosize/autosize.min.js"></script>
<script src="vendor/selectFx/classie.js"></script>
<script src="vendor/selectFx/selectFx.js"></script>
<script src="vendor/select2/select2.min.js"></script>
<script src="vendor/bootstrap-datepicker/bootstrap-datepicker.min.js"></script>
<script src="vendor/bootstrap-timepicker/bootstrap-timepicker.min.js"></script>
<!-- end: JAVASCRIPTS REQUIRED FOR THIS PAGE ONLY -->
<!-- start: CLIP-TWO JAVASCRIPTS -->
<script src="assets/js/main.js"></script>
<!-- start: JavaScript Event Handlers for this page -->
<script src="assets/js/form-elements.js"></script>
<script>
jQuery(document).ready(function() {
Main.init();
FormElements.init();
});
</script>
<!-- end: JavaScript Event Handlers for this page -->
<!-- end: CLIP-TWO JAVASCRIPTS -->

<script src="http://ajax.googleapis.com/ajax/libs/jquery/1.8.0/jquery.min.js"></script>

</body>
</html>

```

Change Password

```

<?php
session_start();
//error_reporting(0);
include('include/config.php');
include('include/checklogin.php');
check_login();
date_default_timezone_set('Asia/Kolkata');// change according timezone
$currentTime = date( 'd-m-Y h:i:s A', time () );
if(isset($_POST['submit']))
{
$sql=mysql_query("SELECT password FROM users where
password='".$_md5($_POST['cpass'])."' && email='".$_SESSION['login']."'");

```

```

$num=mysql_fetch_array($sql);
if($num>0)
{
$con=mysql_query("update      users      set      password='".md5($_POST['npass'])."',
updateDate='$currentTime' where email='".$_SESSION['login']."'");
$_SESSION['msg1']="Password Changed Successfully !!";
}
else
{
$_SESSION['msg1']="Old Password not match !!";
}
}
?>
<!DOCTYPE html>
<html lang="en">
<head>
<title>User | change Password</title>
<meta charset="utf-8" />
<meta name="viewport" content="width=device-width, initial-scale=1.0, user-scalable=0,
minimum-scale=1.0, maximum-scale=1.0">
<meta name="apple-mobile-web-app-capable" content="yes">
<meta name="apple-mobile-web-app-status-bar-style" content="black">
<meta content="" name="description" />
<meta content="" name="author" />
<link
href="http://fonts.googleapis.com/css?family=Lato:300,400,400italic,600,700|Raleway:300,4
00,500,600,700|Crete+Round:400italic" rel="stylesheet" type="text/css" />
<link rel="stylesheet" href="vendor/bootstrap/css/bootstrap.min.css">
<link rel="stylesheet" href="vendor/fontawesome/css/font-awesome.min.css">
<link rel="stylesheet" href="vendor/themify-icons/themify-icons.min.css">
<link href="vendor/animate.css/animate.min.css" rel="stylesheet" media="screen">
<link href="vendor/perfect-scrollbar/perfect-scrollbar.min.css" rel="stylesheet"
media="screen">
<link href="vendor/switchery/switchery.min.css" rel="stylesheet" media="screen">
<link href="vendor/bootstrap-touchspin/jquery.bootstrap-touchspin.min.css" rel="stylesheet"
media="screen">
<link href="vendor/select2/select2.min.css" rel="stylesheet" media="screen">
<link href="vendor/bootstrap-datepicker/bootstrap-datepicker3.standalone.min.css"
rel="stylesheet" media="screen">
<link href="vendor/bootstrap-timepicker/bootstrap-timepicker.min.css" rel="stylesheet"
media="screen">
<link rel="stylesheet" href="assets/css/styles.css">
<link rel="stylesheet" href="assets/css/plugins.css">
<link rel="stylesheet" href="assets/css/themes/theme-1.css" id="skin_color" />
<script type="text/javascript">
function valid()
{
if(document.chngpwd.cpass.value=="")
{
alert("Current Password Filed is Empty !!");

```

```
document.chngpwd.cpass.focus();
return false;
}
else if(document.chngpwd.npass.value=="")
{
alert("New Password Filed is Empty !!");
document.chngpwd.npass.focus();
return false;
}
else if(document.chngpwd.cfpas.value=="")
{
alert("Confirm Password Filed is Empty !!");
document.chngpwd.cfpas.focus();
return false;
}
else if(document.chngpwd.npass.value!= document.chngpwd.cfpas.value)
{
alert("Password and Confirm Password Field do not match !!");
document.chngpwd.cfpas.focus();
return false;
}
return true;
}
</script>

</head>
<body>
<div id="app">
<?php include('include/sidebar.php');?>
<div class="app-content">

<?php include('include/header.php');?>

<!-- end: TOP NAVBAR -->
<div class="main-content" >
<div class="wrap-content container" id="container">
<!-- start: PAGE TITLE -->
<section id="page-title">
<div class="row">
<div class="col-sm-8">
<h1 class="mainTitle">User | Change Password</h1>
</div>
<ol class="breadcrumb">
<li>
<span>User</span>
</li>
<li class="active">
<span>Change Password</span>
</li>
</ol>
```

```
</div>
</section>
<!-- end: PAGE TITLE -->
<!-- start: BASIC EXAMPLE -->
<div class="container-fluid container-fullw bg-white">
<div class="row">
<div class="col-md-12">

<div class="row margin-top-30">
<div class="col-lg-8 col-md-12">
<div class="panel panel-white">
<div class="panel-heading">
<h5 class="panel-title">Change Password</h5>
</div>
<div class="panel-body">
<p style="color:red;"><?php echo htmlentities($_SESSION['msg1']);?>
<?php echo htmlentities($_SESSION['msg1']="");?></p>
<form role="form" name="chngpwd" method="post" onSubmit="return valid();">
<div class="form-group">
<label for="exampleInputEmail1">
Current Password
</label>
<input type="password" name="cpass" class="form-control" placeholder="Enter Current
Password">
</div>
<div class="form-group">
<label for="exampleInputPassword1">
New Password
</label>
<input type="password" name="npass" class="form-control" placeholder="New Password">
</div>

<div class="form-group">
<label for="exampleInputPassword1">
Confirm Password
</label>
<input type="password" name="cfpass" class="form-control" placeholder="Confirm
Password">
</div>

<button type="submit" name="submit" class="btn btn-o btn-primary">
Submit
</button>
</form>
</div>
</div>
</div>
</div>
```

```

</div>
</div>

<!-- end: BASIC EXAMPLE -->

<!-- end: SELECT BOXES -->

</div>
</div>
</div>
<!-- start: FOOTER -->
<?php include('include/footer.php');?>
<!-- end: FOOTER -->

<!-- start: SETTINGS -->
<?php include('include/setting.php');?>
<>
<!-- end: SETTINGS -->
</div>
<!-- start: MAIN JAVASCRIPTS -->
<script src="vendor/jquery/jquery.min.js"></script>
<script src="vendor/bootstrap/js/bootstrap.min.js"></script>
<script src="vendor/modernizr/modernizr.js"></script>
<script src="vendor/jquery-cookie/jquery.cookie.js"></script>
<script src="vendor/perfect-scrollbar/perfect-scrollbar.min.js"></script>
<script src="vendor/switchery/switchery.min.js"></script>
<!-- end: MAIN JAVASCRIPTS -->
<!-- start: JAVASCRIPTS REQUIRED FOR THIS PAGE ONLY -->
<script src="vendor/maskedinput/jquery.maskedinput.min.js"></script>
<script src="vendor/bootstrap-touchspin/jquery.bootstrap-touchspin.min.js"></script>
<script src="vendor/autosize/autosize.min.js"></script>
<script src="vendor/selectFx/classie.js"></script>
<script src="vendor/selectFx/selectFx.js"></script>
<script src="vendor/select2/select2.min.js"></script>
<script src="vendor/bootstrap-datepicker/bootstrap-datepicker.min.js"></script>
<script src="vendor/bootstrap-timepicker/bootstrap-timepicker.min.js"></script>
<!-- end: JAVASCRIPTS REQUIRED FOR THIS PAGE ONLY -->
<!-- start: CLIP-TWO JAVASCRIPTS -->
<script src="assets/js/main.js"></script>
<!-- start: JavaScript Event Handlers for this page -->
<script src="assets/js/form-elements.js"></script>
<script>
jQuery(document).ready(function() {
Main.init();
FormElements.init();
});
</script>
<!-- end: JavaScript Event Handlers for this page -->

```

```
<!-- end: CLIP-TWO JAVASCRIPTS -->
</body>
</html>
```

Check Login

```
<?php
function check_login()
{
if(strlen($_SESSION['login'])==0)
{
$host = $_SERVER['HTTP_HOST'];
$uri = rtrim(dirname($_SERVER['PHP_SELF']), '/\');
$extra="./admin.php";
$_SESSION["login"]="";
header("Location: http://$host$uri/$extra");
}
}
?>
```

Get Doctor

```
<?php
include('include/config.php');
if(!empty($_POST["specilizationid"]))
{

$sql=mysql_query("select      doctorName,id      from      doctors      where
specilization='".$_POST['specilizationid']."'");?>
<option selected="selected">Select Doctor </option>
<?php
while($row=mysql_fetch_array($sql))
{?>
<option value="<?php echo htmlentities($row['id']); ?>"><?php echo
htmlentities($row['doctorName']); ?></option>
<?php
}
}

if(!empty($_POST["doctor"]))
{

$sql=mysql_query("select docFees from doctors where id='".$_POST['doctor']."'");
while($row=mysql_fetch_array($sql))
{?>
<option value="<?php echo htmlentities($row['docFees']); ?>"><?php echo
htmlentities($row['docFees']); ?></option>
<?php
}
}
```

}

?>

User Login

```

<?php
session_start();
error_reporting(0);
include("include/config.php");
if(isset($_POST['submit']))
{
$ret=mysql_query("SELECT * FROM users WHERE email='".$_POST['username']."' and
password='".$_md5($_POST['password'])."'");
$num=mysql_fetch_array($ret);
if($num>0)
{
$extra="dashboard.php";//
$_SESSION['login']=$_POST['username'];
$_SESSION['id']=$num['id'];
$host=$_SERVER['HTTP_HOST'];
$uip=$_SERVER['REMOTE_ADDR'];
$status=1;
$log=mysql_query("insert          into          userlog(uid,username,userip,status)
values('".$_SESSION['id']."','".$_SESSION['login']."','$uip','$status)");
$uri=rtrim(dirname($_SERVER['PHP_SELF']),'/\');
header("location:http://$host$uri/$extra");
exit();
}
else
{
$_SESSION['login']=$_POST['username'];
$uip=$_SERVER['REMOTE_ADDR'];
$status=0;
mysql_query("insert          into          userlog(username,userip,status)
values('".$_SESSION['login']."','$uip','$status)");
$_SESSION['errmsg']="Invalid username or password";
$extra="user-login.php";
$host = $_SERVER['HTTP_HOST'];
$uri = rtrim(dirname($_SERVER['PHP_SELF']),'/\');
header("location:http://$host$uri/$extra");
exit();
}
}
?>

```

<!DOCTYPE html>

<html lang="en">

<head>

```

<title>User-Login</title>
<meta charset="utf-8" />
<meta name="viewport" content="width=device-width, initial-scale=1.0, user-scalable=0,
minimum-scale=1.0, maximum-scale=1.0">
<meta name="apple-mobile-web-app-capable" content="yes">
<meta name="apple-mobile-web-app-status-bar-style" content="black">
<meta content="" name="description" />
<meta content="" name="author" />
<link
href="http://fonts.googleapis.com/css?family=Lato:300,400,400italic,600,700|Raleway:300,4
00,500,600,700|Crete+Round:400italic" rel="stylesheet" type="text/css" />
<link rel="stylesheet" href="vendor/bootstrap/css/bootstrap.min.css">
<link rel="stylesheet" href="vendor/fontawesome/css/font-awesome.min.css">
<link rel="stylesheet" href="vendor/themify-icons/themify-icons.min.css">
<link href="vendor/animate.css/animate.min.css" rel="stylesheet" media="screen">
<link href="vendor/perfect-scrollbar/perfect-scrollbar.min.css" rel="stylesheet"
media="screen">
<link href="vendor/switchery/switchery.min.css" rel="stylesheet" media="screen">
<link rel="stylesheet" href="assets/css/styles.css">
<link rel="stylesheet" href="assets/css/plugins.css">
<link rel="stylesheet" href="assets/css/themes/theme-1.css" id="skin_color" />
</head>
<body class="login">
<div class="row">
<div class="main-login col-xs-10 col-xs-offset-1 col-sm-8 col-sm-offset-2 col-md-4 col-md-
offset-4">
<div class="logo margin-top-30">
<h2>HMS | Patient Login</h2>
</div>

<div class="box-login">
<form class="form-login" method="post">
<fieldset>
<legend>
Sign in to your account
</legend>
<p>
Please enter your name and password to log in.<br />
<span style="color:red;"><?php echo $_SESSION['errmsg']; ?><?php echo
$_SESSION['errmsg']="";?></span>
</p>
<div class="form-group">
<span class="input-icon">
<input type="text" class="form-control" name="username" placeholder="Username">
<i class="fa fa-user"></i> </span>
</div>
<div class="form-group form-actions">
<span class="input-icon">
<input type="password" class="form-control password" name="password"
placeholder="Password">

```



```
<i class="fa fa-lock"></i>
</span>
</div>
<div class="form-actions">

<button type="submit" class="btn btn-primary pull-right" name="submit">
Login <i class="fa fa-arrow-circle-right"></i>
</button>
</div>
<div class="new-account">
Don't have an account yet?
<a href="registration.php">
Create an account
</a>
</div>
</fieldset>
</form>

<div class="copyright">
&copy; <span class="current-year"></span><span class="text-bold text-uppercase">
HMS</span>. <span>All rights reserved</span>
</div>

</div>

</div>
</div>
<script src="vendor/jquery/jquery.min.js"></script>
<script src="vendor/bootstrap/js/bootstrap.min.js"></script>
<script src="vendor/modernizr/modernizr.js"></script>
<script src="vendor/jquery-cookie/jquery.cookie.js"></script>
<script src="vendor/perfect-scrollbar/perfect-scrollbar.min.js"></script>
<script src="vendor/switchery/switchery.min.js"></script>
<script src="vendor/jquery-validation/jquery.validate.min.js"></script>

<script src="assets/js/main.js"></script>

<script src="assets/js/login.js"></script>
<script>
jQuery(document).ready(function() {
Main.init();
Login.init();
});
</script>

</body>
<!-- end: BODY -->
</html>
```

CONCLUSION & FUTURE SCOPE

CONCLUSION

Healthcare Management System is a web based application developed to help patients and doctors by providing an easier way to interact with each other.

The whole systems activities are divided into three major parts like patients, doctors, and admin. Each one has their own role to perform and system respond accordingly. Several agents have been created using web services. Ontologies in form of xml are used for storing information. Different ontologies have been created for different purpose. For implementing the system technologies like Jsp, Html, Css, Servlets, Mysql are used. This system ensures safety and security of information stored in it. Overall By using our “HEALTHCARE MANAGEMENT SYSTEM” a web based application existing problem will be resolved with a higher efficiency rate with the help of online appointment and information regarding nearest hospital, doctors in their locality and also info about specialized disease is easily available.

FUTURE SCOPE OF PROJECT

There are also few features which can be integrated with this system to make it more flexible. Below list shows the future points to be consider.

- Directly getting the images for CT Scan or X-Rays from connected device
- Mapped with Insurance Companies for claim processing
- Billing of patients
- Blood Bank Information Management
- Producing ECG using connected device
- Video Conferencing facility for remote areas for treatments
- Hangout for different doctors and patients at different locations

BIBILOGRAPHY:-

WWW.ACADEMIA.EDU

WWW.SLIDESHARE.NET

WWW.CODEPROJECTS.ORG

WWW.WESCHOOL.COM

THE COMPLETE REFERENCE PHP-BOOK

WWW.STUDYTONIGHT.COM