



(Established under Galgotias University Uttar Pradesh Act No. 14 of 2011)

## **My Chaperon**

A Report for the Evaluation 3 of Project 2

*Submitted by*

**NAMAN KAPOOR**

**Enrolment No: 1613101425**

**Admission No: 16SCSE101005**

*in partial fulfillment for the award of the degree  
of*

**B.tech.**

**IN**

**Computer Science**

**SCHOOL OF COMPUTER SCIENCE ENGINEERING**

**Under the Supervision of**

**Mr. TAPAS KUMAR**

**JAN-MAY,2020**

\*\*\*\*\*

# CONTENTS.....

1. Abstract .....	01
2. Introduction.....	02
3. Existing System.....	02
4. Proposed System.....	02
5. Implementation.....	05
6. Architectural diagrams.....	12
7. Conclusion.....	15
8. References.....	

\*\*\*\*\*

## **Abstract.....**

*The idea behind this app is to provide bodyguards for anyone who feels unsafe. The personal bodyguards will be available for individuals as well as companies. Those who don't feel safe, especially when going somewhere uncertain or when carrying valuables, can log on and send requests.*

These bodyguards are actually former military personnel and to qualify for the app, they are required to present their ID cards and military discharge certificates or permits. They have also been required to take manners and etiquette training classes, and must wear a uniform at work. This application is an effective way to upgrade India's security sector via the internet and it creates more jobs at the same time. This app mainly concerns about womensafety, prevent rapes and crimes, upgrade India's security sector via the internet and create more jobs at same time.

Apparently a lots of bodyguards are ex-military and can perform services that range from transporting valuables to administering emergency first aid and at a reasonable price

# Introduction.....

According to the report all of the bodyguards will be screened and will need to present their military discharge records in order to be able to eligible to join the app.

Obviously, the main purpose of the app is not to help people look like they're keeping up with, but rather for instances where an individual will need protection such as carrying valuables, taking cash to the bank, or general situations where they may feel unsafe.

The creator explains that bodyguards would work in compliance with the law, with their main objective to be personal safety. Bodyguards are responsible for customers' safety. If there is a dispute or fight, they need to cooperate with police instead of escalating the fight. They are not there to provoke or fight.

**This article is the English translation of the article in French published on the AEF agency website on March 15th 2016 and written by Gabriel Thierry:**

"A new application allowing direct communication between private customers and bodyguards is currently under beta testing in Paris, Lyon, Marseilles and Cannes," announces Mr. Patrick Senior, the CEO of this new company called GettGuard. "More than 700 agents are currently listed in this platform that should be launched in summer 2016 along with a progressive roll-out in several European capitals" adds Patrick Senior. The app- "A first in France and in Europe" according to Patrick Senior will allow booking and ordering a private security agent in "a few clicks". "This service complies with all legal and quality requirements" he adds. "The agents listed in the platform, whether they are our employees or other security companies' employees will need to provide the platform, documents such as their professional license, as if they were applying for an employment contract.

Opening up the market to private customers  
"The platform will shorten the processes of choosing, booking, ordering and paying a security agent or bodyguard and will allow fulfillment of the ever growing demand for security personnel in the aftermath of last November attacks" added GettGuard. The company will generate profits by charging a commission on each order.

# Existing System.....

There are many reasons why an executive or VIP would choose personal security. Executives could be in charge of large companies that are worth millions or more, leaving them to be a high-valued target for robbery, assault, and more. There could be threats made against executives and even bribery and blackmail from a member of the public or disgruntled employees. When it comes to other VIPs, they do not need necessarily need to be a famous Hollywood star, but public figures who may have made a name for themselves in other ways. VIPs can also be prone to incidents also like robbery or even kidnap and ransom due to wealth or influence. While these things won't necessarily happen, it is always a good idea to stay safe with the use of a bodyguard, especially when out in public.

The use of bodyguards with executives and VIPs is on the rise due to their many benefits, with the first one being obvious that they can help defend against physical harm. A bodyguard should be well trained in defense and know how to handle a possible attack. Should an incident take place, the bodyguard will know how to handle the situation effectively as they have gone through extensive training on how to deal with all sorts of situations. They are also trained to know what to look and listening for in the immediate surroundings. Even the body language and behavior of others are details a bodyguard is mindful of. A bodyguard will be able to assess an area to be aware of potential dangers before an incident occurs, even doing some research ahead of time to become aware of new areas and what the safest routes to take are. They may even be able to provide a driving service, acting as a chauffeur to bring you safely to your destination while staying aware of any possible dangers. They could also follow your car to make sure you are not followed by anyone else. In addition, a bodyguard can go to a place ahead of time to check out the route, the area, all entrances, and stand and wait for the client to show up to escort them in.

An executive of VIP bodyguard can also check for potential vulnerability in the home and/or transportation, even transportation routes, adding extra reinforcement or making changes where needed. They can give helpful advice on how to stay safe and what to do in the event of a dangerous situation. Finally, a bodyguard presence can act as a deterrent against potential dangers. When a bodyguard is seen, it may put people off from trying anything against highly trained personal security. Of course, some people may prefer their bodyguards in plain clothing.

Because of these reasons, a bodyguard should be more than just personal security, but as a confidant who you should be able to speak to freely without worrying when information will get to. They will have the strictest of confidentiality agreements and will never indulge any detail

about the client. Bodyguards will know when it is necessary to involve police and their keen eye for detail will be able to provide them with essential information that you may not have even noticed.

As you can see, you don't need to be a celebrity to enjoy the benefits of having personal security. The police are a great resource, but they cannot patrol specific areas all the time. Even families in affluent areas are taking on bodyguards to patrol neighborhoods, especially after a crime, to ensure it does not happen again. A bodyguard takes the time to get to know you, your needs, your habits, and assess your vulnerabilities at home, whilst out, and at work. If you are considering a bodyguard for hire, know that your safety is their job. You don't need to be stressed out when it comes to you and your family's personal security. It is a sad reality that our world is not as safe as it once was. Hiring a bodyguard will give an extra layer of protection, being the extra eyes and ears to the area around you and your family to give peace of mind when out and about.

# Proposed System.....

The use of bodyguards with executives and VIPs is on the rise due to their many benefits, with the first one being obvious that they can help defend against physical harm. A bodyguard should be well trained in defense and know how to handle a possible attack. Should an incident take place, the bodyguard will know how to handle the situation effectively as they have gone through extensive training on how to deal with all sorts of situations. They are also trained to know what to look and listening for in the immediate surroundings. Even the body language and behavior of others are details a bodyguard is mindful of. A bodyguard will be able to assess an area to be aware of potential dangers before an incident occurs, even doing some research ahead of time to become aware of new areas and what the safest routes to take are.

They may even be able to provide a driving service, acting as a chauffeur to bring you safely to your destination while staying aware of any possible dangers. In addition, a bodyguard can go to a place ahead of time to check out the route, the area, all entrances, and stand and wait for the client to show up to escort them in.

Bodyguard can also check for potential vulnerability in the home and/or transportation, even transportation routes, adding extra reinforcement or making changes where needed. They can give helpful advice on how to stay safe and what to do in the event of a dangerous situation. Finally, a bodyguard presence can act as a deterrent against potential dangers. When a bodyguard is seen, it may put people off from trying anything against highly trained personal security. Of course, some people may prefer their bodyguards in plain clothing.

There are many reasons why an executive or VIP would choose personal security services. Executives could be in charge of large companies that are worth millions or more, leaving them to be a high-valued target for robbery, assault, and more. There could be threats made against executives and even bribery and blackmail from a member of the public or disgruntled employees. When it comes to other VIPs, they do not need necessarily need to be a famous Hollywood star, but public figures who may have made a name for themselves in other ways. VIPs can also be

prone to incidents also like robbery or even kidnap and ransom due to wealth or influence. While these things won't necessarily happen, it is always a good idea to stay safe with the use of a bodyguard, especially when out in public.

Because of these reasons, a bodyguard should be more than just personal security, but as a confidant who you should be able to speak to freely without worrying when information will get to. They will have the strictest of confidentiality agreements and will never indulge any detail about the client. Bodyguards will know when it is necessary to involve police and their keen eye for detail will be able to provide them with essential information that you may not have even noticed

### **Executive Protection**

Bodyguards provide close protection and advise clients of any potential security threats present. We have the proper training and certifications to provide the level of protection necessary in these situations. Also, most security personnel has several years of operational experience in other, similar assignments.

### **Security Driver**

In addition to protection for a client's person, we provide security drivers. This ensures that each client can be safely transported where they need to go.

### **Security, Protection, and Peace of Mind**

Each of our protection professionals is experts in advanced planning and logistics, emergency response, crisis management and threat assessment. Statistics have proven that the majority of security issues that involve high-profile people occur while the individuals are on the go.

### **Executive Protection You can Count On**

It is easy to choose the first executive protection service you come across, but that isn't going to provide you with the highest level of protection. We ensure each member of our security staff has the training, knowledge, skill



and know-how to handle the potential risks that are associated with this type of security detail. Our top goal is your safety and peace of mind.

If you want to avoid living in fear and enjoy your life to the fullest, then it may be a wise decision to call us. We will take the time to customize a strategy that meets your unique needs and concerns, ensuring you have peace of mind that you are protected at all times.

Each of our security professionals has the experience, training, and ability to protect you at every turn, regardless of what or how serious the threat against you may be.

### **SKILLED AND EXPERIENCED BODYGUARDS FOR HIRE**

Each member of executive security team is highly skilled and experienced in their field. With a long list of happy clients who have put their faith in our experts and an ongoing dedication to the safety of clients, you can be sure that we have your wellbeing as our first, and only, priority. We have been providing our expertise for a long time and we know what makes the industry tick.

# Implementation.....

```
//import java.io.IOException;
//import java.util.concurrent.atomic.AtomicInteger;
//
//import android.app.Activity;
//import android.content.Context;
//import android.content.SharedPreferences;
//import android.content.pm.PackageInfo;
//import android.content.pm.PackageManager.NameNotFoundException;
//import android.os.AsyncTask;
//import android.os.Bundle;
//import android.util.Log;
//import android.view.Menu;
//import android.view.View;
//import android.widget.TextView;
//
//import com.google.android.gms.common.ConnectionResult;
//import com.google.android.gms.common.GooglePlayServicesUtil;
//import com.google.android.gms.gcm.GoogleCloudMessaging;
//
//public class BodyGuardActivity extends Activity {
// public static final String EXTRA_MESSAGE = "message";
// public static final String PROPERTY_REG_ID = "registration_id";
// private static final String PROPERTY_APP_VERSION = "appVersion";
// private final static int PLAY_SERVICES_RESOLUTION_REQUEST = 9000;
//
// /**
```

```
// * Substitute you own sender ID here. This is the project number you got
```

```

// * from the API Console, as described in "Getting Started."
// */
// String    SENDER_ID    = "1049791365253";
//
// /**
// * Tag used on log messages.
// */
// static final String TAG = "GCMDemo";
//
// TextView mDisplay;
// GoogleCloudMessaging gcm;
// AtomicInteger msgId = new AtomicInteger();
// SharedPreferences prefs;
// Context context;
//
// String regid;
//
// @Override
// protected void onCreate(Bundle savedInstanceState) {
//     super.onCreate(savedInstanceState);
//     setContentView(R.layout.activity_main);
//
//     // setContentView(R.layout.main);
//     // mDisplay = (TextView) findViewById(R.id.display);
//
//     context = getApplicationContext();
//
//     if (checkPlayServices()) {
//         gcm = GoogleCloudMessaging.getInstance(this);
//         regid = getRegistrationId(context);

```

```
//  
// // storeRegistrationId(context, regid);  
// if (regid.isEmpty()) {  
//     registerInBackground();  
// }  
// } else {  
//     Log.i(TAG, "No valid Google Play Services APK found.");  
// }  
//  
// }  
//  
// private String getRegistrationId(Context context) {  
//     final SharedPreferences prefs = getGCMPreferences(context);  
//     String registrationId = prefs.getString(PROPERTY_REG_ID, "");  
//     ;  
//     if (registrationId.isEmpty()) {  
//         Log.i(TAG, "Registration not found.");  
//         return "";  
//     }  
//     // Check if app was updated; if so, it must clear the registration ID  
//     // since the existing regID is not guaranteed to work with the new  
//     // app version.  
//     int registeredVersion = prefs.getInt(PROPERTY_APP_VERSION, Integer.MIN_VALUE);  
//     int currentVersion = getAppVersion(context);  
//     if (registeredVersion != currentVersion) {  
//         Log.i(TAG, "App version changed.");  
//         return "";  
//     }  
//     return registrationId;  
// }
```

```

//
// private SharedPreferences getGCMPreferences(Context context) {
// // This sample app persists the registration ID in shared preferences,
// // but
// // how you store the regID in your app is up to you.
// return getSharedPreferences(BodyGuardActivity.class.getSimpleName(), Context.MODE_PRIVATE);
// }
//
// private static int getAppVersion(Context context) {
// try {
//     PackageInfo packageInfo = context.getPackageManager().getPackageInfo(context.getPackageName(), 0);
//     return packageInfo.versionCode;
// } catch (NameNotFoundException e) {
//     // should never happen
//     throw new RuntimeException("Could not get package name: " + e);
// }
// }
//
// @SuppressWarnings({ "unused", "unchecked", "rawtypes" })
//
// private void sendRegistrationIdToBackend() {
// // Your implementation here.
// }
//
// private void storeRegistrationId(Context context, String regId) {
//     final SharedPreferences prefs = getGCMPreferences(context);
//     int appVersion = getAppVersion(context);
//     Log.i(TAG, "Saving regId on app version " + appVersion);

```

```

// SharedPreferences.Editor editor = prefs.edit();
// editor.putString(PROPERTY_REG_ID, regId);
// editor.putInt(PROPERTY_APP_VERSION, appVersion);
// editor.commit();
// }
//
// @Override
// public boolean onCreateOptionsMenu(Menu menu) {
// // Inflate the menu; this adds items to the action bar if it is present.
// getMenuInflater().inflate(R.menu.main, menu);
// return true;
// }
//
// @Override
// protected void onResume() {
// super.onResume();
// // checkPlayServices();
// }
//
// private boolean checkPlayServices() {
// int resultCode = GooglePlayServicesUtil.isGooglePlayServicesAvailable(this);
// if (resultCode != ConnectionResult.SUCCESS) {
// if (GooglePlayServicesUtil.isUserRecoverableError(resultCode)) {
// GooglePlayServicesUtil.getErrorDialog(resultCode, this, PLAY_SERVICES_RESOLUTION_RE
QUEST).show();
// } else {
// Log.i(TAG, "This device is not supported.");
// finish();
// }
// return false;

```

```

// }
// return true;
// }
//
// @SuppressWarnings({ "rawtypes", "unchecked" })
// public void onClick(final View view) {
// if (view == findViewById(R.id.action_settings)) {
// new AsyncTask() {
// @SuppressWarnings("unused")
// protected String doInBackground(Void... params) {
// String msg = "";
// try {
// Bundle data = new Bundle();
// data.putString("my_message", "Hello World");
// data.putString("my_action", "com.google.android.gcm.demo.app.ECHO_NOW");
// String id = Integer.toString(msgId.incrementAndGet());
// gcm.send(SENDER_ID + "@gcm.googleapis.com", id, data);
// msg = "Sent message";
// } catch (IOException ex) {
// msg = "Error :" + ex.getMessage();
// }
// return msg;
// }
//
// protected void onPostExecute(String msg) {
// mDisplay.append(msg + "\n");
// }
// @Override
// protected Object doInBackground(Object... params) {
// // TODO Auto-generated method stub

```


```
//     return null;
//   }
//   }.execute(null, null, null);
//   } else if (view == findViewById(R.id.action_settings)) {
//     mDisplay.setText("");
//   }
// }
// }
// }
```

**Architectural Diagrams.....**



# STEP BY STEP GRAPHICAL FLOW

## USER APPLICATION



## LOADING SCREEN

User Application Splash Screen with App's Logo and the Application's ID Number. User logs with your App name with above flow.

Security Guard Application Splash Screen with App's Logo and the Application's ID Number. User logs with your App name with above flow.

## SECURITY GUARD APPLICATION

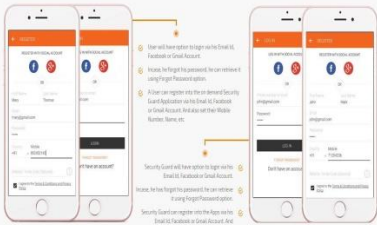


## INTRODUCTION SCREEN



- If your App has more than 1 Language and more than 1 Currency, then the User will see Language and Currency selection option here on the application Introduction Screen. Please note that you will get 1 Language free with English Language and 1 Currency free with USD currency.
- User will also see options for Sign-In and Sign-Up here.

## LOGIN & REGISTRATION



- User will have option to login via Email, Facebook or Gmail Account.
- Users can login to account from mobile & long for get Password option.
- After an login into the app, Security Guard Application will show the User's Profile, Name, etc.
- Security Guard will have option to login with Email ID, Facebook or Gmail Account.
- User can login to account from an website & long for get Password option.
- Security Guard can login into the App with Email ID, Facebook or Gmail Account, and also can login from their Mobile Number, Name, etc.

## ACCOUNT VERIFICATION



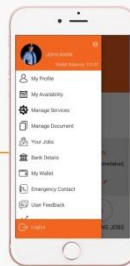
- User & Security Guard will need to verify their Mobile Number via OTP received via SMS.
- And also verify the email account via verification link sent to User's email account. This step is set to avoid fake registrations & spamming's.

## APPLICATION MENU



A quick & user-friendly way to access all features of the User App. Profile Photo & Wallet Balance will show on top along with settings icon.

A Security Guard can manage the services he provides, like Availability, like, Book details, Document etc. through the Application in a user-friendly way. Security Guard can also see his wallet Balance on top along with settings icon.



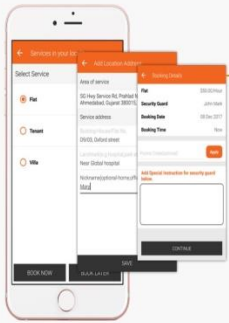
## CHOOSE THE SERVICE YOU WANT



User selects the Service needed and the location where the service is needed.

- User selects Security Guard service he wants like Personal Security, Commercial Security, Residential Security, etc.
- These Categories & Subcategories are manageable from Admin.
- Choose your location from your Favorites, Addresses or enter the new Address.

## BOOK A SECURITY GUARD



User need to select the Subcategory, what service needed in selected Category and if there are any special instructions.

- These Categories & Subcategories are manageable from Admin
- User will then need to select the service they want in selected category (Like Flat, Turret, Villa etc.)
- Once User has selected the category/subcategory, he can add special instructions for Security Guard and can also enter coupon code if any
- User can book the Security Guard for now or some later time.

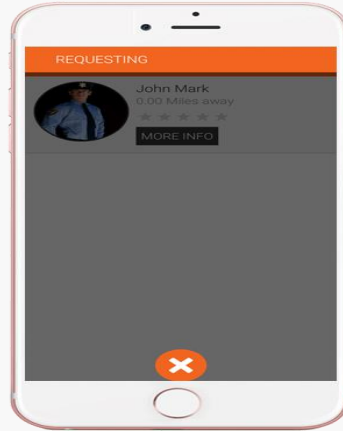
Security Guard get online, sets his availability & starts accepting Requests from Users.

- Security Guard will become online on the application to accept the Job Requests. Once he is online, the System will be able to send him Job Requests made by the Users in his range.
- Security Guard can see his Pending Jobs and Upcoming jobs.
- Security Guard can set the work area range.
- Security Guard can set his availability day-wise. He can set available time slot for each week day.

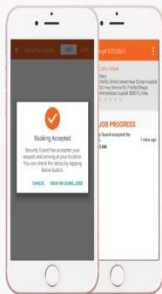


Choose your Payment mode and Security Guard.

- User selects his Payment mode as Cash or Online Payment.
- Based on selected details, nearby available Security Guard will be displayed in Map view and list view.
- User can select any Security Guard & can see his Profile details and can send request.



## JOB REQUEST ACCEPTED

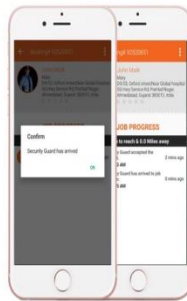


- As soon as the Security Guard accepts the job request, the job will be added to ongoing jobs.
- User can see the status of ongoing job anytime.

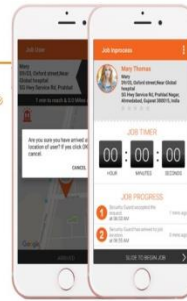


- Security Guard can track the job location in Map.
- Security Guard can give on-call, Manage or cancel the job, He can also see special instructions if any.

## SECURITY GUARD REACHES THE JOB LOCATION

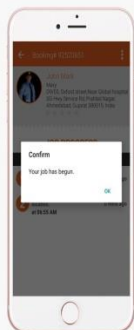


- Security Guard will mark job status as 'Arrived' once he has arrived at job location and Slide the button to start the job once he is ready to start the job.



- User will get a notification saying that Security Guard has reached to job location.

## JOB STARTED

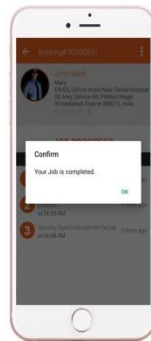


- User will receive a notification that the job has begun and in progress.

Security Guard & User both can track the job progress.

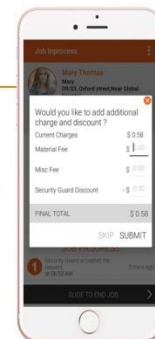


## JOB COMPLETED



- Once the job has completed, the Security Guard will Slide the button to end the job. Security Guard can add the additional charges if any.

Upon this, the User will see in-app notification that the job is completed.



## INVOICE SUMMARY



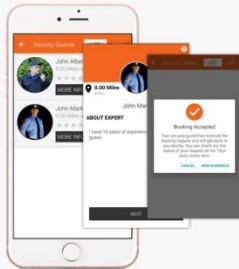
- Once the job is completed, the invoice summary will be displayed on the Security Guard screen.
- And upon clicking on "Collect Payment" button, the money will be AUTO deducted from the Credit Card of the User. In case the User choose to pay by cash, he will hand over cash to the Guard. The User & Security Guard can also rate the each other.

## HOW THE BOOK LATER OPTION WORKS



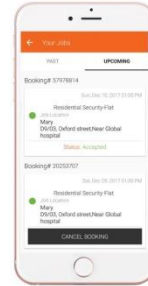
- User can select job location and date & time when he wants the job to be done.

Security-Guard can also set his availability from his app.



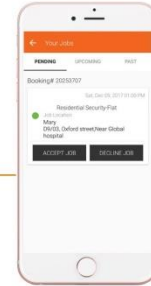
### Select best Security Guard in your area.

- If any Security Guard who has set his availability in the time slot selected by the User, then list of those Security Guard will be displayed.
- The job request will be sent to selected Security Guard. User can see the Status (Request is accepted by Security Guard or not of his job in "My Job" section).



- Here User can see the status of his upcoming job whether its accepted by selected Security Guard or not.

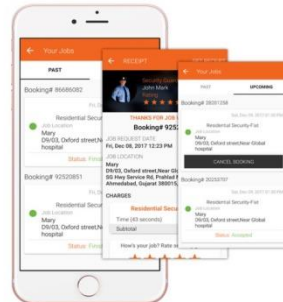
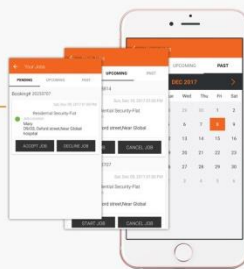
A Security Guard can see the pending jobs and can accept or decline any job request. As soon as Guard accepts or rejects the job, an email and SMS will be sent to User.



## JOB HISTORY

### Security Guard manages his Pending, Upcoming and Past Jobs.

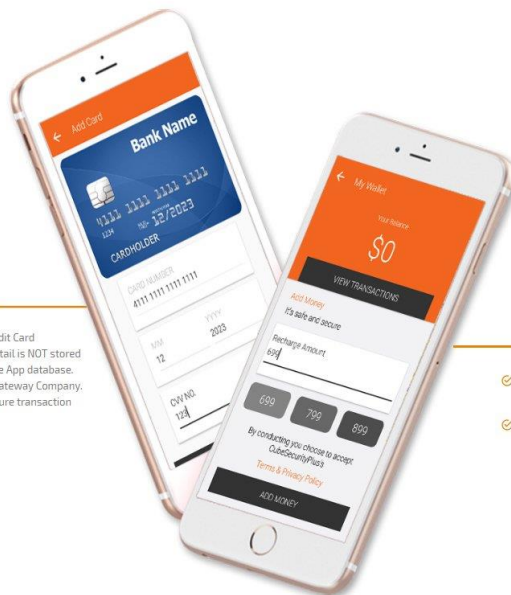
- Security Guard can manage pending jobs by accepting it or declining.
- Security Guard can manage Upcoming jobs and start job or can cancel it before it starts.
- Security Guard can view his Job history date wise.



### View Past and Upcoming Jobs.

- User can view Past Jobs and its Invoice details.
- User can view status of Upcoming Jobs (whether its accepted by Guard or declined). If its declined by the Security Guard then User can rebook the Job for some other Security Guards.

## PAYMENT OPTIONS



- User & Security-Guard can manage their Credit Card information through this screen. The card detail is NOT stored in the on demand security guard App or in the App database. It's stored in the safe vault of the Payment Gateway Company. We just call the card using token and the secure transaction happens on the App.

- User & Security Guard can top up their wallet too. User can pay through wallet for the Job done.

- Commission of Cash Job gets deducted from Security Guard Wallet.

## • **Conclusion.....**

From the above it is concluded that,there has been a number of incidents from violent acts, to celebrity robberies in recent years that are good examples of why one should always be proactive about safety. The biggest mistake that a person can make is to think that the world is a safe place.

Hiring a personal Bodyguard is what many dignitaries, celebrities, and wealthy individuals have found as a solution. Also known as close protection operatives, they have been around ever since people started accumulating wealth and fame.

If you are looking to hire your first bodyguard during any trip/travel, if you need extra protection on a trip, or if you are looking for someone to look after your valuable assets while you are travelling– the above research will help you navigate making your next security decision. Allowing you to find the right person and make the right choice when it comes to safety.

# References.....

1. ^ [Jump up to:<sup>a b c d</sup> 10 Personal Safety Apps to Keep You Protected | SnappTips](#)
2. ^ ["Panic button, GPS compulsory in all mobiles: But will it really help with safety?". The Indian Express. 2016-04-26. Retrieved 2018-05-27.](#)
3. ^ ["PikMe | Making Cities Smarter, Safer and Accessible". PikMe - Safety, Logistics, Marketplace. Retrieved 2019-09-25.](#)
4. ^ [Is safety for women really just a click away?](#)

