



CONNECT GLOBE PROJECT

A Project Report of Capstone Project - 2

Submitted by

GARIMA YADAV

(16SCSE112049 / 1613112019)

in partial fulfillment for the award of the degree of

Bachelor of Technology

IN

Computer Science and Engineering

SCHOOL OF COMPUTING SCIENCE AND ENGINEERING

Under the Supervision of

Mr. A.ARULPRAKASH

Assistant Professor

APRIL / MAY- 2020



SCHOOL OF COMPUTING AND SCIENCE AND ENGINEERING

BONAFIDE CERTIFICATE

Certified that is project report “**CONNECT GLOBE PROJECT**”
Is the bonafide work of “**GARIMA YADAV (1613112019)**” who carried out the
project work under my supervision.

SIGNATURE OF HEAD

Professor & Dean,

**School of Computing Science &
Engineering**

SIGNATURE OF SUPERVISOR

Mr. A.ARULPRAKASH

Assistant Professor

School of Computing Science & Engineering

TABLE OF CONTENTS

<u>CHAPTER NO</u>	<u>TITLE</u>	<u>PAGE NO</u>
1.	ABSTRACT	4
	LIST OF FIGURES	5
2.	INTRODUCTION	6
	2.1 PURPOSE	6
	2.2 SCOPE OF THE SYSTEM	7
	2.3 PROBLEM DEFINITION	7
3.	SYSTEM ANALYSIS	8
	3.1 REQUIREMENT ANALYSIS	8
	3.2 HARDWARE AND SOFTWARE REQUIREMENTS	9
	3.3 FEASIBILITY ANALYSIS	9
4	PROPOSED SYSTEM	11
	4.1 EXISTING SYSTEM	11
	4.2 PROPOSED SYSTEM	11
5	LITERATURE SURVEY	12
6	IMPLEMENTATION AND ARCHITECTURE	13
	6.1 CLASS DIAGRAM	38
	6.2 OBJECT DIAGRAM	38
	6.3 USE CASE DIAGRAM	39
	6.4 SEQUENTIAL DIAGRAM	39
	6.5 ACTIVITY DIAGRAM	40
	6.6 DEPLOYMENT DIAGRAM	40
	6.7 STATE CHART DIAGRAM	40
7	CONCLUSION	41
8	REFERENCE	42

ABSTRACT

The main goal of the Connect Globe project is to provide a universal platform on which ordinary people can share experiences, information and obstacles around the world, and people can consult and debate on any topic created only by registered users. For more information about users, you can provide valuable suggestions for any topic and report. Both administrators and ordinary people can use this application.

After logging in, the administrator can create and publish any discussion topics or reports. Administrators can also control the release and process of reports. Administrators can also view the history of old comments and post their own topic comments. Ordinary users can view the report after logging in, and can also share the report and post and view comments. You can use any type of object to create Connect Globe projects. You can choose from any type of IDE, including Eclipse, My eclipse and Net Bean or any other available software tools. Oracle 10g is used as a database for developing Connect globe projects, and as a server, Apache tomcat, Web Sphere, Glassfish, etc. The back-end tools required for the Connect Globe project are JDBC, JSP and JAVA, and the back-end key is Oracle software.

After importing the file into the IDE, the entire table associated with the program will be automatically created.

List of Figures

Figure 1.1	38
Figure 1.2	38
Figure 1.3	39
Figure 1.4	39
Figure 1.5	40
Figure 1.6	40
Figure 1.7	40

INTRODUCTION

2.1 PURPOSE

Fast and efficient information processing is essential to our highly developed social technology. Because computers have the ability to analyze information and retain and update information, they can help government departments, public services, and commercial organizations deal with the increasing amount or burden of the information. And because of its versatility, it is reproduced in various ways, which may also cause problems due to information explosion to some extent.

CONNECT GLOBE is effective in all areas of our lives. Through the automation of the system, information about available personnel and old records can be easily generated.

It provides a common platform to share the experience, information and harassment of ordinary people around the world, and people can discuss any topic created only by registered users.

User of the system

- Admin
- Common People

CONNECT GLOBE MODULE

- **Management module:** The management module grants exclusive rights to administrators to publish specific topics or reports that will be discussed after a successful login. Security measures are also the top priority of this module, and important confidential user data is properly protected. Administrators can also control the publication and reporting process. The management module also has the right to view and modify the old comment history, delete inappropriate comments, and post your own comments on the topic.
- **User Module:** This module allows users to log in to the system and view the required publications or reports. Users can share posts or reports, post anything, and view other people 's comments.

2.2 .SCOPE OF THE SYSTEM

The scope of the system is as follows:

- Provide a public platform for sharing the experience, information and common harassment of people around the world, where people can debate on any topic created only by registered users.
- In addition, he / she can provide advice on any subject or report. The system provides the system with a common user interface for logging into the system.
- This application is a web-based application.
- As a web-based application, it does not require any client installation.
- Any number of users can interact with the system at the same time.

2.3 PROBLEM DEFENATION

The system is an online application that can access the entire organization, universities, and external towns with proper login names, which will provide better services for towns.

Advantage and disadvantage of the system:

There are following advantage and disadvantage of the System:

- This system provides the system with a common user interface for logging into the system.
- This application is a web-based application.
- As a web-based application, it does not require any client installation.
- Any number of users can interact with the system at the same time.

SYSTEM ANALYSIS

3.1 REQUIREMENT ANALYSIS

Functional requirement:

A. Admin

1. After logging in, you can create and publish topics to be discussed and reported separately!
2. You can delete any report that appears to be abusive.
3. You can view all the reports and topics to be discussed, and you can also search the reports of each police station.
4. You can help any report to continue and pass it to the media
5. You can view previously published comments and post comments on each report or topic.

B. Ordinary people

1. After logging in, you can view all reports published by others.
2. You can search the report of each police station.
3. You can view previously posted comments. And comment on each report or topic.

Non-functional requirements:

1. Secure access to confidential data (user details). SSL can be used.
2. Availability 24 x 7
3. Browser testing and support for IE, NN, Mozilla and Firefox
4. The report can be exported as .XLS, .PDF
5. Create detailed UML diagrams (components, sequences, classes) for the system and its subcomponents.

3.2 HARDWARE AND SOFTWARE REQUIREMENTS:

Software Requirements

1. You need to install an IDE Eclipse.
2. Oracle 10g database. Here, we are using **system** for the username and **oracle** for the password.
3. JDK
4. Eclipse
5. Net bean
6. notepad

Hardware Requirements

- Hard Disk – 2 GB
- RAM – 1 GB
- Processor – Dual Core or Above.
- Mouse.
- Keyboard.
- Monitor.
- Printer

3.3 FEASIBILITY ANALYSIS:

Operational Feasibility

The proposed project is only beneficial if it is converted into an information system that meets the organization's operational requirements.

Are there major obstacles in the implementation process?

The following are questions that help to evaluate the feasibility of project operations:

- Does user management have sufficient support for the project? If the current system is highly valued and the existing system is used to the extent that people cannot see the reason for the change, there may be resistance.
- Does the user accept the current business method?
- If this is not the case, users can accept changes that will bring more useful and operational systems.

- Has the user participated in the planning and development of the project?
- Early participation can reduce the chances of boycotting the system and overall, and increase the likelihood of successful projects.
- As the proposed system is to help reduce the difficulties encountered
- . Among the existing manual systems, the new system is considered to be operationally feasible.

Economic feasibility:

- Attempt two for economic feasibility weighed the relationship between the cost of developing and implementing the new system and the benefits of running the new system.
- This feasibility study provides senior managers with the economic principles of the new system.
- In this case, it is even more important to provide a simple economic analysis of actual costs and benefits.
- In addition, this proved to be a useful benchmark for comparing actual costs in progress. Automation may bring various intangible benefits.
- This may include increased customer satisfaction, improved product quality, better information decisions, simplified activities, higher operational accuracy, better document and record retention, and more resilience.
- Fast information and better staff morale.

Technical Feasibility

- Evaluating technical feasibility is the most difficult part of a feasibility study. This is because there is not much detailed system design at this time, so it is difficult to access issues such as performance, cost (due to the type of technology to be implemented).
- Factors to be considered when conducting technical analysis.
- In order to understand the different technologies involved in the proposed system before starting the project, we must be very clear about which technologies are needed for the development of the new system.
- Find out if the organization currently has the necessary technology. Can the organization use the required technology?

PROPOSED SYSTEM

4.1 EXISTING SYSTEM:

In recent years, there is no available platform or single platform where people can share their feelings, opinions, platforms, and discuss everything with others. The existing Connect Globe system requires a lot of effort and requires a platform so that people who can sit in their own home can discuss with anyone who only uses the Internet and PC connections.

4.2 PROPOSED SYSTEM:

The system proposed by Connect Globe is fully operational and can provide a platform for people who want to connect with others and discuss things. The system proposed by Connect Globe is highly automated and can bring benefits to people. People only need to publish all content, and they can connect with anyone around the world through this application.

- **TOOLS TO BE USED:**

- a. Use any IDE to develop the project. It may be My eclipse / Eclipse / Net beans.
- b. Oracle 10g for the database.
- c. Server: Apache Tomcat

- **FRONT END AND BACK END:**

- a) **Front End:** JSP, JDBC, Java-script, AJAX
- b) **Back End:** Oracle

LITERATURE SURVEY

After the function is developed but before it is sent to the client, software testing is usually performed by a group of independent testers.

This practice often leads to the use of the test phase as a project buffer to compensate for project delays.

Another approach is to start software testing at the same time as the project begins, which is a continuous process until the project ends.

Another common practice is to develop test suites during the technical support upgrade process.

These tests will remain in the regression test set to ensure that future software updates will not repeat any known errors.

Evaluating technical is the most difficult part of a feasibility study.

This is because there is not much detailed system design at this time, so it is difficult to access issues such as performance, cost due to the type of technology to be implemented.

Factor to be considered when conducting technical analysis.

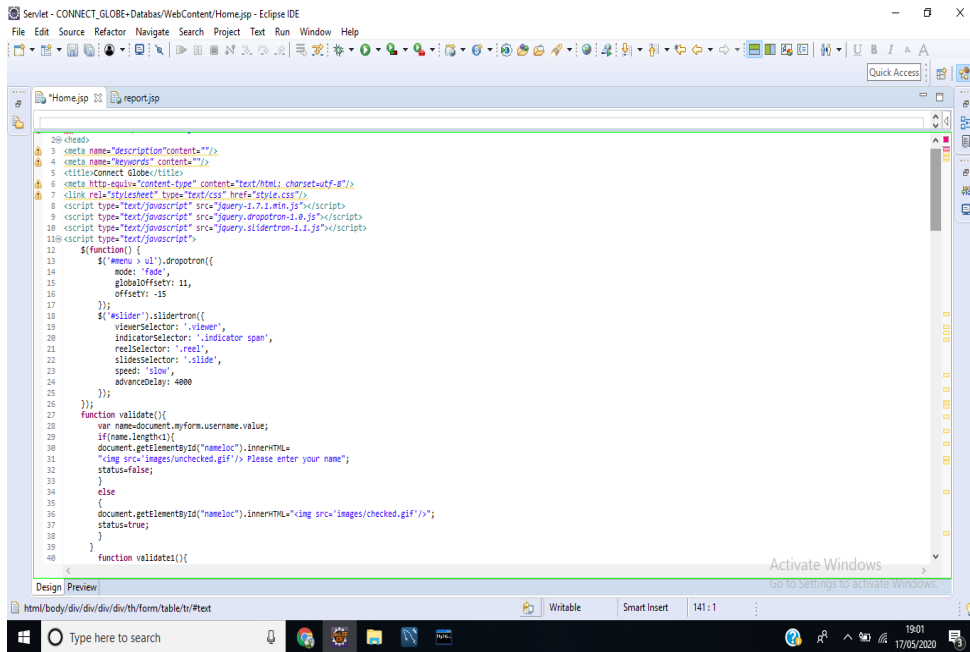
In order to understand the different technologies involved in the proposed system before starting the project.

we must be very clear about which technologies are needed for the development of the new system.

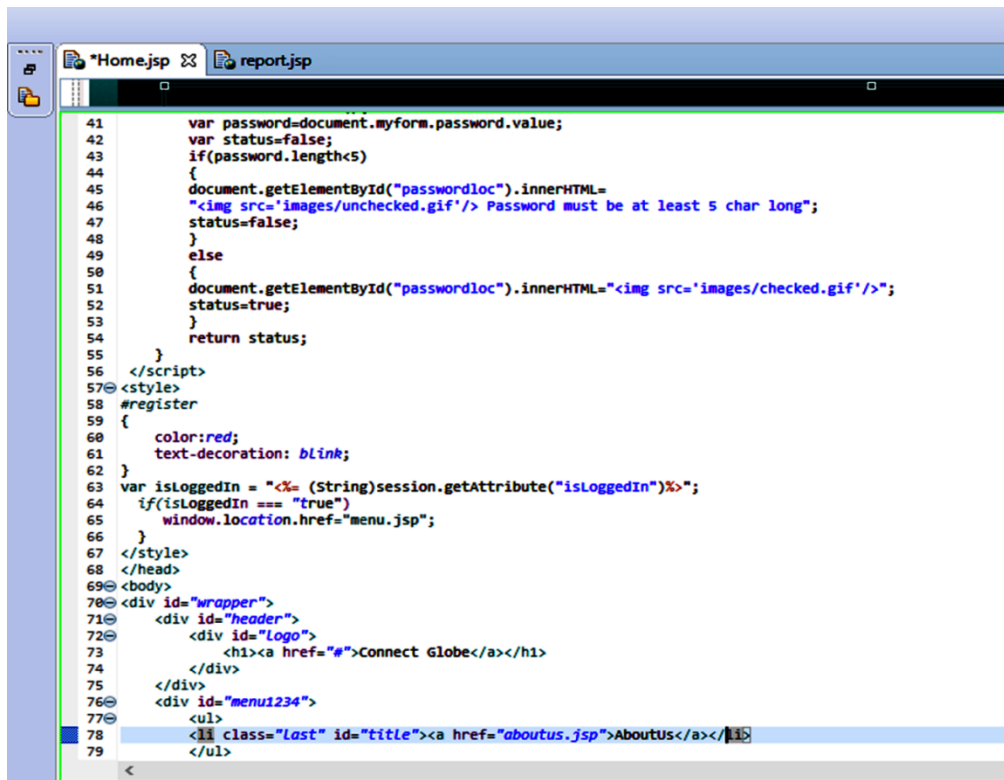
Find out if the organization currently has the necessary technology. Can the organization use the required technology?

IMPLEMENTATION AND ARCHITECTURE

1. FOR LOGIN DETAILS:



```
Servlet - CONNECT_GLOBE+Databases/WebContent/Home.jsp - Eclipse IDE
File Edit Source Refactor Navigate Search Project Text Run Window Help
report.jsp
20 <head>
21 <meta name="description" content="" />
22 <meta name="keywords" content="" />
23 <title>Connect globe</title>
24 <meta http-equiv="Content-Type" content="text/html; charset=utf-8" />
25 <link rel="stylesheet" type="text/css" href="style.css" />
26 <script type="text/javascript" src="jquery-1.7.1.min.js" />
27 <script type="text/javascript" src="jquery.dropotron-1.0.js" />
28 <script type="text/javascript" src="jquery.slidertron-1.1.js" />
29 <script type="text/javascript">
30     $(function() {
31         $('#menu > ul').dropotron({
32             mode: 'fade',
33             globalOffset: 11,
34             offset: -15
35         });
36         $('#slider').slidertron({
37             viewersSelector: '.viewer',
38             indicatorSelector: '.indicator span',
39             reelSelector: '.reel',
40             slidesSelector: '.slide',
41             speed: 'slow',
42             advanceDelay: 4000
43         });
44     });
45     function validate(){
46         var name=document.myform.username.value;
47         if(name.length<4){
48             document.getElementById("nameLoc").innerHTML=
49             "<img src='images/unchecked.gif' /> Please enter your name";
50             status=false;
51         }
52         else {
53             document.getElementById("nameLoc").innerHTML="<img src='images/checked.gif' />";
54             status=true;
55         }
56     }
57     function validateDate(){
58         var name=document.myform.username.value;
59         if(name.length<4){
60             document.getElementById("nameLoc").innerHTML=
61             "<img src='images/unchecked.gif' /> Please enter your name";
62             status=false;
63         }
64         else {
65             document.getElementById("nameLoc").innerHTML="<img src='images/checked.gif' />";
66             status=true;
67         }
68     }
69     function validateDate(){
70         var name=document.myform.username.value;
71         if(name.length<4){
72             document.getElementById("nameLoc").innerHTML=
73             "<img src='images/unchecked.gif' /> Please enter your name";
74             status=false;
75         }
76         else {
77             document.getElementById("nameLoc").innerHTML="<img src='images/checked.gif' />";
78             status=true;
79         }
80     }
81 }
82 </script>
83 </head>
84 <body>
85 <div id="wrapper">
86 <div id="header">
87 <div id="Logo">
88 <h1><a href="#">Connect Globe</a></h1>
89 </div>
90 <div id="menu1234">
91 <ul>
92 <li class="Last" id="title"><a href="aboutus.jsp">AboutUs</a></li>
93 </ul>
94 </div>
95 </div>
96 </body>
97 </html>
```



```
*Home.jsp report.jsp
41 var password=document.myform.password.value;
42 var status=false;
43 if(password.length<5)
44 {
45     document.getElementById("passwordloc").innerHTML=
46     "<img src='images/unchecked.gif' /> Password must be at least 5 char long";
47     status=false;
48 }
49 else
50 {
51     document.getElementById("passwordloc").innerHTML="<img src='images/checked.gif' />";
52     status=true;
53 }
54 return status;
55 }
56 </script>
57 <style>
58 #register
59 {
60     color:red;
61     text-decoration: blink;
62 }
63 var isLoggedIn = "<%= (String)session.getAttribute("isLoggedIn")%>";
64 if(isLoggedIn == "true")
65     window.location.href="menu.jsp";
66 }
67 </style>
68 </head>
69 <body>
70 <div id="wrapper">
71 <div id="header">
72 <div id="Logo">
73 <h1><a href="#">Connect Globe</a></h1>
74 </div>
75 <div id="menu1234">
76 <ul>
77 <li class="Last" id="title"><a href="aboutus.jsp">AboutUs</a></li>
78 </ul>
79 </div>
```

```

80 <br class="clearfix" />
81 </div>
820 <div id="slider">
830 <div class="viewer">
840 <div class="reel">
850 <div class="slide">
86 
87 </div>
880 <div class="slide">
89 
90 </div>
910 <div class="slide">
92 
93 </div>
94 </div>
95 </div>
960 <div class="indicator">
97 <span>1</span>
98 <span>2</span>
99 <span>3</span>
100 </div>
101 </div>
102 </div>
103
1040 <div id="page">
1050 <div id="content">
1060 <div class="box" style="margin:10px;">
107 <h2>Welcome Connect Globe</h2>
1080 <fieldset style="border:thin">
1090 <p style="margin-left:5px;"><marquee id="ctl00_rightContainer_1b1Panel2_panel2" scrollamount="1" scrolldelay="50" align="justify" direction="up" onmouseover="this.stop()">
110
111 <strong>Now You can Share Your Social Problem such as some kind of Harassment,Bribe matters</strong>.
112 Simply just Register Yourself and Do login After that click on Post Report Link as shown above.
113 And After selecting Your subject and location You can post Your matter Simply.This will be visible
114 to every visitors and our Supporters will try to proceed it further.
115 </p>
116 </marquee>
117 </fieldset>
118 </div>

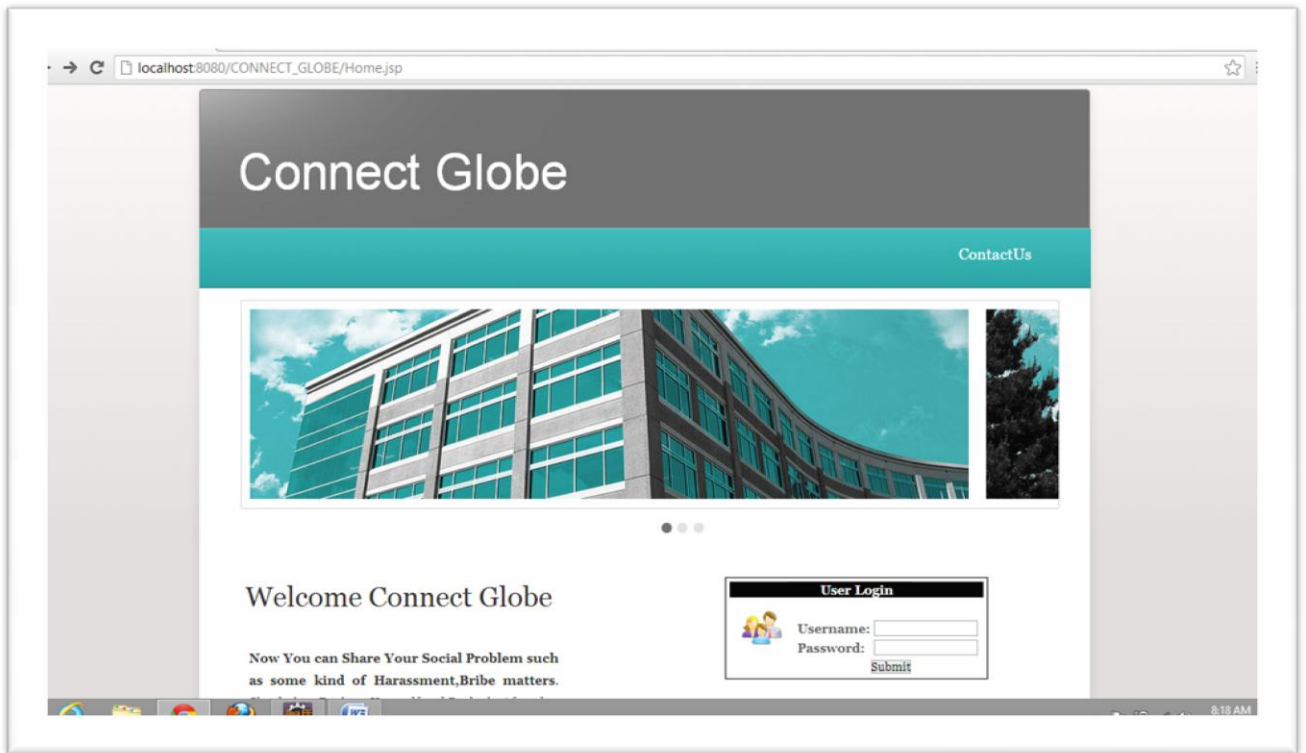
```

```

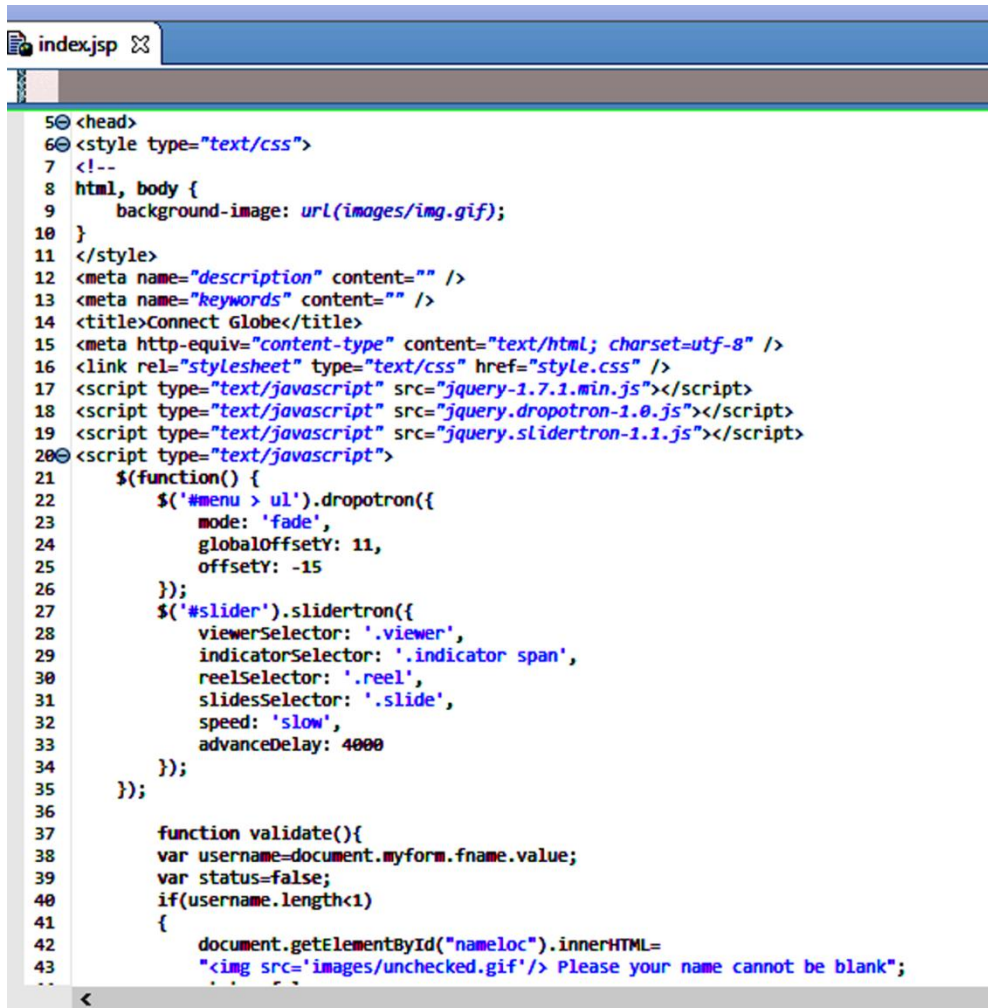
154 </tr>
155 </table>
156 </div>
157 </div>
158
159
160
1610 <div id="register">
162 Want to Create a New Account?<a href="index.jsp" style="color:blue;text-decoration;">Click Here </a>
163 </div>
164
165 <br class="clearfix" />
166 </div>
1670 <div id="page-bottom">
1680 <div id="page-bottom-content">
169 <h3>Connect Globe</h3>
1700 <p>
171 Now You can Share Your Social Problem such as some kind of Harassment,Bribe matters.
172 Simply just Register Yourself and Do login After that click on Post Report Link as shown above.
173 And After selecting Your subject and location YOU can post Your matter Simply.This will be visible
174 to every visitors and our Supporters will try to proceed it further.
175 </p>
176 </div>
1770 <div id="page-bottom-sidebar">
178 <h3>Social Media</h3>
1790 <ul class="list">
180 <li class="first"><a href="http://www.facebook.com">Facebook</a></li>
181 <li><a href="http://www.twitter.com">Twitter</a></li>
182 <li class="Last"><a href="http://www.youtube.com">You Tube</a></li>
183 </ul>
184 </div>
185 <br class="clearfix" />
186 </div>
187 </div>
1880 <div id="footer" style="color:red">
189 Copyright (c) 2015 Connectglobe.com. All rights reserved. Design by Garima Yadav.
190 </div>
191 </body>
192 </html>

```

Output.



2. To login through welcome page must be registered ,if you are registered then please login ,otherwise registered yourself as follow



```
50 <head>
60 <style type="text/css">
7 <!--
8 html, body {
9     background-image: url(images/img.gif);
10 }
11 </style>
12 <meta name="description" content="" />
13 <meta name="keywords" content="" />
14 <title>Connect Globe</title>
15 <meta http-equiv="content-type" content="text/html; charset=utf-8" />
16 <link rel="stylesheet" type="text/css" href="style.css" />
17 <script type="text/javascript" src="jquery-1.7.1.min.js"></script>
18 <script type="text/javascript" src="jquery.dropotron-1.0.js"></script>
19 <script type="text/javascript" src="jquery.slidertron-1.1.js"></script>
20 <script type="text/javascript">
21     $(function() {
22         $('#menu > ul').dropotron({
23             mode: 'fade',
24             globalOffsetY: 11,
25             offsetY: -15
26         });
27         $('#slider').slidertron({
28             viewerSelector: '.viewer',
29             indicatorSelector: '.indicator span',
30             reelSelector: '.reel',
31             slidesSelector: '.slide',
32             speed: 'slow',
33             advanceDelay: 4000
34         });
35     });
36
37     function validate(){
38         var username=document.myform.fname.value;
39         var status=false;
40         if(username.length<1)
41         {
42             document.getElementById("nameloc").innerHTML=
43             "<img src='images/unchecked.gif'/> Please your name cannot be blank";
44         }
45     }
46 </script>
```



```

index.jsp
44     status=false;
45     }
46     else
47     {
48         document.getElementById("nameloc").innerHTML="<img src='images/checked.gif' />";
49         status=true;
50     }
51     }
52     function validate1(){
53         var username=document.myform.lname.value;
54         var status=false;
55         if(username.length<1)
56         {
57             document.getElementById("nameloc1").innerHTML=
58             "<img src='images/unchecked.gif' /> Please your last name cannot be blank";
59             status=false;
60         }
61         else
62         {
63             document.getElementById("nameloc1").innerHTML="<img src='images/checked.gif' />";
64             status=true;
65         }
66     }
67     function validate2(){
68         var username=document.myform.uname.value;
69         var status=false;
70         if(username.length<1)
71         {
72             document.getElementById("nameloc3").innerHTML=
73             "<img src='images/unchecked.gif' /> Please your user name cannot be blank";
74             status=false;
75         }
76         else
77         {
78             document.getElementById("nameloc3").innerHTML="<img src='images/checked.gif' />";
79             status=true;
80         }
81     }
82     function validate3(){

```

```

index.jsp
121<div id="header">
122<div id="Logo">
123<h1>
124<a href="#">Connect Globe</a>
125</h1>
126</div>
127</div>
128<div id="menu">
129<ul>
130<li class="Last" id="title"><a href="#">Home</a></li>
131<li class="Last" id="title"><a href="#">Help</a></li>
132</ul>
133<br class="clearfix" />
134</div>
135<div id="slider">
136<div class="viewer">
137<div class="reel">
138<div class="slide">
139
140</div>
141<div class="slide">
142
143</div>
144<div class="slide">
145
146</div>
147</div>
148</div>
149<div class="indicator">
150<span>1</span> <span>2</span> <span>3</span>
151</div>
152</div>
153</div>
154<div id="page">
155<div id="content3">
156<div class="box" style="margin: 5px;">
157<fieldset style="border: thin">
158<p style="margin-left: 5px;">
159<marquee id="ctl00_rightContainer_LblPanel2_panel2"

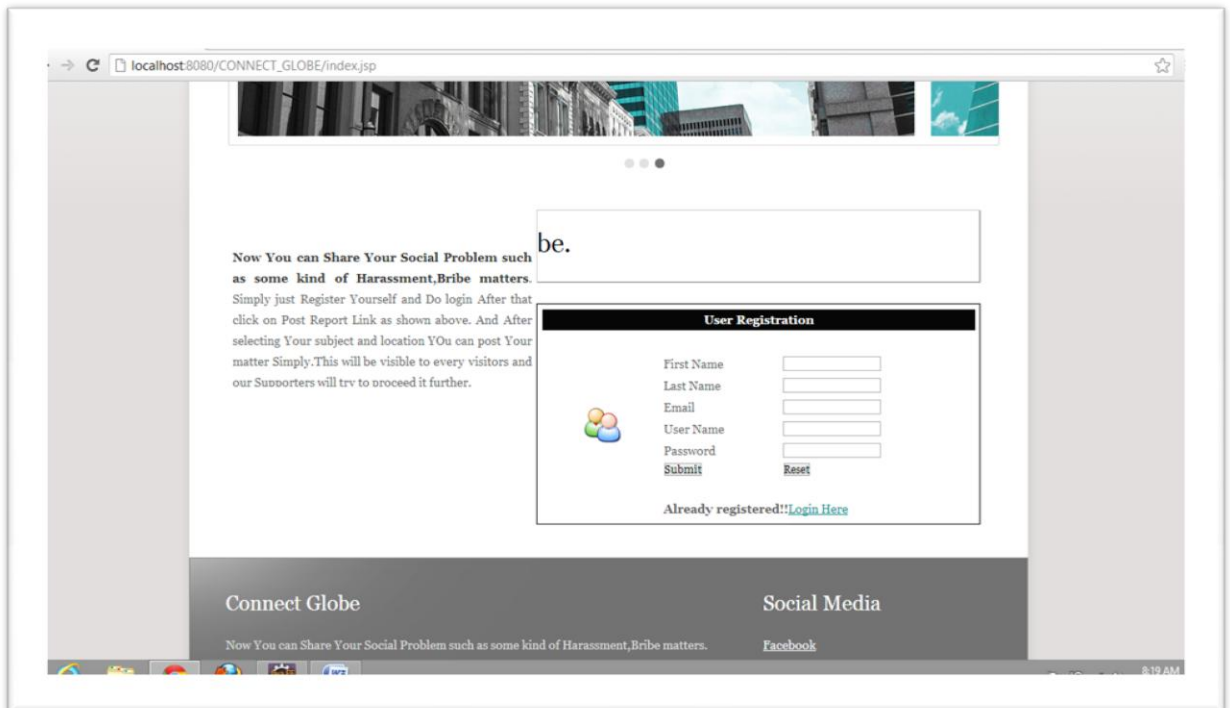
```

```

index.jsp
directive.page
233         <input type="reset" value=" Reset " /></td>
234     </tr>
235     <tr>
236     <td colspan="2"><br>
237     <b>Already registered!!</b><a href="Home.jsp">Login Here</a></td>
238     </tr>
239 </table>
240 </div>
241 </div>
242 </form>
243 <br class="clearfix" />
244 </div>
245 <div id="page-bottom">
246 <div id="page-bottom-content">
247 <h3>Connect Globe</h3>
248 <p>Now You can Share Your Social Problem such as some kind of
249 Harassment,Bribe matters. Simply just Register Yourself and Do
250 login After that click on Post Report Link as shown above. And
251 After selecting Your subject and location YOU can post Your matter
252 Simply.This will be visible to every visitors and our Supporters
253 will try to proceed it further.</p>
254 </div>
255 <div id="page-bottom-sidebar">
256 <h3>Social Media</h3>
257 <ul class="List">
258 <li class="first"><a href="http://www.facebook.com">Facebook</a></li>
259 <li><a href="http://www.twitter.com">Twitter</a></li>
260 <li class="Last"><a href="http://www.youtube.com">You Tube</a></li>
261 </ul>
262 </div>
263 <br class="clearfix" />
264 </div>
265 <div id="footer" style="color: red">Copyright (c) 2015
266 ConnectGlobe.com. All rights reserved. Design by Kishor Kadam.</div>
267 </body>
268 </html>
269
270
271

```

Output



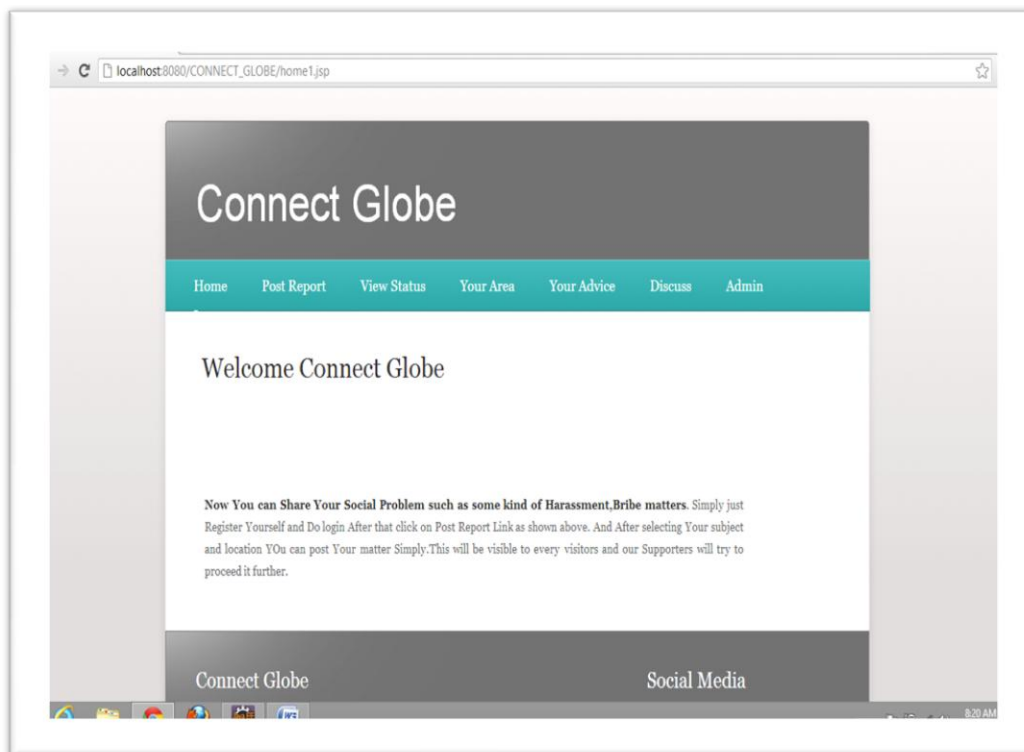
3. Fill the correct detail, after registration you can login through Welcome Page.

```
Home.jsp
2 <head>
3 <meta name="description" content="" />
4 <meta name="keywords" content="" />
5 <title>Connect Globe</title>
6 <meta http-equiv="content-type" content="text/html; charset=utf-8" />
7 <link rel="stylesheet" type="text/css" href="style.css" />
8 <script type="text/javascript" src="jquery-1.7.1.min.js"></script>
9 <script type="text/javascript" src="jquery.dropotron-1.0.js"></script>
10 <script type="text/javascript" src="jquery.slidertron-1.1.js"></script>
11 <script type="text/javascript">
12     $(function() {
13         $('#menu > ul').dropotron({
14             mode: 'fade',
15             globalOffsetY: 11,
16             offsetY: -15
17         });
18         $('#slider').slidertron({
19             viewerSelector: '.viewer',
20             indicatorSelector: '.indicator span',
21             reelSelector: '.reel',
22             slidesSelector: '.slide',
23             speed: 'slow',
24             advanceDelay: 4000
25         });
26     });
27     function validate(){
28         var name=document.myform.username.value;
29         if(name.length<1){
30             document.getElementById("nameloc").innerHTML=
31             "<img src='images/unchecked.gif' /> Please enter your name";
32             status=false;
33         }
34         else
35         {
36             document.getElementById("nameloc").innerHTML="<img src='images/checked.gif' />";
37             status=true;
38         }
39     }
40     function validate1(){
```

```
Home.jsp
41         var password=document.myform.password.value;
42         var status=false;
43         if(password.length<5)
44         {
45             document.getElementById("passwordloc").innerHTML=
46             "<img src='images/unchecked.gif' /> Password must be at least 5 char long";
47             status=false;
48         }
49         else
50         {
51             document.getElementById("passwordloc").innerHTML="<img src='images/checked.gif' />";
52             status=true;
53         }
54         return status;
55     }
56 </script>
57 <style>
58 #register
59 {
60     color:red;
61     text-decoration: blink;
62 }
63 var isLoggedIn = "<%= (String)session.getAttribute("isLoggedIn")%>";
64 if(isLoggedIn == "true")
65     window.location.href="menu.jsp";
66 }
67 </style>
68 </head>
69 <body>
70 <div id="wrapper">
71     <div id="header">
72         <div id="Logo">
73             <h1><a href="#">Connect Globe</a></h1>
74         </div>
75     </div>
76     <div id="menu1234">
77         <ul>
78             <li class="last" id="title"><a href="aboutus.jsp">Aboutus</a></li>
79         </ul>
80     </div>
```

```
154         </tr>
155     </table>
156 </div>
157 </div>
158
159
160         <div id="register">
161 Want to Create a New Account?<a href="index.jsp" style="color:blue;text-decoration;">Click Here </a>
162 </div>
163
164
165 <br class="clearfix" />
166 </div>
167 <div id="page-bottom">
168 <div id="page-bottom-content">
169 <h3>Connect Globe</h3>
170 <p>
171     Now You can Share Your Social Problem such as some kind of Harassment,Bribe matters.
172     Simply just Register Yourself and Do login After that click on Post Report Link as shown above.
173     And After selecting Your subject and location You can post Your matter Simply.This will be visible
174     to every visitors and our Supporters will try to proceed it further.
175 </p>
176 </div>
177 <div id="page-bottom-sidebar">
178 <h3>Social Media</h3>
179 <ul class="list">
180 <li class="first"><a href="http://www.facebook.com">Facebook</a></li>
181 <li><a href="http://www.twitter.com">Twitter</a></li>
182 <li class="last"><a href="http://www.youtube.com">You Tube</a></li>
183 </ul>
184 </div>
185 <br class="clearfix" />
186 </div>
187 </div>
188 <div id="footer" style="color:red">
189 Copyright (c) 2015 ConnectGlobe.com. All rights reserved. Design by Garima Yadav.
190 </div>
191 </body>
192 </html>
```

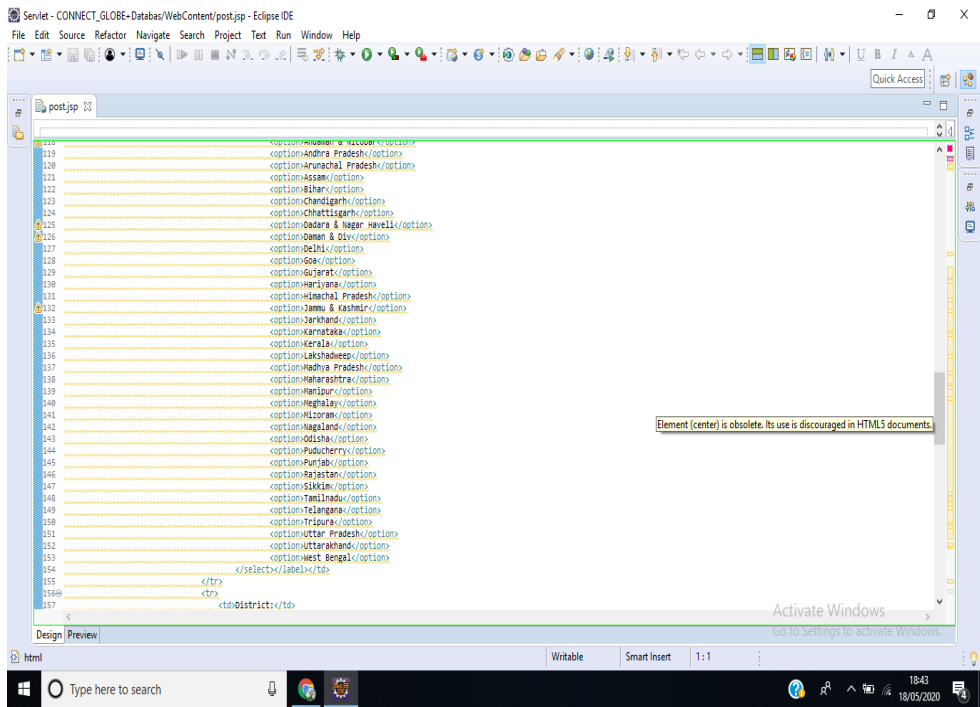
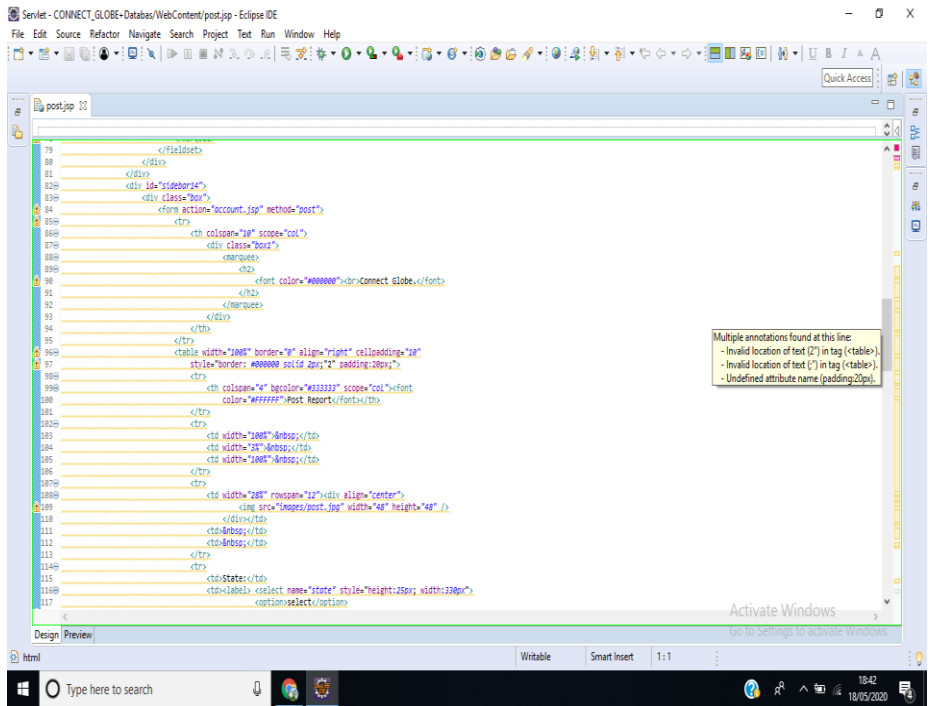
Output



4. On filling correct details you can post your reports:

```
1 <!DOCTYPE html>
2 <html>
3   <meta name="description" content="" />
4   <meta name="keywords" content="" />
5   <title>Connect Globe</title>
6   <meta http-equiv="content-type" content="text/html; charset=utf-8" />
7   <link rel="stylesheet" type="text/css" href="style.css" />
8   <script type="text/javascript" src="jQuery-1.12.0.min.js"></script>
9   <script type="text/javascript" src="jQuery.dropdown-1.4.js"></script>
10  <script type="text/javascript" src="jQuery.slidertron-1.1.js"></script>
11  <!--function-->
12  $(function() {
13    $('#menu > ul').dropdown({
14      mode: 'fade',
15      globalOffsetY: 11,
16      offsetY: -45
17    });
18  });
19  </script>
20  <style>
21  @namespace {
22    background-color: #000000;
23    color: #ffffff;
24  }
25  }
26  }
27  @namespace {
28    background-color: #000000;
29    color: #ffffff;
30  }
31  }
32  @namespace {
33    color: red;
34    text-decoration: blink;
35  }
36  }
37  </head>
38  <body>
39    <div id="wrapper">
40      <div id="header">
41        <div id="logo">
42          <img alt="Connect Globe logo" />
43          <a href="#">Connect Globe</a>
44        </div>
45        <div id="menu">
46          <ul>
47            <li class="last" id="title"><a href="home.jsp">about us</a></li>
48            <li class="last" id="title"><a href="post.jsp">Post Report</a></li>
49            <li class="last" id="title"><a href="getPostDetails.jsp">view
50              STATUS</a></li>
51            <li class="last" id="title"><a href="area.jsp">Area</a></li>
52            <li class="last" id="title"><a href="area.jsp">Your Area</a></li>
53            <li class="last" id="title"><a href="advice.jsp">Your
54              Advice</a></li>
55            <li class="last" id="title"><a href="topic.jsp">discuss</a></li>
56            <li class="last" id="title"><a href="home.jsp">Home</a></li>
57            <li class="last" id="title"><a href="logout.jsp">Logout</a></li>
58          </ul>
59        </div>
60        <div id="content">
61          <div id="page">
62            <div id="content2">
63              <div id="register_box">
64                <div style="border: 1px solid #ccc; padding: 5px; margin-bottom: 10px;">
65                  <input type="text" value="Name" />
66                </div>
67                <div style="border: 1px solid #ccc; padding: 5px; margin-bottom: 10px;">
68                  <input type="text" value="Email" />
69                </div>
70                <div style="border: 1px solid #ccc; padding: 5px; margin-bottom: 10px;">
71                  <input type="text" value="Password" />
72                </div>
73                <div style="border: 1px solid #ccc; padding: 5px; margin-bottom: 10px;">
74                  <input type="text" value="Confirm Password" />
75                </div>
76                <input type="button" value="Register" />
77              </div>
78              <div id="login_box">
79                <div style="border: 1px solid #ccc; padding: 5px; margin-bottom: 10px;">
80                  <input type="text" value="Email" />
81                </div>
82                <div style="border: 1px solid #ccc; padding: 5px; margin-bottom: 10px;">
83                  <input type="text" value="Password" />
84                </div>
85                <input type="button" value="Login" />
86              </div>
87              <div id="post_box">
88                <div style="border: 1px solid #ccc; padding: 5px; margin-bottom: 10px;">
89                  <input type="text" value="Subject" />
90                </div>
91                <div style="border: 1px solid #ccc; padding: 5px; margin-bottom: 10px;">
92                  <input type="text" value="Location" />
93                </div>
94                <div style="border: 1px solid #ccc; padding: 5px; margin-bottom: 10px;">
95                  <input type="text" value="Message" />
96                </div>
97                <input type="button" value="Post Report" />
98              </div>
99            </div>
100           </div>
101         </div>
102       </div>
103     </div>
104   </body>
105 </html>
```

```
1 <!--function-->
2 $(function() {
3   $('#menu > ul').dropdown({
4     mode: 'fade',
5     globalOffsetY: 11,
6     offsetY: -45
7   });
8 });
9 </script>
10 <style>
11 @namespace {
12   background-color: #000000;
13   color: #ffffff;
14 }
15 }
16 @namespace {
17   background-color: #000000;
18   color: #ffffff;
19 }
20 }
21 @namespace {
22   color: red;
23   text-decoration: blink;
24 }
25 }
26 </head>
27 <body>
28   <div id="wrapper">
29     <div id="header">
30       <div id="logo">
31         <img alt="Connect Globe logo" />
32         <a href="#">Connect Globe</a>
33       </div>
34       <div id="menu">
35         <ul>
36           <li class="last" id="title"><a href="home.jsp">about us</a></li>
37           <li class="last" id="title"><a href="post.jsp">Post Report</a></li>
38           <li class="last" id="title"><a href="getPostDetails.jsp">view
39             STATUS</a></li>
40           <li class="last" id="title"><a href="area.jsp">Area</a></li>
41           <li class="last" id="title"><a href="area.jsp">Your Area</a></li>
42           <li class="last" id="title"><a href="advice.jsp">Your
43             Advice</a></li>
44           <li class="last" id="title"><a href="topic.jsp">discuss</a></li>
45           <li class="last" id="title"><a href="home.jsp">Home</a></li>
46           <li class="last" id="title"><a href="logout.jsp">Logout</a></li>
47         </ul>
48       </div>
49       <div id="content">
50         <div id="page">
51           <div id="content2">
52             <div id="register_box">
53               <div style="border: 1px solid #ccc; padding: 5px; margin-bottom: 10px;">
54                 <input type="text" value="Name" />
55               </div>
56               <div style="border: 1px solid #ccc; padding: 5px; margin-bottom: 10px;">
57                 <input type="text" value="Email" />
58               </div>
59               <div style="border: 1px solid #ccc; padding: 5px; margin-bottom: 10px;">
60                 <input type="text" value="Password" />
61               </div>
62               <div style="border: 1px solid #ccc; padding: 5px; margin-bottom: 10px;">
63                 <input type="text" value="Confirm Password" />
64               </div>
65               <input type="button" value="Register" />
66             </div>
67             <div id="login_box">
68               <div style="border: 1px solid #ccc; padding: 5px; margin-bottom: 10px;">
69                 <input type="text" value="Email" />
70               </div>
71               <div style="border: 1px solid #ccc; padding: 5px; margin-bottom: 10px;">
72                 <input type="text" value="Password" />
73               </div>
74               <input type="button" value="Login" />
75             </div>
76             <div id="post_box">
77               <div style="border: 1px solid #ccc; padding: 5px; margin-bottom: 10px;">
78                 <input type="text" value="Subject" />
79               </div>
80               <div style="border: 1px solid #ccc; padding: 5px; margin-bottom: 10px;">
81                 <input type="text" value="Location" />
82               </div>
83               <div style="border: 1px solid #ccc; padding: 5px; margin-bottom: 10px;">
84                 <input type="text" value="Message" />
85               </div>
86               <input type="button" value="Post Report" />
87             </div>
88           </div>
89         </div>
90       </div>
91     </div>
92   </body>
93 </html>
```




```

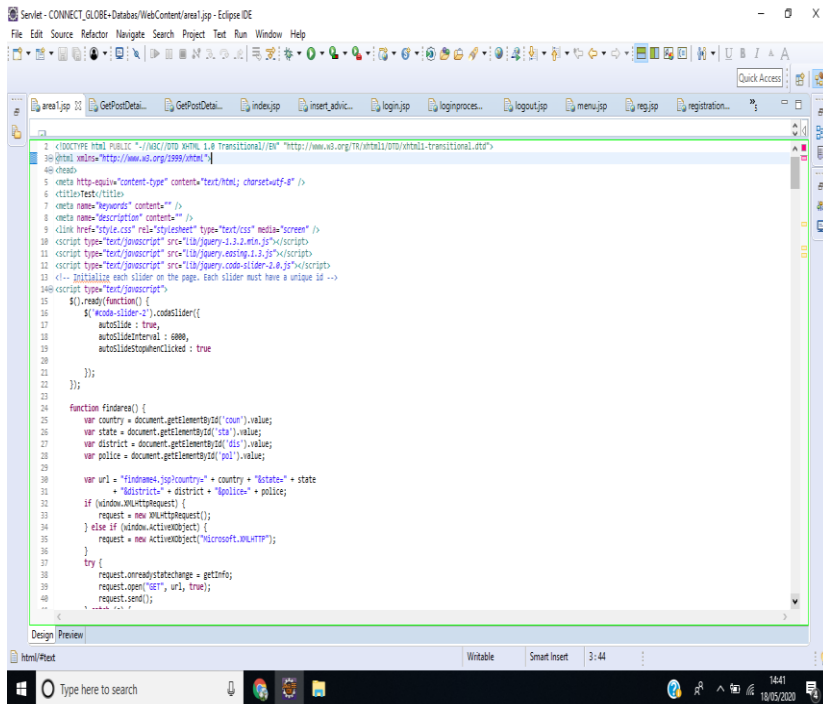
Servlet - CONNECT_GLOBE-Database/WebContent/post.jsp - Eclipse IDE
File Edit Source Refactor Navigate Search Project Text Run Window Help
post.jsp
2000      <td colspan="2"><label
2001      <div align="left">
2002      <input name="Submit" type="submit" value="Submit" />
2003      </div>
2004      </td></td>
2005      </tr>
2006      </table>
2007      </div>
2008      </div>
2009      </div>
2010      </center>
2011
2012      </form>
2013      <br class="clearfix" />
2014      <div id="page-bottom">
2015      <div id="page-bottom-content">
2016      <h3>Connect Globe</h3>
2017      <p>Now You can Share Your Social Problem such as some kind of
2018      harassment,bribe matters. Simply just register Yourself and Do
2019      login After that click on Post Report Link as shown above. And
2020      After selecting Your subject and location You can post Your matter
2021      Simply,this will be visible to every visitors and our Supporters
2022      will try to proceed it further.</p>
2023      </div>
2024      <div id="page-bottom-sidebar">
2025      <h3>Social Media</h3>
2026      <ul class="list">
2027      <li class="first"><a href="http://www.facebook.com">Facebook</a></li>
2028      <li><a href="http://www.twitter.com">Twitter</a></li>
2029      <li class="last"><a href="http://www.youtube.com">You Tube</a></li>
2030      </ul>
2031      </div>
2032      <br class="clearfix" />
2033      </div>
2034      </div>
2035      <div id="footer" style="color: red">Copyright (c) 2015
2036      ConnectGlobe.com. All rights reserved. Design by Kishor Kadam.</div>
2037      </body>
2038      </html>
Design Preview
html/body/div/center/div/div/div/form/td/td/td
Writable Smart Insert 86: 62
Activate Windows
Go to Settings to activate Windows
Type here to search
18:43
18/05/2020

```

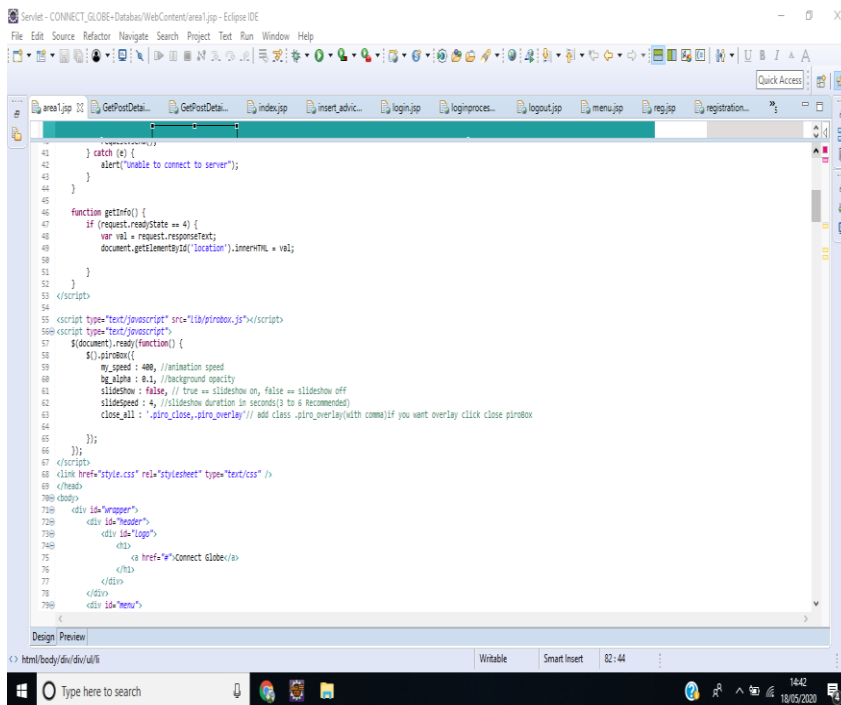
Output



5. On filling correct details you can browse report areas wise:



```
Servlet - CONNECT_GLOBE-Database\WebContent\area1.jsp - Eclipse IDE
File Edit Source Refactor Navigate Search Project Text Run Window Help
area1.jsp GetPostDetail... GetPostDetail... index.jsp insert_advic... login.jsp loginproces... logout.jsp menu.jsp reg.jsp registration...
2 <!DOCTYPE HTML PUBLIC "-//W3C//DTD XHTML 1.0 Transitional//EN" "http://www.w3.org/TR/xhtml1/DTD/xhtml1-transitional.dtd">
3 <html xmlns="http://www.w3.org/1999/xhtml">
4 <head>
5 <meta http-equiv="content-type" content="text/html; charset=utf-8" />
6 <title>Test</title>
7 <meta name="keywords" content="" />
8 <meta name="description" content="" />
9 <link href="style.css" rel="stylesheet" type="text/css" media="screen" />
10 <script type="text/javascript" src="lib/jquery-1.3.2.min.js"></script>
11 <script type="text/javascript" src="lib/jquery.ajax.1.3.js"></script>
12 <script type="text/javascript" src="lib/jquery.cookie-1.4.3.js"></script>
13 <!-- Initialize each slider on the page. Each slider must have a unique id -->
14 <script type="text/javascript">
15 $(ready(function() {
16     $('#slide-2').cadeslider({
17         autoslid : true,
18         autoslideinterval : 6000,
19         autoslidestopwhenClicked : true
20     });
21 });
22 });
23
24 function findarea() {
25     var country = document.getElementById('cou').value;
26     var state = document.getElementById('sta').value;
27     var district = document.getElementById('dis').value;
28     var police = document.getElementById('pol').value;
29
30     var url = "findarea.jsp?country=" + country + "&state=" + state
31             + "&district=" + district + "&police=" + police;
32     if (window.XMLHttpRequest) {
33         request = new XMLHttpRequest();
34     } else if (window.ActiveXObject) {
35         request = new ActiveXObject("Microsoft.XMLHTTP");
36     }
37     try {
38         request.onreadystatechange = getinfo;
39         request.open("GET", url, true);
40         request.send();
41     }
42 }
43
44 </script>
45
46 </script>
47
48 </script>
49
50 </script>
51
52 </script>
53
54
55 <script type="text/javascript" src="lib/pirabox.js"></script>
56 <script type="text/javascript">
57 $(document).ready(function() {
58     $('#pirabox').pirabox({
59         my_speed : 400, //animation speed
60         bg_alpha : 0.1, //background opacity
61         slideshow : false, // true == slideshow on, false == slideshow off
62         slidespeed : 4, //slideshow duration in seconds(3 to 6 recommended)
63         close_all : '.piro_close, .piro_overlay' // add class .piro_overlay(with comma) if you want overlay click close pirabox
64     });
65 });
66 </script>
67 </script>
68 <link href="style.css" rel="stylesheet" type="text/css" />
69 </head>
70 <body>
71 <div id="wrapper">
72 <div id="header">
73 <div id="logo">
74 <img alt="Logo" />
75 </div>
76 <div id="connect_globe">
77 </div>
78 </div>
79 <div id="menu">
80 </div>
81 </div>
82 </body>
83 </html>
84
85 Design Preview
86 html#test Writable Smart Insert 3:44
87 14:41 10/05/2020
```



```
Servlet - CONNECT_GLOBE-Database\WebContent\area2.jsp - Eclipse IDE
File Edit Source Refactor Navigate Search Project Text Run Window Help
area2.jsp GetPostDetail... GetPostDetail... index.jsp insert_advic... login.jsp loginproces... logout.jsp menu.jsp reg.jsp registration...
41 } catch (e) {
42     alert("unable to connect to server");
43 }
44
45
46 function getinfo() {
47     if (request.readyState == 4) {
48         var val = request.responseText;
49         document.getElementById('location').innerHTML = val;
50     }
51 }
52
53 </script>
54
55 <script type="text/javascript" src="lib/pirabox.js"></script>
56 <script type="text/javascript">
57 $(document).ready(function() {
58     $('#pirabox').pirabox({
59         my_speed : 400, //animation speed
60         bg_alpha : 0.1, //background opacity
61         slideshow : false, // true == slideshow on, false == slideshow off
62         slidespeed : 4, //slideshow duration in seconds(3 to 6 recommended)
63         close_all : '.piro_close, .piro_overlay' // add class .piro_overlay(with comma) if you want overlay click close pirabox
64     });
65 });
66 </script>
67 </script>
68 <link href="style.css" rel="stylesheet" type="text/css" />
69 </head>
70 <body>
71 <div id="wrapper">
72 <div id="header">
73 <div id="logo">
74 <img alt="Logo" />
75 </div>
76 <div id="connect_globe">
77 </div>
78 </div>
79 <div id="menu">
80 </div>
81 </div>
82 </body>
83 </html>
84
85 Design Preview
86 html/body/div/div/wr Writable Smart Insert 8:44
87 14:42 10/05/2020
```



```
Servlet - CONNECT_GLOBE-Database\WebContent\area1.jsp - Eclipse IDE
File Edit Source Refactor Navigate Search Project Test Run Window Help
area1.jsp GetPostData... GetPostData... index.jsp insert_advic... login.jsp loginproces... logout.jsp menu.jsp reg.jsp registration...
156
157 *Andhra Pradesh* : [ 'scootaur',
158 'Olttar', 'East Godavari',
159 'Guntur', 'Kadapa', 'Krishna',
160 'Kurnool', 'Prakasam',
161 'Nellore', 'Srikakulam',
162 'Vishakhapatnam',
163 'Vizianagaram', 'West Godavari' ],
164 *Arunachal Pradesh* : [ 'Dibang Valley',
165 'East Kameng',
166 'Itanagar', 'East Siang',
167 'Lohit', 'Lower Subanor',
168 'Maconag', 'Noua', 'Papang',
169 'Changlang', 'Dibang Valley',
170 'Depang', 'Bomdila', 'Kang', ],
171 *Assam* : [ 'Karimganj', 'Darrang',
172 'Dibing', 'Nagaon',
173 'Tinsukia', 'Bongaigaon',
174 'Nalbari', 'Nokrajhar',
175 'Tameng', 'Tanti-Kejring',
176 'Naga', 'N.C Hillis', 'Dimaaji',
177 'Waimadadi', 'Lakhimpur',
178 'Sohpur', 'Ushuri',
179 'Golapara', 'Barpeta',
180 'Gole Ghati', 'Sibsagar',
181 'Jorhat', 'Kachar' ],
182 *Bihar* : [ 'Muzaffarpur',
183 'Biharshar', 'Gaya', 'Patana',
184 'Saran', 'Darbhanga',
185 'Saharsa', 'Purnea',
186 'Bhagalpur', 'Munger',
187 'Mungraobaad', 'Bhोजपुर',
188 'Bogota', 'East Champaran',
189 'Gopalganj', 'Jamui',
190 'Katihar', 'Kargaria',
191 'Muzasara', 'Muhabani',
192 'Madana', 'Madia', 'Nottas',
193 'Samsatpur', 'Sitahhari',
194 'Sivan', 'Vaishali',
195 'West Champaran', 'Kishanganj',
196
Design Preview
html/body/div/div/div/h1/#test Writable Smart Insert 75:1 14:43 18/05/2020
```

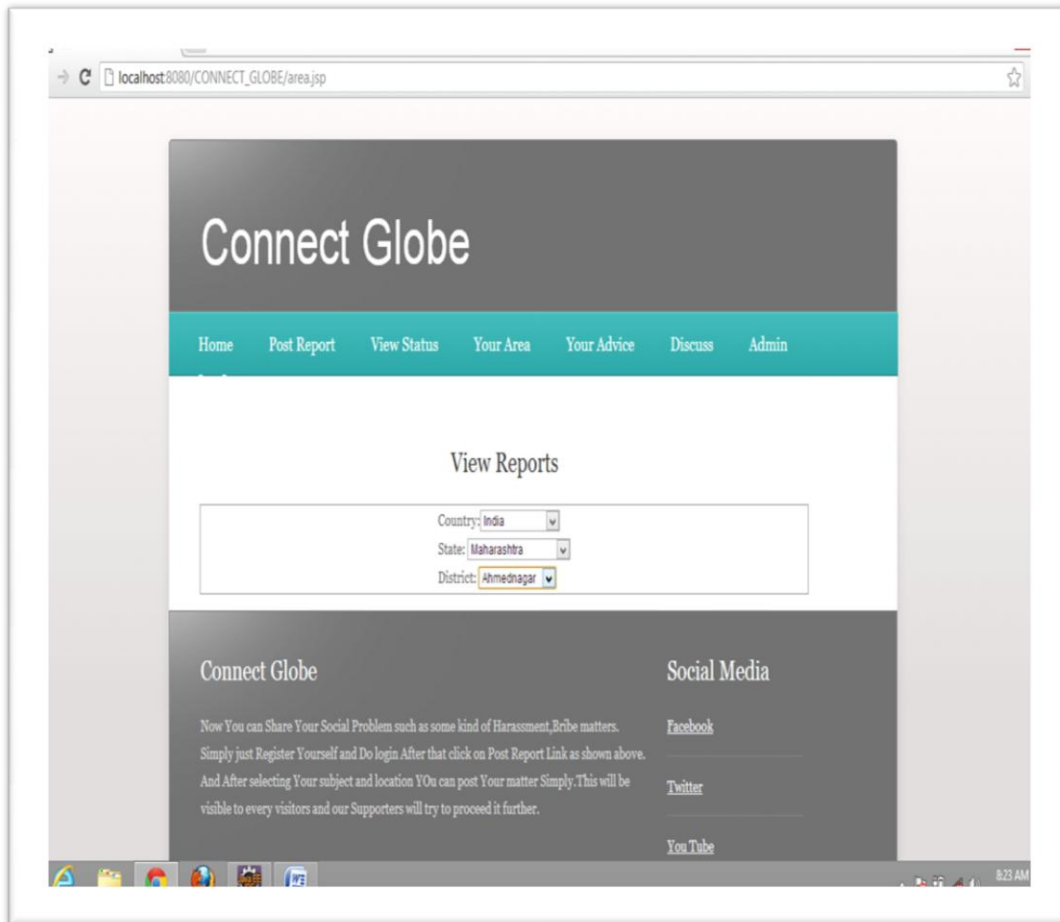
```
Servlet - CONNECT_GLOBE-Database\WebContent\area1.jsp - Eclipse IDE
File Edit Source Refactor Navigate Search Project Test Run Window Help
area1.jsp GetPostData... GetPostData... index.jsp insert_advic... login.jsp loginproces... logout.jsp menu.jsp reg.jsp registration...
442
443
444 /* From here no need to modify */
445
446 // function to get the dropdown list, or content
447 SList.getSelected = function(slist, option) {
448     document.getElementById("scontent").innerHTML = ""; // empty option-content
449
450     if (slist[slist][option]) {
451         // if option from the last select, add text-content, else, set dropdown list
452         if (slist == 'scontent')
453             document
454                 .getElementById("scontent").innerHTML = slist[slist][option];
455         else {
456             var addata = 'optionSelect Please(option)';
457             for (var i = 0; i < slist[slist][option].length; i++) {
458                 addata += '<option value="' + slist[slist][option][i] + '" >'
459                     + slist[slist][option][i]
460                     + '</option>';
461             }
462             // cases for each dropdown list
463             switch (slist) {
464                 case 'slist1':
465                     document
466                         .getElementById("slist1").innerHTML = txtsl1
467                             + '<select name="slist1" id="sta" onchange="SList.getSelected(\'' + slist1 + '\', this.value);">'
468                             + addata
469                             + '</select>';
470                     document
471                         .getElementById("slist3").innerHTML = "";
472                     break;
473                 case 'slist3':
474                     document
475                         .getElementById("slist3").innerHTML = txtsl3
476                             + '<select name="slist3" id="dis" onchange="SList.getSelected(\'' + slist3 + '\', this.value);">'
477                             + addata
478                             + '</select>';
479                     document
Line 466
Design Preview
html/body/div/div/div/center/div/div/fieldset/table/script/#test Writable Smart Insert 340:1 14:44 18/05/2020
```

```

Servlet - CONNECT_GLOBE-Database/WebContent/area.jsp - Eclipse IDE
File Edit Source Refactor Navigate Search Project Test Run Window Help
Quick Access
area.jsp GetPostDetail... GetPostDetail... index.jsp insert_advic... login.jsp loginproces... logout.jsp menu.jsp reg.jsp registration...
981         } else if (slist == "slist4") {
982             document
983                 .getElementById("slist4").innerHTML += "";
984         }
985     }
986 }
987 </script>
988 </table>
989 </div id="content"></div>
990 </fieldset>
991 </div>
992 </center>
993 </div>
994 <div id="page-bottom">
995 <div id="page-bottom-content">
996 <h3>Connect Globe</h3>
997 <p>Now You can Share Your Social Problem such as some kind of
998 Harassment,Bribe matters. Simply Just Register yourself and do
999 login After that click on Post Report Link as shown above, and
1000 After selecting your subject and location you can post your matter
1001 Simply.This will be visible to every visitors and our Supporters
1002 will try to proceed it further.</p>
1003 </div>
1004 <div id="page-bottom-sidebar">
1005 <h3>Social Media</h3>
1006 <ul class="list">
1007 <li><a href="http://www.facebook.com">Facebook</a></li>
1008 <li><a href="http://www.twitter.com">Twitter</a></li>
1009 <li><a href="http://www.youtube.com">You Tube</a></li>
1010 </ul>
1011 </div>
1012 <div id="foter" style="color: red">Copyright (c) 2015
1013 ConnectGlobe.com. All rights reserved. Design by Rahul I.</div>
1014 </body>
1015 </html>
Design Preview
html/body/div/div/center/div/div/fieldset/table/script/!next
Writable Smart Insert 343:1
Type here to search 1644 18/05/2020

```

Output



6. You can give your advice on any report and then click on the give your advice.

```
20 <head>
21 <meta name="description" content="" />
22 <meta name="keywords" content="" />
23 <title>Connect Globe</title>
24 <meta http-equiv="Content-Type" content="text/html; charset=utf-8" />
25 <link rel="stylesheet" type="text/css" href="style.css" />
26 <script type="text/javascript" src="jquery-1.7.1.min.js"></script>
27 <script type="text/javascript" src="jquery.ui.js"></script>
28 <script type="text/javascript" src="jquery.slidertron-1.1.js"></script>
29 </script>
30 <function() {
31     $('menu > ul').dropdown({
32         mode: 'fade',
33         globalOffset: 11,
34         offsetY: -15
35     });
36 }
37 </script>
38 <style>
39 #username {
40     background-color: #000000;
41     color: #FFFFFF;
42 }
43 #password {
44     background-color: #000000;
45     color: #FFFFFF;
46 }
47 #register {
48     color: red;
49     text-decoration: blink;
50 }
51 </style>
52 </head>
53 <body>
54 <div id="wrapper">
55 <div id="header">
56 <div id="loop">
```

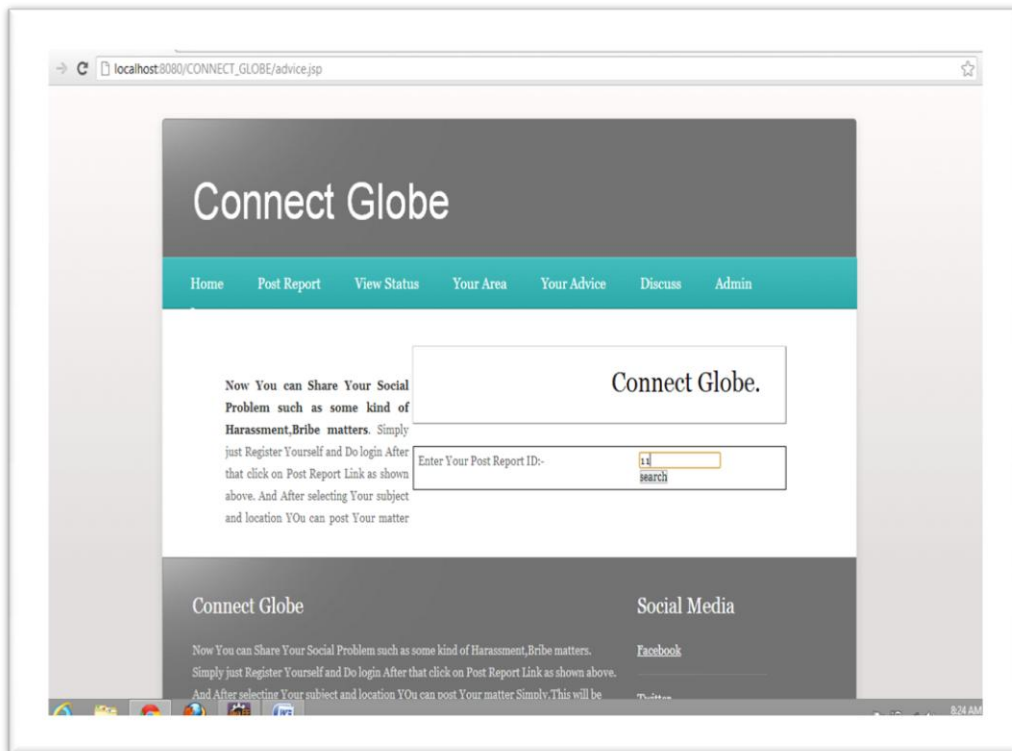
```
430 <div id="menu">
431 <ul>
432 <li class="last" id="title"><a href="home.jsp">Home</a></li>
433 <li class="last" id="title"><a href="post.jsp">Post Report</a></li>
434 <li class="last" id="title"><a href="getpostdetail.jsp">View
435     Status</a></li>
436 <li class="last" id="title"><a href="area.jsp">Your Area</a></li>
437 <li class="last" id="title"><a href="advice.jsp">Your
438     Advice</a></li>
439 <li class="last" id="title"><a href="topic.jsp">Discuss</a></li>
440 <li class="last" id="title"><a href="admin.jsp">Admin</a></li>
441 <li class="last" id="title"><a href="logout.jsp">Logout</a></li>
442 </ul>
443 </div>
444 <div id="content">
445 <div class="box" style="margin: 5px;">
446 <fieldset style="border: 1px solid #ccc; padding: 5px;">
447 <div style="margin-left: 5px;">
448 <marquee id="title_rightContainer_LBPanel2_panel2"
449     scrollamount="1" scrolldelay="50" align="justify"
450     direction="up" onmouseover="this.start()"
451     onmouseout="this.stop()">
452 <strong>How You can Share Your Social Problem such as
453     some kind of harassment,Prize matters</strong>, Simply Just Register
454     Yourself and Do Login after that click on Post Report Link as
455     show above, and after selecting your subject and location you
456     can post your matter Simply, this will be visible to every
457     visitors and our Supporters will try to proceed it further...
458 </marquee>
459 </div>
460 </fieldset>
461 </div>
```

```

Servlet - CONNECT_GLOBE-Database/WebContent/advic.jsp - Eclipse IDE
File Edit Source Refactor Navigate Search Project Test Run Window Help
advic.jsp area.jsp GetPostDetail... GetPostDetail... index.jsp insert_advic... login.jsp loginproces... logout.jsp menu.jsp reg.jsp
183 <td colspan="2"></td>
184 <td colspan="2"></td>
185 <td colspan="2"></td>
186 <td colspan="2"></td>
187 <td colspan="2"></td>
188 <td colspan="2"></td>
189 <td colspan="2"></td>
190 </table>
191 </div>
192 </form>
193 </div>
194 </center>
195 </form>
196 <br class="clearfix" />
197 <div id="page-bottom">
198 <div id="page-bottom-content">
199 <h3>Connect Globe</h3>
200 <p>Now You can Share Your Social Problem such as some kind of
201 harassment,bribe matters. Simply just register Yourself and Do
202 login After that click on Post Report Link as shown above. And
203 After selecting Your subject and location You can post Your matter
204 Simply.This will be visible to every visitors and our Supporters
205 will try to proceed it further.</p>
206 </div>
207 <div id="page-bottom-sidebar">
208 <h3>Social Media</h3>
209 <ul class="list">
210 <li class="first"><a href="http://www.facebook.com">Facebook</a></li>
211 <li><a href="http://www.twitter.com">Twitter</a></li>
212 <li class="last"><a href="http://www.youtube.com">You Tube</a></li>
213 </ul>
214 </div>
215 <br class="clearfix" />
216 </div>
217 </div>
218 <div id="Footer" style="color: red">Copyright (c) 2015
219 ConnectGlobe.com. All rights reserved. Design by Rahul J.</div>
220 </body>
221 </html>

```

Output



- You Can create a topic to be discussed and then you can browse previously created topic and can give your advice on previously created topic:

```

20 <head>
21 <meta name="description" content="" />
22 <meta name="keywords" content="" />
23 <title>Connect Globe</title>
24 <meta http-equiv="content-type" content="text/html; charset=utf-8" />
25 <link rel="stylesheet" type="text/css" href="style.css" />
26 <script type="text/javascript" src="jquery-1.7.1.min.js" />
27 <script type="text/javascript" src="jquery.dropdown-1.0.js" />
28 <script type="text/javascript" src="jquery.slidertron-1.1.js" />
29 <script type="text/javascript">
30 $(function() {
31     $( "#menu" ).dropdown({
32         mode: "fade",
33         globaloffsetY: 11,
34         offsetY: -15
35     });
36 });
37 </script>
38 </head>
39 <body>
40 <div id="wrapper">
41 <div id="header">

```

```

42 <div id="logo">
43 <img alt="Connect Globe logo" />
44 </div>
45 <div id="menu">
46 <ul>
47 <li class="last" id="title"><a href="home.jsp">About us</a></li>
48 <li class="last" id="title"><a href="post.jsp">Post Report</a></li>
49 <li class="last" id="title"><a href="GetPostDetails.jsp">View Status</a></li>
50 <li class="last" id="title"><a href="reg.jsp">Your Area</a></li>
51 <li class="last" id="title"><a href="advice.jsp">Your Advice</a></li>
52 <li class="last" id="title"><a href="topic.jsp">Discuss</a></li>
53 <li class="last" id="title"><a href="admin.jsp">Admin</a></li>
54 <li class="last" id="title"><a href="logout.jsp">Logout</a></li>
55 </ul>
56 </div>
57 <div id="page">
58 <div id="content">
59 <div class="box" style="margin: 5px;">
60 <table border="1" style="width: 100%; border-collapse: collapse;">
61 <tr>
62 <td style="padding: 5px;">
63 <div style="border: 1px solid black; padding: 5px;">
64 <div style="float: right; width: 100px; text-align: center; border: 1px solid black; padding: 2px 5px;">
65 <input type="text" value="Search" />
66 </div>
67 <div style="clear: both;">some kind of Harassment, Bribe matters</strong>. Simply Just Register  
Yourself and Do login After that click on Post Report Link as  
shown above. And After selecting Your subject and location You  
can post Your matter Simply. This will be visible to every  
visitors and our Supporters will try to proceed it further...
70 </div>
71 </td>
72 </tr>
73 </table>
74 </div>
75 </div>
76 </div>
77 </div>
78 </div>
79 </div>

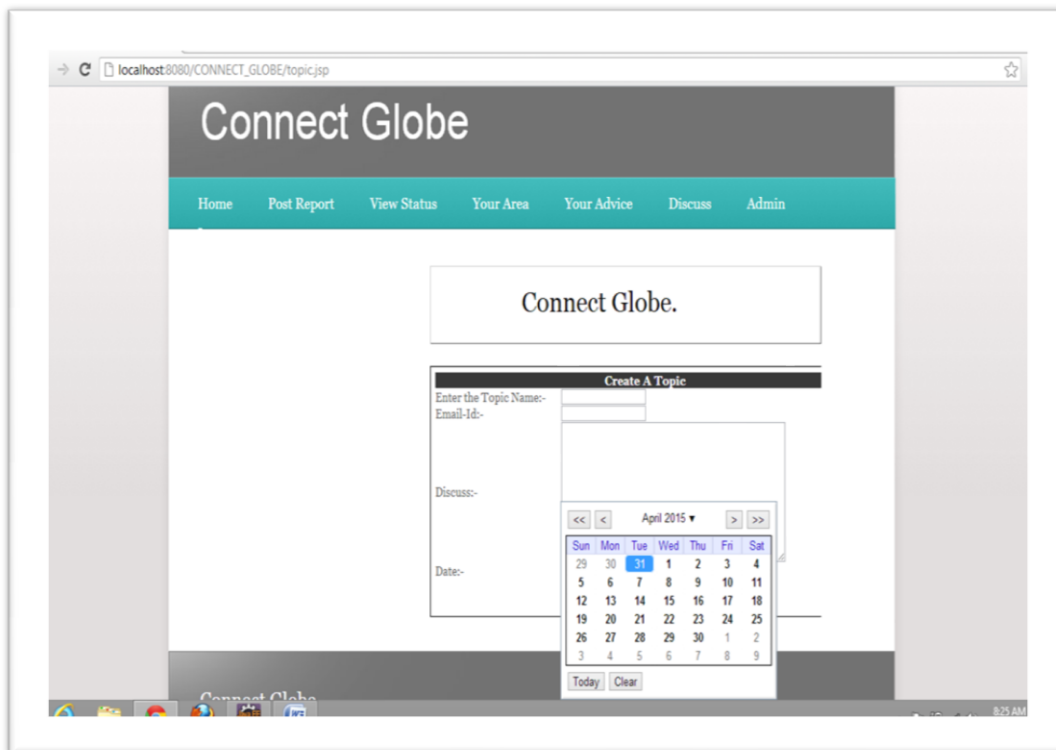
```

```

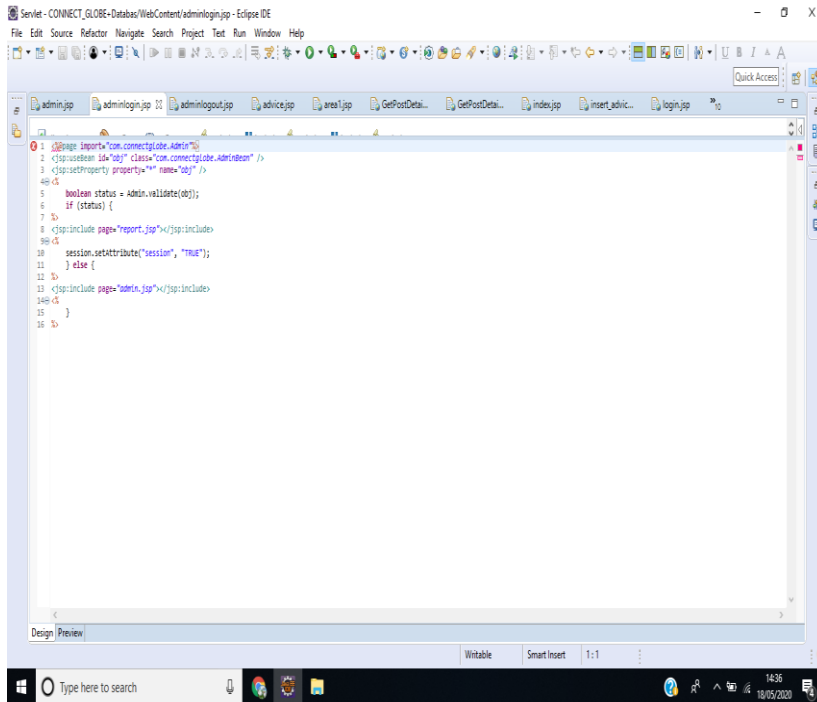
Servlet - CONNECT_GLOBE-Database/WebContent/topic.jsp - Eclipse IDE
File Edit Source Refactor Navigate Search Project Test Run Window Help
mehnu.jsp reg.jsp registration.jsp RemovePost.jsp report.jsp Search.jsp success.jsp topic.jsp
130 <td>&nbsp;&nbsp;&nbsp;</td>
131 <td colspan="2"><label>
132 <div align="left">
133 <input name="Submit" type="submit" value="Submit" />
134 </label></td>
135 </tr>
136 </table>
137 </div>
138 </div>
139 </div>
140 </div>
141 </center>
142 </form>
143 <div class="clearFix" />
144 <div id="page-bottom">
145 <div id="page-bottom-content">
146 <div align="center">
147 <p>Connect Globe</p>
148 <p>How You can Share Your Social Problem such as some kind of
149 Harassment, Bribe matters. Simply just Register Yourself and Do
150 login After that click on Post Report Link as shown above. And
151 After selecting your subject and location You can post your matter
152 simply, this will be visible to every visitors and our Supporters
153 will try to proceed it further.</p>
154 </div>
155 </div>
156 </div>
157 </div>
158 </div>
159 </div>
160 </div>
161 </div>
162 <div class="clearFix" />
163 </div>
164 </div>
165 <div id="Footer" style="color: red">Copyright (c) 2015
166 ConnectGlobe.com. All rights reserved. Design by Rahul J.</div>
167 </body>
168 </html>
Design Preview
Writeable Smart Insert 164:11

```

Output

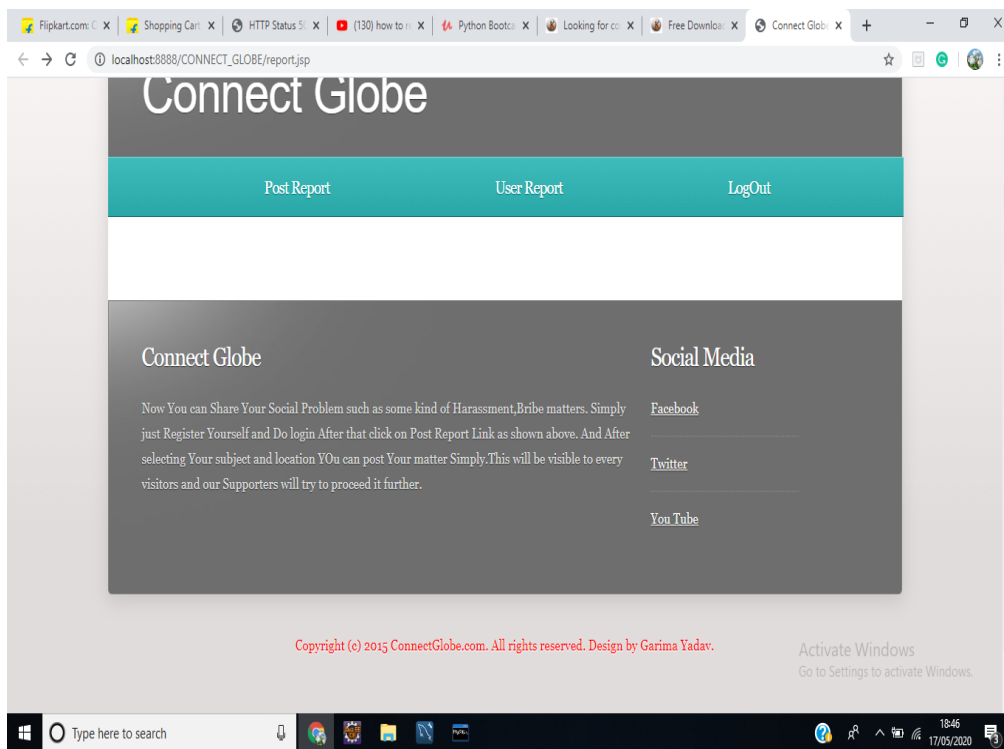


9. After login Admin can delete any report by clicking the delete button on respective post:



```
1 <@page import="com.connectglobe.Admin" %>
2 <jsp:useBean id="obj" class="com.connectglobe.Admin" %>
3 <jsp:setProperty property="*" name="obj" %>
4 </jsp:setProperty %>
5 boolean status = Admin.validate(obj);
6 if (status) {
7 <!--
8 <jsp:include page="report.jsp" %>
9 </jsp:include %>
10 session.setAttribute("session", "true");
11 } else {
12 <!--
13 <jsp:include page="admin.jsp" %>
14 </jsp:include %>
15 }
16 </--
```

Output

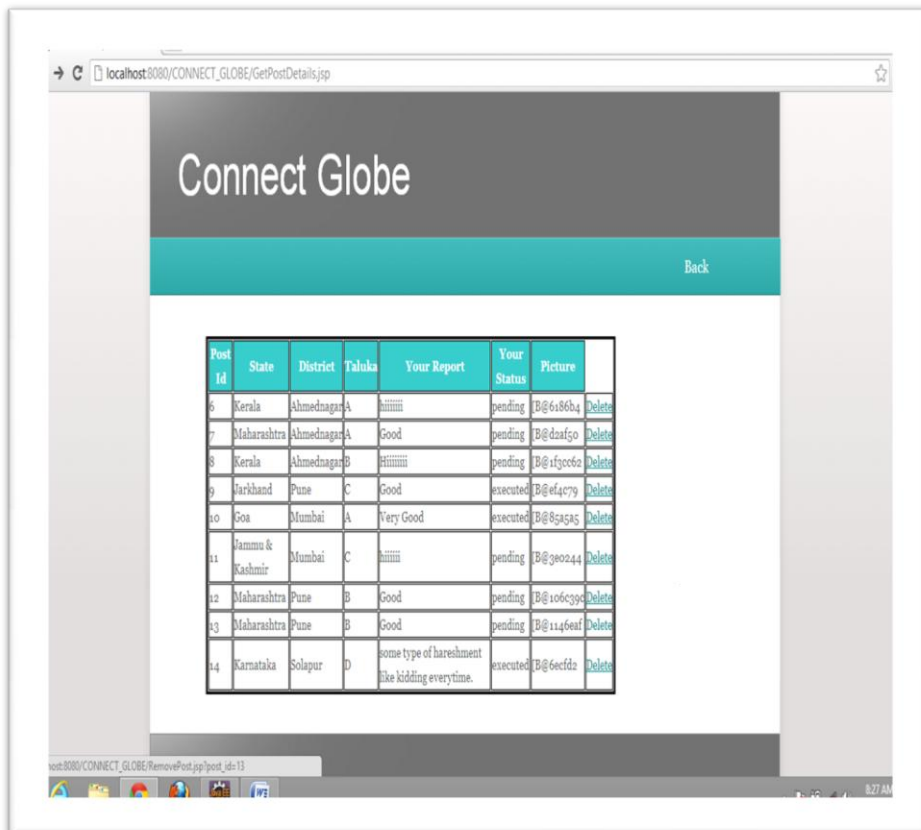



```

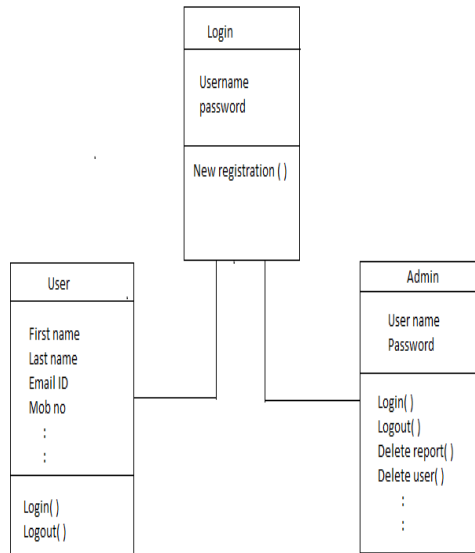
Servlet - CONNECT_GLOBE+Database/WebContent/GetPostDetails.jsp - Eclipse IDE
File Edit Source Refactor Navigate Search Project Test Run Window Help
GetPostDetail... GetPostDetail... index.jsp insert_advic... login.jsp loginproces... logout.jsp menu.jsp reg.jsp registration...
81 <td><out value='${row.your_status}' /></td>
82 <td><out value='${row.picture}' /></td>
83 </td><td>
84 <td><a
85 href="/removePost.jsp?post_id=${row.post_id}" />
86 delete</a></td>
87 </tr>
88 </tbody>
89 </table>
90 </div>
91 </div>
92 </div>
93 </div>
94 <div class="clearfix" />
95 <div id="page-bottom">
96 <div id="page-bottom-content">
97 <h3>Connect Globe</h3>
98 <p>Now you can Share Your Social Problem such as some kind of
99 Harassment, Scribe matters. Simply just Register Yourself and Do
100 login After that click on Post Report Link as shown above. And
101 After selecting your subject and location you can post your matter
102 Simply, this will be visible to every visitors and our supporters
103 will try to proceed it further.</p>
104 </div>
105 <div id="page-bottom-sidebar">
106 <h3>Social Media</h3>
107 <ul class="list">
108 <li class="first"><a href="http://www.facebook.com">Facebook</a></li>
109 <li><a href="http://www.twitter.com">Twitter</a></li>
110 <li><a href="http://www.youtube.com">You Tube</a></li>
111 </ul>
112 </div>
113 <div class="clearfix" />
114 </div>
115 </div>
116 <div id="footer" style="color: red">Copyright (c) 2015
117 ConnectGlobe.com. All rights reserved. Design by Rahul J.</div>
118 </body>
119 </html>
120
Design Preview
Writable Smart Inset 1:1
Type here to search 14:47 18/05/2020

```

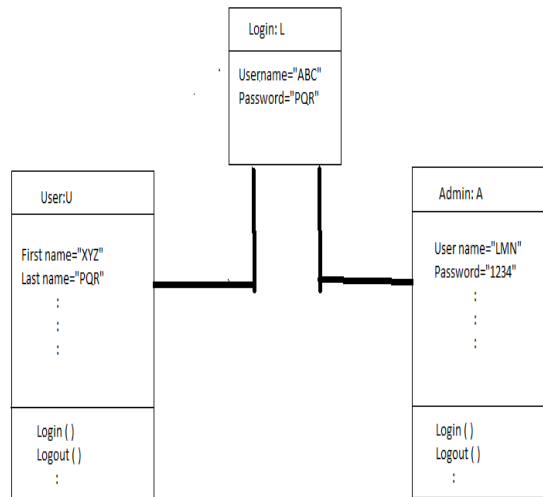
Output



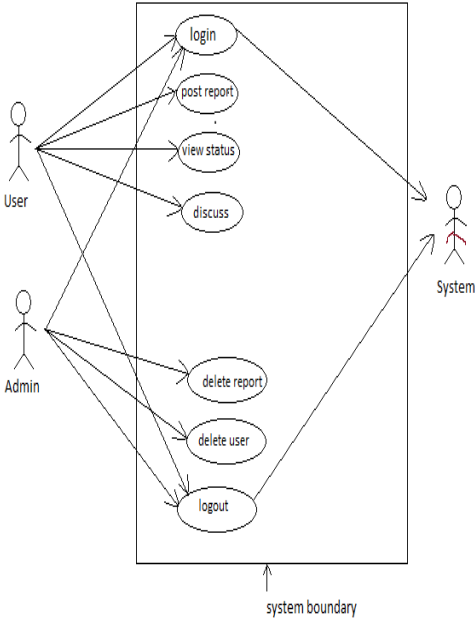
6.1 Class Diagram



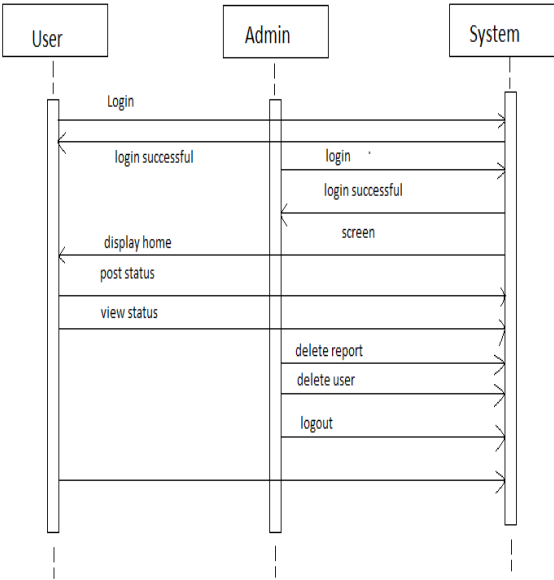
6.2 Object Diagram:



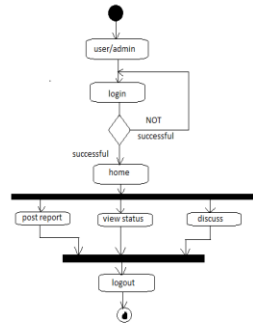
6.3 Use case Diagram:



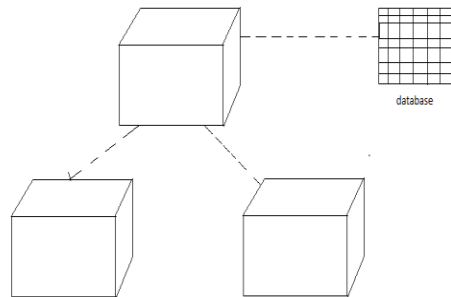
6.4 Sequential diagram:



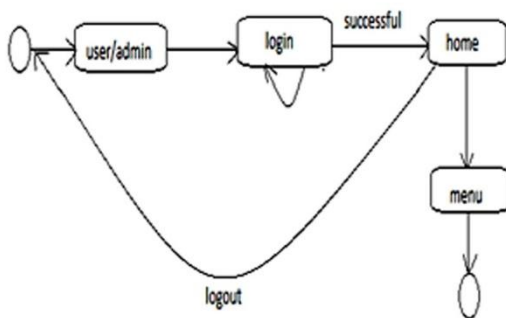
6.5 Activity Diagram:



6.6 Deployment Diagram:



6.7 State chart Diagram



CONCLUSION

"CONNECT GLOBE SYSTEM" software is basically designed for apartments, private companies and other institutions.

By entering the required data, you can easily generate personnel information and all old records, as well as other services provided through the system. It provides a common platform to share the experience, information and harassment of ordinary people around the world, people can debate on any topic created only by registered users, and improve work efficiency.

After the function is developed but before it is sent to the client, software testing is usually performed by a group of independent testers. This practice often leads to the use of the test phase as a project buffer to compensate for project delays. Another approach is to start software testing at the same time as the project begins, which is a continuous process until the project ends.

Another common practice is to develop test suites during the technical support upgrade process. These tests will remain in the regression test set to ensure that future software updates will not repeat any known errors.

REFERENCE

- 1) www.javatpoint.com
- 2) www.codejava.net
- 3) Advanced Java Book by Nageshwar Rao
- 4) www.oracle.com
- 5) Advanced Java by Narayana Sir (Hyderabad).
- 6) www.simplecodestuffs.com