

The background of the cover is an abstract composition of overlapping, irregular shapes in various colors including purple, red, orange, green, and grey. The shapes have a textured, almost marbled appearance, with some areas showing small dark specks. The overall effect is a complex, layered visual that suggests the 'overlapping' nature of the title.

The Overlapping Generations Model and the Pension

Koen Vermeylen

Contents

1.	Introduction	3
2.	The overlapping generations model	4
3.	The steady state	7
4.	Is the steady state Pareto-optimal?	8
5.	Fully funded versus pay-as-you-go pension systems	10
6.	Shifting from a pay as-you-go to a fully funded system	13
7.	Conclusion	16
	References	17

ie business school

93%
OF MIM STUDENTS ARE
WORKING IN THEIR SECTOR 3 MONTHS
FOLLOWING GRADUATION

MASTER IN MANAGEMENT

- STUDY IN THE CENTER OF MADRID AND TAKE ADVANTAGE OF THE UNIQUE OPPORTUNITIES THAT THE CAPITAL OF SPAIN OFFERS
- PROPEL YOUR EDUCATION BY EARNING A DOUBLE DEGREE THAT BEST SUITS YOUR PROFESSIONAL GOALS
- STUDY A SEMESTER ABROAD AND BECOME A GLOBAL CITIZEN WITH THE BEYOND BORDERS EXPERIENCE

Length: 10 MONTHS
Av. Experience: 1 YEAR
Language: ENGLISH / SPANISH
Format: FULL-TIME
Intakes: SEPT / FEB

5 SPECIALIZATIONS
PERSONALIZE YOUR PROGRAM

#10 WORLDWIDE
MASTER IN MANAGEMENT
FINANCIAL TIMES

55 NATIONALITIES
IN CLASS

www.ie.edu/master-management | mim.admissions@ie.edu | [f](#) [t](#) [i](#) Follow us on IE MIM Experience



1. Introduction

This note presents the simplest overlapping generations model. The model is due to Diamond (1965), who built on earlier work by Samuelson (1958).

Overlapping generations models capture the fact that individuals do not live forever, but die at some point and thus have finite life-cycles. Overlapping generations models are especially useful for analysing the macro-economic effects of different pension systems.

The next section sets up the model. Section 3 solves for the steady state. Section 4 explains why the steady state is not necessarily Pareto-efficient. The model is then used in section 5 to analyse fully funded and pay-as-you-go pension systems. Section 6 shows why a shift from a pay-as-you-go to a fully funded system is never a Pareto-improvement. Section 7 concludes.

2. The overlapping generations model

The households Individuals live for two periods. In the beginning of every period, a new generation is born, and at the end of every period, the oldest generation dies. The number of individuals born in period t is L_t . Population grows at rate n such that $L_{t+1} = L_t(1 + n)$.

The utility of an individual born in period t is:

$$U_t = \ln c_{1,t} + \frac{1}{1 + \rho} \ln c_{2,t+1} \quad \text{with } \rho > 0 \quad (1)$$



Discover the truth at www.deloitte.ca/careers

Deloitte.

© Deloitte & Touche LLP and affiliated entities.



$c_{1,t}$ and $c_{2,t+1}$ are respectively her consumption in period t (when she is in the first period of life, and thus young) and her consumption in period $t + 1$ (when she is in the second period of life, and thus old). ρ is the subjective discount rate.

In the first period of life, each individual supplies one unit of labor, earns labor income, consumes part of it, and saves the rest to finance her second-period retirement consumption. In the second period of life, the individual is retired, does not earn any labor income anymore, and consumes her savings. Her intertemporal budget constraint is therefore given by:

$$c_{1,t} + \frac{1}{1 + r_{t+1}}c_{2,t+1} = w_t \quad (2)$$

where w_t is the real wage in period t and r_{t+1} is the real rate of return on savings in period $t + 1$.

The individual chooses $c_{1,t}$ and $c_{2,t+1}$ such that her utility (1) is maximized subject to her budget constraint (2). This leads to the following Euler equation:

$$c_{2,t+1} = \frac{1 + r_{t+1}}{1 + \rho}c_{1,t} \quad (3)$$

Substituting in the budget constraint (2) leads then to her consumption levels in the two periods of her life:

$$c_{1,t} = \frac{1 + \rho}{2 + \rho}w_t \quad (4)$$

$$c_{2,t+1} = \frac{1 + r_{t+1}}{2 + \rho}w_t \quad (5)$$

Now that we have found how much a young person consumes in period t , we can also compute her saving rate s when she is young:¹

$$\begin{aligned} s &= \frac{w_t - c_{1,t}}{w_t} \\ &= \frac{1}{2 + \rho} \end{aligned} \quad (6)$$

The firms Firms use a Cobb-Douglas production technology:

$$Y_t = K_t^\alpha (A_t L_t)^{1-\alpha} \quad \text{with } 0 < \alpha < 1 \quad (7)$$

where Y is aggregate output, K is the aggregate capital stock and L is employment (which is equal to the number of young individuals). A is the technology

parameter and grows at the rate of technological progress g . Labor becomes therefore ever more effective. For simplicity, we assume that there is no depreciation of the capital stock.

Firms take factor prices as given, and hire labor and capital to maximize their net present value. This leads to the following first-order-conditions:

$$(1 - \alpha) \frac{Y_t}{L_t} = w_t \quad (8)$$

$$\alpha \frac{Y_t}{K_t} = r_t \quad (9)$$

... such that their value in the beginning of period t is given by:

$$V_t = K_t(1 + r_t) \quad (10)$$

Every period, the goods market clears, which means that aggregate investment must be equal to aggregate saving. Given that the capital stock does not depreciate, aggregate investment is simply equal to the change in the capital stock. Aggregate saving is the amount saved by the young *minus* the amount *dissaved* by the old. Saving by the young in period t is equal to sw_tL_t . Dissaving by the old in period t is their consumption *minus* their income. Their consumption is equal to their financial wealth, which is equal to the value of the firms. Their income is the capital income on the shares of the firms. From equation (10) follows then that dissaving by the old is equal to $K_t(1 + r_t) - K_t r_t = K_t$. Equilibrium in the goods markets implies then that

$$K_{t+1} - K_t = sw_tL_t - K_t \quad (11)$$

Taking into account equation (8) leads then to:

$$K_{t+1} = s(1 - \alpha)Y_t \quad (12)$$

It is now useful to divide both sides of equations (7) and (12) by A_tL_t , and to rewrite them in terms of effective labor units:

$$y_t = k_t^\alpha \quad (13)$$

$$k_{t+1}(1 + g)(1 + n) = s(1 - \alpha)y_t \quad (14)$$

where $y_t = Y_t/(A_tL_t)$ and $k_t = K_t/(A_tL_t)$. Combining both equations leads then to the law of motion of k :²

$$k_{t+1} = \frac{s(1 - \alpha)k_t^\alpha}{(1 + g)(1 + n)} \quad (15)$$

3. The steady state

Steady state occurs when k remains constant over time. Or, given the law of motion (15), when

$$k^* = \frac{s(1-\alpha)k^{*\alpha}}{(1+g)(1+n)} \quad (16)$$

where the superscript * denotes that the variable is evaluated in the steady state. We therefore find that the steady state value of k is given by:

$$\begin{aligned} k^* &= \left(\frac{s(1-\alpha)}{(1+g)(1+n)} \right)^{\frac{1}{1-\alpha}} \\ &= \left(\frac{1-\alpha}{(2+\rho)(1+g)(1+n)} \right)^{\frac{1}{1-\alpha}} \end{aligned} \quad (17)$$

It is then straightforward to derive the steady state values of the other endogenous variables in the model.

4. Is the steady state Pareto-optimal?

It turns out that the steady state in an overlapping generations model is not necessarily Pareto-optimal: for certain parameter values, it is possible to make all generations better off by altering the consumption and saving decisions which the individuals make.

To show this, we first derive the golden rule. The golden rule is defined as the steady state where aggregate consumption is maximized. Because of equilibrium in the goods market, aggregate consumption C must be equal to aggregate production *minus* aggregate investment:

$$C_t^* = Y_t^* - [K_{t+1}^* - K_t^*] \quad (18)$$

Or in terms of effective labor units:

$$c^* = y^* - [k^*(1+g)(1+n) - k^*] \quad (19)$$

The level of k^* which maximizes c^* is therefore such that

$$\left(\frac{\partial c^*}{\partial k^*}\right)_{GR} = \left(\frac{\partial y^*}{\partial k^*}\right)_{GR} - [(1+g)(1+n) - 1] = 0 \quad (20)$$

© 2013 Accenture. All rights reserved.

be > your degree

Bring your talent and passion to a global organization at the forefront of business, technology and innovation. Discover how great you can be.

Visit accenture.com/bookboon

Be greater than.
consulting | technology | outsourcing

accenture
High performance. Delivered.

where the subscript GR refers to the golden rule.³

For certain parameter values, it turns out that the economy converges to a steady state where the capital stock is *larger* than in the golden rule. This occurs when the marginal product of capital is *lower* than in the golden rule, i.e. when $\partial y^*/\partial k^* < (\partial y^*/\partial k^*)_{GR}$. From equations (13), (17) and (20), it follows that this is the case when

$$\frac{\alpha}{1-\alpha}(1+g)(1+n)(2+\rho) < (1+g)(1+n) - 1 \quad (21)$$

which is satisfied when α is small enough.

If the aggregate capital stock in steady state is larger than in the golden rule, aggregate consumption could be increased in every period by lowering the capital stock. The extra consumption could then in principle be divided over the young and the old in such a way that in every period all generations are made better off. Such economies are referred to as being *dynamically inefficient*.

It may seem puzzling that an economy where all individuals are left free to make their consumption and saving decisions may turn out to be Pareto-inefficient. The intuition for this is as follows. Consider an economy where the interest rate is extremely low. In such a situation, young people have to be very frugal in order to make sure that they have sufficient retirement income when they are old. But when they are old, the young people of the next generation will face the same problem: as the interest rate is so low, they will have to be very careful not to consume too much in order to have a decent retirement income later on. In such an economy, where an extremely low rate of return on savings makes it very difficult to amass sufficient retirement income, everybody could be made better off by arranging that the young care for the old, and transfer part of their labor income to the retired generation. The transfers which the young have to pay are then more than offset by the fact that they don't have to save for their own retirement, as they realize that they in turn will be supported during their retirement by the next generation.

5. Fully funded versus pay-as-you-go pension systems

We now examine how pension systems affect the economy. Let us denote the contribution of a young person in period t by d_t , and the benefit received by an old person in period t by b_t . The intertemporal budget constraint of an individual of generation t then becomes:

$$c_{1,t} + \frac{1}{1+r_{t+1}}c_{2,t+1} = w_t - d_t + \frac{1}{1+r_{t+1}}b_{t+1} \quad (22)$$

A fully funded system In a fully funded pension system, the contributions of the young are invested and returned with interest when they are old:

$$b_{t+1} = d_t(1+r_{t+1}) \quad (23)$$

Substituting in (22) gives then:

$$c_{1,t} + \frac{1}{1+r_{t+1}}c_{2,t+1} = w_t \quad (24)$$

which is exactly the same intertemporal budget constraint as in the set-up in section 2 without a pension system. Utility maximization yields then the same consumption decisions as before.

Note that the amount which a young person saves in period t is now $w_t - d_t - c_{1,t}$. This means that the pension contribution d_t is exactly offset by lower private saving. Or in other words: young individuals offset through private savings whatever savings the pension system does on their behalf.

A pay-as-you-go system In a pay-as-you-go (PAYG) system, the contributions of the young are transferred to the old within the same period. Assume that individual contributions and benefits grow over time at rate g , such that the share of the pension system's budget in the total economy remains constant. Recall now that there are L_t young individuals in period t , and $L_{t-1} = L_t/(1+n)$ old individuals. As total benefits in period t , $b_t L_{t-1}$, must be equal to total contributions in period t , $d_t L_t$, it then follows that:

$$b_t = d_t(1+n) \quad (25)$$

Substituting in (22) and taking into account that $d_{t+1} = d_t(1+g)$ shows then how the PAYG system affects the intertemporal budget constraint of the individuals:

$$c_{1,t} + \frac{1}{1+r_{t+1}}c_{2,t+1} = w_t - d_t + \frac{(1+g)(1+n)}{1+r_{t+1}}d_t \quad (26)$$

This means that from the point of view of an individual, the rate of return on pension contributions is $(1+g)(1+n) - 1$ (which is approximately equal to $g+n$). If this is larger than the real interest rate, the PAYG system expands the



> Apply now

**REDEFINE YOUR FUTURE
AXA GLOBAL GRADUATE
PROGRAM 2015**

redefining / standards



agence cdc © Photonistop



consumption possibilities set of the individual. This is the case if the economy is dynamically inefficient.

It is straightforward to derive how a PAYG system affects the economic equilibrium. Maximizing utility (1) subject to the intertemporal budget constraint (26) gives consumption of young and old individuals:

$$c_{1,t} = \frac{1 + \rho}{2 + \rho} \left[w_t - d_t + \frac{(1 + g)(1 + n)}{1 + r_{t+1}} d_t \right] \quad (27)$$

$$c_{2,t+1} = \frac{1 + r_{t+1}}{2 + \rho} \left[w_t - d_t + \frac{(1 + g)(1 + n)}{1 + r_{t+1}} d_t \right] \quad (28)$$

The saving rate is therefore:

$$\begin{aligned} s_t &= \frac{w_t - d_t - c_{1,t}}{w_t - d_t} \\ &= \frac{1}{2 + \rho} \left[1 - \frac{(1 + \rho)(1 + g)(1 + n)}{1 + r_{t+1}} \frac{d_t}{w_t - d_t} \right] \end{aligned} \quad (29)$$

Total savings by the young generation is then given by $s_t(w_t - d_t)L_t$. Note that this is lower than in the benchmark economy of section 2. The first reason for this is that the saving rate s_t is lower: in a PAYG system, individuals expect that the next generation will care for them when they are old, so they face less of an incentive to save for retirement. The second reason is that their disposable income is lower because of the pension contribution d_t .

We then find the aggregate capital stock in a similar way as in section 2:

$$\begin{aligned} K_{t+1} &= s_t [(1 - \alpha)Y_t - d_t L_t] \\ &= s_t (1 - \alpha - \sigma) Y_t \end{aligned} \quad (30)$$

where $\sigma = d_t L_t / Y_t$ is the share of the pension system's budget in the total economy.

Rewriting in terms of effective labor units and combining with the production function gives then the law of motion of k :

$$k_{t+1} = \frac{s_t (1 - \alpha - \sigma) k_t^\alpha}{(1 + g)(1 + n)} \quad (31)$$

Comparing with equation (15) shows that for a given value of k , a PAYG system reduces savings, and thus investment, and therefore also the value of k in the next period. As a result, the economy will converge to a steady-state with a lower value of k and y .

6. Shifting from a pay as-you-go to a fully funded system

Suppose that the economy is dynamically efficient, but nevertheless has a PAYG pension system. Even though a fully funded system would be more efficient for this economy, *switching* from a PAYG pension system to a fully funded system is never a Pareto-improvement.

The reason for this is as follows. As the economy is dynamically efficient, the rate of return on pension contributions is higher in a fully funded system than in a PAYG system. Switching from a PAYG system to a fully funded system will therefore make the current (young) generation and all future generations better off. But the current retirees will be worse off: when they were young and the economy still had a PAYG system, they expected that they would be supported by the next generation when they eventually retired; but now that they are retired, they discover that the next generation deposits their pension contributions in a fund rather than transferring it to the old. So the current retirees are confronted with a total loss of their pension benefits.

The income gain of the current and future generations is thus at the expense of the current retirees. It actually turns out that the present discounted value of the income gain which the current and the future generations enjoy, is precisely equal to the income loss which the current retirees suffer. In principle, it is therefore possible to organise an intergenerational redistribution scheme which compensates the old generation for their loss of pension benefits, in such a way that all generations are eventually equally well off as in the original PAYG system. But it is not possible to do better than that: it is not possible to make some generations better off without making a generation worse off. Switching from a PAYG to a fully funded pension system is therefore never Pareto-improving.

Formally, the argument runs as follows. Suppose that the economy switches from a PAYG system to a fully funded system in period t . Consider the situation of the young generation in period t and all subsequent generations. Lifetime income of generation $s \geq t$ in a PAYG system, respectively a fully funded system, is $w_s - d_s + [(1+g)(1+n)/(1+r_{s+1})]d_s$, respectively w_s . As the economy is dynamically efficient, switching from a PAYG to a fully funded system implies for generation s a bonus of $\{1 - [(1+g)(1+n)/(1+r_{s+1})]\} d_s L_s$. The old generation in period t , however, loses her pension benefits, which amount to $b_t L_{t-1}$.

The present discounted value of the extra lifetime income of the current and

future generations turns out to be exactly equal to the pension benefits which the current retirees lose:

$$\begin{aligned}
& \sum_{s=t}^{\infty} \left(\prod_{s'=t+1}^s \frac{1}{1+r_{s'}} \right) \left(1 - \frac{(1+g)(1+n)}{1+r_{s+1}} \right) d_s L_s \\
&= \sum_{s=t}^{\infty} \left(\prod_{s'=t+1}^s \frac{1}{1+r_{s'}} \right) \left(1 - \frac{(1+g)(1+n)}{1+r_{s+1}} \right) (1+g)^{s-t} (1+n)^{s-t} d_t L_t \\
&= \left\{ \left(1 - \frac{(1+g)(1+n)}{1+r_{t+1}} \right) + \left(\frac{(1+g)(1+n)}{1+r_{t+1}} - \frac{(1+g)^2(1+n)^2}{(1+r_{t+1})(1+r_{t+2})} \right) + \dots \right\} d_t L_t \\
&= d_t L_t \\
&= b_t L_{t-1}
\end{aligned} \tag{32}$$

Suppose now that the government compensates the current retirees by giving them a lump sum transfer exactly equal to their lost pension benefits, and that the government finances this lump sum transfer by issuing public debt. Public debt in period t , B_t , is then equal to

$$B_t = b_t L_{t-1} \tag{33}$$

The government's budget constraint implies that the debt issued in period t must be matched by raising taxes T in period t or in subsequent periods:

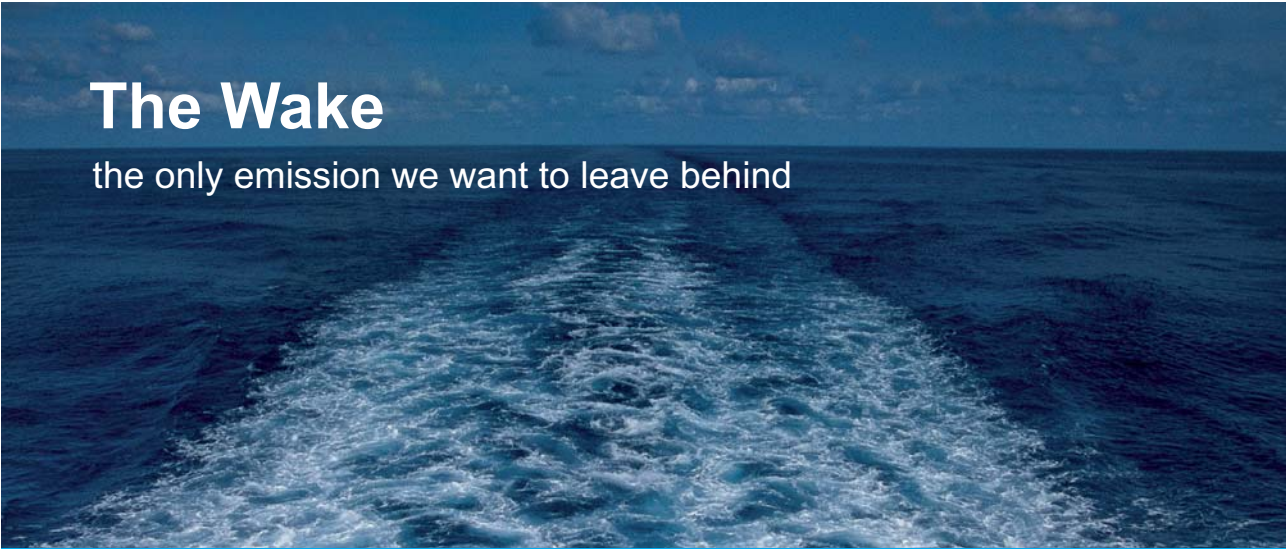
$$B_t = \sum_{s=t}^{\infty} \left(\prod_{s'=t+1}^s \frac{1}{1+r_{s'}} \right) T_s \tag{34}$$

From equations (32) and (33) follows that the budget constraint (34) would be satisfied if

$$T_s = \left(1 - \frac{(1+g)(1+n)}{1+r_{s+1}} \right) d_s L_s \tag{35}$$

This finding can be summarized as follows. Suppose the economy switches from a PAYG pension system to a fully funded pension system, and the current retirees are compensated by lump sum transfers from the government, which are financed by extra public debt. Taxing away all the extra income which the current and the future generations enjoy because of the switch to a fully funded pension system, would then be just sufficient to service the extra public debt. But in this scheme, all individuals (the current retirees, the current young individuals, and all generations yet to be born) will be financially in exactly the same situation as in the initial PAYG system. Of course, it is always possible to make one generation better off by decreasing their tax payments or, in the case of the current retirees, by increasing the lump sum transfers which they receive. But this would always have to be compensated by higher tax payments by the other generations or

lower lump sum transfers for the current retirees. So it is not possible to move the economy to a Pareto-superior situation by switching from a PAYG to a fully funded pension system, even not if the economy is dynamically efficient.




The Wake

the only emission we want to leave behind

Low-speed Engines Medium-speed Engines Turbochargers Propellers Propulsion Packages PrimeServ

The design of eco-friendly marine power and propulsion solutions is crucial for MAN Diesel & Turbo. Power competencies are offered with the world's largest engine programme – having outputs spanning from 450 to 87,220 kW per engine. Get up front!
Find out more at www.mandieselturbo.com

Engineering the Future – since 1758.
MAN Diesel & Turbo



7. Conclusion

This note presented the overlapping generations model, and used the model to analyse fully funded and pay-as-you-go pension systems. Whether a fully funded system is more or less efficient than a PAYG system depends on whether the economy is dynamically efficient or inefficient. However, *switching* from a PAYG to a fully funded system is never a Pareto-improvement, even not when the economy is dynamically efficient.

-
- ¹ Note that s is constant over time. This is not a general result, but is a consequence of our choice of a logarithmic utility function.
 - ² Note the similarity with the law of motion of k in the Solow-model.
 - ³ Note that to a first approximation, equation (20) is equivalent to:


$$\left(\frac{\partial y^*}{\partial k^*} \right)_{GR} = g + n$$

which is the standard condition for the golden rule in the Solow model.

References

Diamond, Peter A. (1965), "National Debt in a Neoclassical Growth Model", *American Economic Review* 55, 5(Dec), 1126-1150.

Samuelson, Paul A. (1958), "An Exact Consumption-Loan Model of Interest with or without Social Contrivance of Money", *Journal of Political Economy* 66, 6(Dec), 467-482.

 **gaiTeye**[®]
Challenge the way we run

**EXPERIENCE THE POWER OF
FULL ENGAGEMENT...**

.....

**RUN FASTER.
RUN LONGER..
RUN EASIER...**

**READ MORE & PRE-ORDER TODAY
WWW.GAITEYE.COM**