

HIDRADENITIS SUPPURATIVA

A comprehensive and systematic review on management, causes, diagnosis, treatment and medication along with surgery

A Project Work Submitted In Partial Fulfillment of the Requirements for the Degree of Bachelor of Pharmacy

Submitted By

Ayush Katyayan

Admission Number: 17smas102083

Enrollment Number: 1712102017

Under The Supervision Of

Miss .Neha Sharma

Assistant Professor

Department Of Pharmacy

Galgotias University

Greater Noida



May 2021



GALGOTIAS
UNIVERSITY

School of medical and allied science
BONAFIDE CERTIFICATE

Certified that this project report “HIDRADENITIS SUPPURATIVA
A comprehensive and systematic review” is the bonafide work of “**AYUSH**
KATYAYAN” who carried out the project work under my supervision.

SIGNATURE

DR.P.K SHARMA

Dean of School

SIGNATURE

Miss.NEHA SHARMA

SUPERVISOR

ASSISTANT PROFESSOR

SMAS

Approval Sheet

This thesis/dissertation/report entitled (Title) by AYUSH KATYAYAN is approved for the degree of BACHLOR OF PHARMACY.

Examiners

Supervisor (s)

Chairman

Date: _____

Place: _____

Statement of Project Report Preparation

1. Thesis title: Hidradenitis suppurativa
1. Degree for which the report is submitted: B.PHARMA
- 3 Project Supervisor was referred to for preparing the report.
4. Specifications regarding thesis format have been closely followed.
5. The contents of the thesis have been organized based on the guidelines.
6. The report has been prepared without resorting to plagiarism.
7. All sources used have been cited appropriately.
- 8 The report has not been submitted elsewhere for a degree.

(ayush katyayan)

1712102017

TABLE OF CONTENTS

TOPICS	PAGES
ABSTRACT	6
INTRODUCTION	7
CAUSES	7-8
SATGES	8-9
DAIGNOSTICS CRITERIA	10-11
FACTORS	11-13
Associated conditions	14-16
Treatment	17-23
Medicinal plants	23
HOMEOPATHIC TREATMENT	24
LIFESTYLE RECOMMENDATION	25-26
CONCLUSION	27

ABSTRACT

Hidradenitis suppurativa(HS) ordinarily called skin inversa that is medical specialty disorder that may be a persistent, repetitive fiery infection influencing skin that bears apocrine organs. It will be a condition wherever there's formation of bumps below the skin that can get contaminated at the purpose once that happens pocket structure below your skin and cargo up with discharge(pus)and they smell bad after they rupture and should cause a unclean scars.

It generally creates when adolescence(usually when the third decade of life and should happens in adulthood person), showed as troublesome, profound placed, excited injuries, together with knobs, sinus plots, and abscesses ensuing decay, sinus parcels and hypertrophic scarring square measure its basic options. The commonness is eighteen during a few investigations. Axillary and region inclusion is a lot of traditional in females; peri-butt-centric and rump confinements square measure predominant in guys. the particular etiology remains obscure (unknown). The essential occasion may be a cyst impediment with auxiliary irritation,contamination and annihilation of the pilo-sebaceo-apocrine widget and augmentation to the neighboring sub-cutaneous tissue. unwellness is traditional. Smoking may well be a setting off issue. Heftiness(obesity) bothers the uneasiness. Differential analytic incorporates Crohn's ill health, nodular skin get away and furunculosis. The principle inconveniences square measure arthropathy, carcinoma. Treatment depends on the part of the illness. Early nodular sores may well be treated by antitoxins,for intense stage; long run anti-microbial, atomic number 30 salts may well be useful, as repairs treatment; against cytokine medicine are utilised in extreme cases; foundational steroids, estrogens, antiandrogens, retinoids are utilised as decisions with restricted action. Careful treatment incorporates cut with or while not waste for restricted abscesses; restricted extractions square measure utilised for regionally continuance depleting sinuses. Complete wide extraction and recuperating with auxiliary expectation or folds and unites is that the lone remedial technique if there ought to arise an event of leading edge ill health. Medical procedure(surgery) is an extreme medical aid for hidradenitis suppurativa(HS) and may well be thought of because the one and only 1 doable therapeutic approach.Adjuvant estimations, for examples pain management, treatment of superinfections,weight reduction and tobacco forbearance should got to be thought of

key words:-Hidradenitis suppurativa, acne inversa, obesity

Introduction[2,5,7,9]

- Hidradenitis suppurativa is a dermatological disorder condition where formation of bumps under skin takes place and each sinus is connected under the skin through tunnel.
- more common in women compare to man
- problems begins when hair follicles get blocked
- a long postponement in daignosis is normal since the sickness is regularly confused with simple contamination

CAUSES OF HS[8,12,4,18,25,31,38]

The justification hidradenitis suppurativa is by and large obscure and most probably multifactorial. Since hidradenitis suppurativa is regularly restricted to the apocrine organ bearing districts of the body, it was from the start thought that apocrine organs expected a central part in the pathogenesis of hidradenitis suppurativa. In any case, continuous assessments suggest that the fundamental injury is follicular aggravation inciting hyper keratosis with hindrance by keratin halting, provoking dilatation and equilibrium of the follicle followed by its break and spillage of substance into incorporating dermis. The hidden event appears to incorporate a perifollicular lymphocytic attack. This triggers an exceptional searing cell entrance of neutrophils, lymphocytes and histiocytes, followed by the continuous granulomatous time of the contamination, depicted by the presence of histiocytes and goliath cells. Apocrine affiliation shows up subsequently to be a discretionary miracle coming about due to scattering of the granulomatous aggravation.

Contamination

microorganism contamination is probably not going to have Associate in Nursing beginning actuating part inside the pathologic cycle of hidradenitis suppurativa. Bacteria is additionally blessing Associate in Nursing worried in starting a medication reaction anyway don't satisfy the proposes hypothesizes of Nobel prize champ Robert Koch as an initiating specialist. it's rather conjectured that impediment of the hair follicles and aggravation of the apocrine organs offer a chance for microorganism to enter the concerned space of the skin and cause an optional disease.

A few discoveries suggest this. microorganism societies from hidradenitis suppurativa sores square measure oft sterile or show dominantly commensal skin vegetation just as streptococci,

Escherichia coli and staphylococci. Furthermore, the shortfall of serologic reaction, genuine irresistible entanglement, that is redness, and unusual fluid body substance hubs doesn't uphold an on the spot job for microorganism contamination. Inside the later phases of hidradenitissuppurativa, microorganism contamination IS considered as a danger issue for augmentation of the injuries, and in qualification to essential sores a few flares of the unwellness is likewise connected with microorganism disease. At last, viable medication specialists like penicillins square measure generally utilized as treatment but with a shifted, or extra ordinarily low, impact.

Genetic background

The etiology of HS incorporates genetic and biological segments. A piece of innate components was as a matter of first importance suggested by Fitzsimmons besides, Guilbert in 1985. The makers portrayed that 34.3% of first-degree relatives of HS patients moreover experience the evil impacts of HS and that the condition appeared, apparently, to be conveyed as an autosomal dominating property.

Stages of HS[10,16,23,24,39,52]

- Hurley's organizing framework is straightforward and depends on the abstract degree of sick tissue
- The Sartorius framework is more refined at that point Hurley's and is probably going to replace it as a implies for directing clinical preliminaries

Stage 1 hidradenitis suppurativa

Hurley stage 1 is the mildest clinical sort of this condition. This stage doesn't cause unpreventable abscesses or scarring that more genuine HS can. Milder examples of HS may be treated with home fixes. These join washing with antibacterial chemicals, applying warm packs, abstaining from shaving, staying dry, and using sanitizers. An expert may in like manner propose taking a quieting medication. Mild HS may similarly be treated with a skin steroid cream or corticosteroid implantations. These help to reduce disturbance so the air pockets and bundles may lessen in size and earnestness. Left untreated, stage 1 HS will likely shape into stage 2.

Stage 2 hidradenitis suppurativa

In stage 2

In this stage there is more moderate abscesses that may appear in more endless regions of the body. The warms up that at first made under your skin can end up being moreover bothered and tear open, conveying release. Package course of action is possible in this stage, anyway it's unimportant stood out from stage 3. If viable fixes haven't worked alone, an expert may in like manner support oral steroids or counter agents poisons. These are taken momentarily to help decay disturbance and bacterial turn of events, independently. Desolation relievers may moreover be proposed.

Stage 3 hidradenitis suppurativa:

Hurley stage 3 is the most genuine kind of HS. Anguish and scarring are similarly expected in this stage. Due to this inevitable and rehashing nature, stage 3 can be difficult to treat. Air pockets, parcels, and scars may be wiped out through an operation, especially if HS is starting to interfere with your own fulfillment. Laser medicines and hair clearing may moreover help. Immunosuppressant drugs like adalimumab (Humira) may be used for genuine cases, too



fig:-stage 1



figure:-stage II—



fig:-stage III—multiple interconnected tracts

DIAGNOSTIC CRITERIA[4,6,17,24,37,45]

Typical lesions: Deep-situated excruciating(painful) knobs (daze bubbles) in early essential sores, depleting sinus, and "headstone"

Particular topographic: crotch, privates, , bum.

Life long and recurrence

3 criterias must be meet to set up the identification

These irregular "bubbles" don't respond to standard enemy of disease specialists like "bubbles" achieved by microorganisms. Maybe than "pointing" in an upward direction and delivering onto the plane, HS/AI wounds are changed and tend not to impact. Taking everything into account, they burst on a level plane beneath the epidermis and will overall track subcutaneous.

Questionnaire which can make differences from other ailments are following:

- Does anybody in your family have similar side effects?
- Have the medicines gotten been useful?
- Do you get a fever with these "bubbles"?
- Do the "bubbles" repeat in similar spots?
- Do you have contaminations somewhere else?

there are not many medical issue which may build hazard of creating HS. These include:

crohn sicknesses

history of smoking

diabetes

metabolic condition

polycystic ovary condition (PCOS)

obesity

tuberculosis

acne conglobata

heart infection

long-term pressure

FACTORS AFFECTING HS [18,26,28,33,39,46]

1)Hormonal variables:-

A solid correlation befalling sex chemicals and Hidradenitis suppurativa. The women predominance suggesting a more conspicuous affectability of women to male hormones. There are no ascents in serum male hormones in the tremendous bigger piece of Hidradenitis Suppurativa individuals. End-organ affectability is careful. The high points of the work of Fox in smothering the Male hormones receptor. Extended induction to the male hormone receptor is mediated by insulin besides, insulin-like improvement factor-1 , both continually raised by food intake segments

2)FoodIntake

The androgen receptors that control advancement are commonly closed to streaming androgens. Raised insulin (from the blend of high glycemic starch weight and dairy whey) and IGF-1 (start by casein in milk) open these receptors and open them to streaming androgens [19]. Androgens from any source would then have the option to get to effectively hard to arrive at androgen receptors.

3)Smudging

Smudging is solidly linked with Hidradenitis Suppurativa; smudgers are all around truly affected than nonsmokers and Smoking has been perceived as one of the ecological components with the most effect on HS.. Nicotine progresses follicular halting

There is a consensus that patients with HS who are dynamic smokers have a higher number of affected body domains than patients with HS who don't smoke or have stopped smoking. Similarly, it is endorsed for patients with HS to suspend tobacco use considering its relationship with more weak treatment response. Studies on the pathophysiological segment of smoking on the skin show that tobacco smoke with enormous quantities of its fabricated materials similarly as nicotine advance the proinflammatory cytokines found in HS wounds, impel the nicotinic acetylcholine (nAChRs) and aryl hydrocarbon receptors (AHRs), and further smother Notch hailing pathway.

4)Complications

Intense overpowering bothers like cellulitis or basic illness are unusual.

Lymphatic square and lymphedema, scrotal elephantiasis may catch long-standing disturbance.

Squamous cell carcinoma may arise. It is semi exclusively found in men in butt cheek repressions after a significant number long periods of progression. It every now and again starts in significant situation; as needs be, the demonstrative is late and the prognostic commonly truly horrible. An epidemiological audit found a raised pace of skin and natural malignancies in HS.

The burdens of long-standing untreated ailment: fistulae game plan into the urethra, bladder, rectum, or peritoneum just as the aftereffects of continuous putrefying like whiteness, hypoproteinemia, amyloidosis are undeniable snares which have become magnificent today. Periphery or essential arthropathy, a conventional intricacy, and SAPHO condition, are not consistently experienced.

Chronic disquietude and distress are persistent

If HS suffers a long time or ends up being horrible it can cause various issues (snares):

Parcels(tracts). The bothering and tainting can shape tunnels under the skin. The plots hold the injuries back from retouching and cause more wounds to make.

Scars and skin changes. Genuine HS may leave thick raised scars, pitted skin or fixes of skin that are hazier than common.

Limited development. The condition may cause confined or anguishing development, especially when it impacts the armpits or thighs.

Cellulitis. Cellulitis is a bacterial sickness of the skin that prompts swollen, red skin that feels hot and fragile. This can happen despite the HS agonizing thumps.

These things may bother signs:

Stress

Abundance weight

Warmth

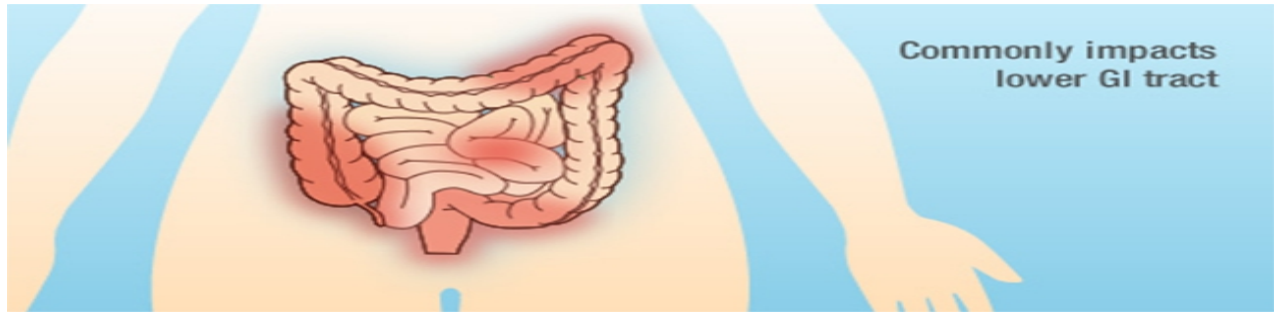
Hormonal changes

Inflammatory inside illness

Obstructed lymph seepage:- lymph hubs are most basic territories where individuals get contaminated with HS that may results into harm or expanding of leg arms privates.

ASSOCIATED CONDITION WITH HS[6,9,19,28,33,46,54]

HS/AI is connected with genuine skin break out (skin break out conglobata), dismantling cellulitis of the scalp, and pilonidal wounds.



Crohn's infection (inflammatory gut illnesses causes disturbance almost one fifth of HS patients influenced with crohn sicknesses)

It is both a differential indicative and a connected disease. Cutaneous Crohn's ailment ought to be isolated from HS in its peri-butt-driven region and the clinician should reliably think about the opportunity of Crohn's affliction copying HS if there ought to be an event of peri-butt-driven bruises and finally play out the significant investigations. Atypical condyloma-like wounds found in Crohn's contamination are not found in HS; then again, express Crohn's injuries outside the peri-butt-driven regions are remarkable, anyway it is hard to isolate them on clinical grounds figuratively speaking. The presence of epithelioid granulomas in the dermis away from the site of dynamic disturbance may alert, anyway biopsies are very little of the time acted in patients

with HS. Whether or not a vulnerability endures, a colonoscopy should be performed even without clear stomach related signs. Veritable alliance exists including examples of axillary HS. A couple of case reports and few plan of this association have been accounted for. The suitability of against TNF drugs in HS was discovered luckily considering this alliance. The two sicknesses may be the result of peculiar host-microbial coordinated efforts including plan affirmation receptors, for instance, cost like receptors and NODs.

Arthritis



individuals influenced with HS are more powerless to have joint pain than contrast with others

Malignancy



buccal cancer,heptacellular malignant growth, cutaneous squamous cell carcinoma are more normal among individuals influenced with HS than contrast with all inclusive community so individuals with HS are at higher danger of disease

Metabolic Syndrome

Metabolic confusion depicts a get-together of conditions related with extended risk of cardiovascular contamination. They contain stomach robustness, hypertension, high glucose and uncommon levels of lipids (for instance cholesterol) in the blood. In one examination, up to half of HS patients had metabolic condition, which is higher than ordinary overall public.

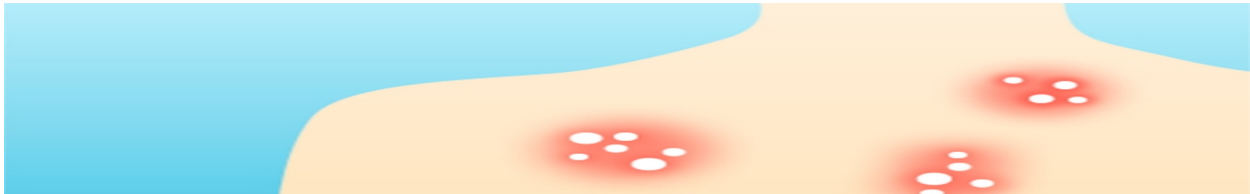
Polycystic ovarian disorder (PCOS):

PCOS is a condition wherein chemicals of females are out of balance.⁴ Women with HS may have PCOS more intermittently than in everybody.

In one examination, 38% of females with HS had polycystic ovarian confusion. The searing skin disease ought to be considered in women who give signs of having PCOS, including eccentric period and hirsutism (preposterous hair improvement in women in interesting spots)

Social Isolation:

The territory, drainage and smell of the skin bruises(sores) — solely or in mix — can be embarrassing and cause reluctance to go out without trying to hide, which may add to absence of certainty, hopelessness or miseries.

Extreme Acne:

Outrageous skin irritation ordinarily incorporates significantly introduced solid handles, exacerbation and expansive skin hurt. Affected areas may get corrupted, which may incite scarring if not treated.

Genuine skin aggravation is connected with hidradenitis suppurativa, anyway there is the opportunity of misdiagnosis of skin irritation in people living with HS.

Besides, HS can influence the individual fulfillment of people living with this skin disease.¹ If you are living with any of these connected conditions, your dermatologist or clinical benefits provider may insinuate you to another prepared proficient.

Scarring and skin changes:

Genuine hidradenitis suppurativa may leave rope-like scars, pitted skin or fixes of skin that are more dark than average.

Ladies' medical problems identified with HS

females with HS face different unique troubles, including issues concerning period, pelvic tests, bosom tests, mammograms, and sexual prosperity. Thusly, it is essential that obgyns are found out the effect of Hidradenitis Suppurativa on the female life & can manage individual on women's prosperity likeproblems.

Treatment[42,46,49,51,4,55]

Management of delicate sickness could be begun by obstetrician at the fundamental thought stage.

AIM OF MEDICAL THERAPY

Manage the irritation and intercurrent contaminations;

Stay away from movement to cutting edge levels along with fibrosis and marking and contribution of broad as well as different regions;

Improve personal satisfaction, especially concerning agony and release;

Get ready for surgery, lessening aggravation and defining the sore;

THERAPY

No single fruitful therapy or solution is available for Hidradenitis Suppurativa. The single enduring fix has been represented with wide operation for incredibly genuine Hidradenitis Suppurativa. Individuals need thermogenesis, clinical, and cautious techniques & enduring fragile atraumatic care.

Special attention for Hidradenitis Suppurativa is generally experience put together & misses the mark with respect to the confirmation of stupefied starters:

stage 1

general measures:-

Weight control

there are inspects practically identical stoutness with the course and earnestness of HS. The impact of bloatedness during the time spent fundamental escalation and issue of comorbidities is known. By virtue of HS, bloatedness impacts the disease straightforwardly by mechanical consequences and the while of hormonal changes. Thinking about these assessments, weight decline is suggested in the methodology of the patient with HS, with or without sickness action.

Nearby disinfectants

it is understood that HS is a provocative disease and when a powerful collaboration happens it's discretionary. Neatness should be there and should be use cleaning agents.

hair evacuation

Laser hair departure prompts the lessening in the amount of sebaceous follicles and infinitesimal creatures in impacted locales. It's a complementary treatment for the organization of Hidradenitis Suppurativa, decreasing the amount of flash and thwarting the presence of novel bruises.

Dressings

HS patients can give discharge paying little heed to less therapy, giving rise to psychologically and socially and genuine bother because of smell & imbibition. Clothes shall be changed in accordance with the anatomic space of injuries & has retentive properties.

Skin medicines

Anti-toxins

Anti toxins are utilized for Hidradenitis Suppurativa paying little mind to not many examinations on ampleness. These are used to treating the red hot epiphany of Hidradenitis suppurativa, it's not explanation. Used on the skin surface and generally like antagonistic to inflamming, antibiotic drugs may in like manner reduce aroma and decrease torture. Successful 7 chlorolincomycinone percent course of action multiple times each day and oral enemy of microbials has used, as has diaminodiphenyl sulfone.

7-chloro lincomycin

1%7-chloro lincomycin gel is the solitary skin counter-agent poison with randomized examinations standing out its suitability from the usage of a primary medication.No

differentiation in feasibility following three monthstherapy. In the course of utilization of compelling 7 chloro lincomycin, shallow bruises giving good result whenever diverged from more significant wounds (handles and abscesses).

fusidic corrosive

The utilization of fusidic corrosive was assessed by manifestations records& 1 planned examination whenphase1 individuals were surveyed. Those persons were subjected to traditionalist treatment along fucidin corrosive, other than neighborhood cleaning agents until the provocative knobs were leveled out, and over 70% of cases accomplished control. Contrasting and gentamycin and fusidin corrosive have a greater least suppression fixation in the more profound layers of the skin. Taking into account this type of contemplations, utilization of fusidin corrosive in Hidradinitis suppurativa injuries which will be helpful for Hurley stage

Others effective anti-microbials

At the deficient examinations to help the utilization of gentamycin or macrolide antibiotic in Hidradenitis Suppurativa. A couple of examinations surveyed the utilization of gentamycin after the operationtime to assess the speeds of rehash and neighborhood challenges. The utilization of gentamycin in Hidradenitis Suppurativa injuries should be determined whether the utilization of more viable enemy of microbials was unreasonable.

STEP 2

Systemic therapy

Youngsters are more energetic as compared to twelve years of age Work showed that thirty six percent of of Hidradenitis Suppurativareports occuring before twenty years of age group; this is

questionable, going from under two percent of reports before eleven years age to 7.6% before thirteen years.

Women of childbearing age

Case arrangement looking at ladies utilizing antiandrogen meds against oral anti-infection agents showing a greater reaction rate in the primary gathering when contrasted with the subsequent gathering (26%). Antiandrogen technique in ladies is a fascinating choice with level of proof C and can be demonstrated for the individuals who bomb anti-microbial medicines. The ideal antiandrogen routine is questionable, without any distinctions in HS reactions related to ethynilestradiol joined with cyproterone or with norgestrel.

In this manner, fundamental steroids are demonstrated basically for flares, for brief timeframes. Nonetheless, a distribution of a little case arrangement shows that low every day dosages for restricted periods can be helpful for obstinate cases, related to different meds.

Non fertile age women and men

Anti-toxin Sumycin drug five hundred mg two times step by step incited a lessening of generally 30% in infection reality anyway showing with wellbeings when diverged from one percent skin lincosamide drug.

Stage 3

BIOLOGIC TREATMENT

Therapy along with tumour necrosis factor alphasuppressors and Stelara is incredible in diminishing disturbance in Hurley's grades 2 and 3. A couple of individual with Hidradenitis suppurativa treated with tumour necrosis factor alpha for one year bring off typical recurrence free intervals of nine & half months for Enbrel and twenty one & half months for Humira. Remicade lessens torture power & ailment earnestness and upgrades the individual fulfillment. Falls away from the faith are typical with all, and costs are high.

Appeared differently in relation to Remicade, Humira forty mg each single more seven days. had every one of the reserves of being less essential and huge primers have yielded outcomes.

Adalimumab

Adalimumab is a completely acculturated monoclonal counter acting agent proteins WHICH target transmembrane and soluble Tumour necrosis factor-alpha.

Adalimumab was likewise powerful for improving the personal satisfaction of patients with HS

Infliximab

It is a fanciful immune response shaped by murine and human proteins that objectives transmembrane AND SOLUBLE TNF-alpha.

Various and alternative treatment

1,1-Dimethylbiguanide hydrochloride

It is represented to be effective . this drug enhance affectability of periphery human cells to insulin hormone, overhauls section of sugar into particular cells, and cuts down plasma sugar

extent, diminishing the extent of circumnavigating insulin. The lowering honing of the male hormone receptor. The responsive high level of insulin impelled by taking milk is in like manner diminished. Metformin is a critical piece of the metabolic control program, a principal piece of profound established HS/AI the board

Light treatment

Aminolevulinic destructive has been used with receptiveness to different frequencies of lazer, recognizable light, and outstanding beat light. Results range from 0-100% improvement. No fixes are represented.

X-rays therapy

x rays was very useful in therapy of early injuries yet it now not in utilized

Cryosurgery

Rehashed breathing of fluid N₂ into sinus cavity pits is accounted for determination of ongoing injuries

Surgical management

Medical procedure for HS is a test for the dermatological specialist since there are debates in regards to the proper strategy, augmentation and recreation of the space extracted. It is significant that the fiery cycle be least to outline the constraints of the sores and improve careful and postoperative condition

Unroofing

Straightforward strategy for medical procedure is known as unroofing and old method which is disregarded for significant time frames and now broadly utilized It requires just tough scissors, sharp edges held corresponding to the epidermis surface. Now laser treatment is also utilizing.

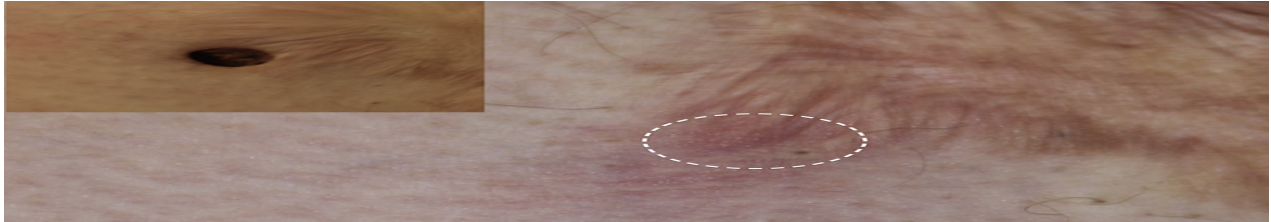
Unroofing is definitely more powerful as compared to delayed anti-toxins and mitigating treatment.

unroofing is not very difficult to perform utilizing nearby sedation additionally give unrivaled waste and agony control

unroofing is kind of perpetual treatment. It requires basic after operation dressings and after operation agony is amazingly simple to oversee

Lignocaine 1-2% sedation with adrenaline is utilized. Controlled volumes are infused incidentally, keeping away from spillage through sinuses.

Time for vessels narrowing may decrease the lifeblood misfortune and distress.



Medicinal plants used in treatment of HS[51,54]

Tea Tree Oil

Tea tree oil when applied to lesions it shows its antibacterial and anti-inflammatory properties thus helps to overcome swelling and reduces severity of wounds and administered always as topically

Turmeric

This plants used to reduced infection and inflammation because of its antimicrobial property much simillar to tea tree oil and ginger.

non toxic in nature .

Aloe vera

Most commonly used in the skin inflammatory like hś to cure lesions with the help of its properties and medicinal effects

HOMOEOPATHIC TREATMENT [53,55]

Hepar Sulphar

This medicine is used to reduce inflammation and prevents pus formation.

This can be applied through tongue

Recommended dosages once daily

Arnica Mont

Improve blood flow in the affected areas thus prevents formation of pus

Ledum Pal

Ledum pal used to improve healing process and helps in healing of wounds and used to cure interconnected lesions, thus assumes significant part in the administration of hś

Recommended dose twice a day

Echinacea

Improves healing process and reduce itching

***Azadirachta indica*(NEEM)**

Utilized as blood purifier and reduce bacterial infection

Calendula officinalis

Plays as antiseptic and reduces pus formation and infection

Sarsaparilla

Utilized as blood purifier improves healing and itching problems

Topical

Applied topically twice a day

Helps in wounds healing

LIFE STYLE RECOMMENDATION [53,54,55]

Style of living Comprehensive thought for women with Hidradenitis suppurativa joins giving style of living ideas that can enhance patients' very own fulfillment, for instance, dress proposition, ladylike care, axillary and pubic hair planning chips away at, smoking suspension, and food intake change.

Clothing

Garments rubbing in area is where two skin areas may touch or rub together due to unforgiving and tiresome attire is associated with the improvement of Hidradenitis suppurativa injury. Proper dressing can help with restricting mechanical disintegration on Hidradenitis Suppurativa wounds. Clothes which are made up cotton, rayon and bamboo fibers are the most comfortable in this disease.

Menses Caring

Females with genitals wounds may experience bother from scouring constrained by sterile pads. It is emphasising on the usage of tampons instead of sanitary napkin to decrease torture, disintegration, and wetness close by during ladylike cycle. Plastic and round tip tampons can be proposed as far as possible torture on incorporation and, if the individual blessings clothing liners, providers can recommend things that are fragrance permitted and made of fragile and

cotton. Thought should in like manner be given for loosened up routine OCPs to lessen ladylike repeat.

Hair Removal

During hair removing in Hidradenitis suppurativa progression stays questionable, anyway one examination finding the hair removal was represented to be a infection intensifying element with 13% of individuals. The connected contact from close hair removal may similarly causing anguish and trouble in locales of Hidradenitis wounds. Trimming hair small in lieu hair removal might be diminish aggravation. Individual those need without hair skin should be encouraged to make an effort not to shave in spaces of dynamic flare and to consider laser hair clearing, regardless of the way that it is best for those with dull hair and light appearance types. Hair removal creams may in like manner be used.

Tobacco

Work have displayed that some place in the scope of 70% & 90% of Hidradenitis suppurativa individual smoke, differentiated. Along these lines, smoking discontinuance should be significantly upheld for all things considered prosperity by all providers truly zeroing in on HS patients.

Dietary modifications

Corpulence (besity) is in like manner a grounded threat component for Hidradenitis suppurativa. Work is showing a 1.2-overlay extended threat of making hidradenitis suppurativa for each unit development in the indication of high body fatness. It might be discretionary to extended heftiness causing extended scouring that might add to progress of hidradenitis suppurativa.

Conclusion

HS is a continuous combustible skin sickness that can debilitatingly influence a patient's social activities, work works out, and as a rule individual fulfillment. HS can phenomenally influence patients' very own fulfillment and social and work practices as a result of constant disease breaks faith with troublesome and toxic injuries. In like manner, brief treatment is expected to diminish and confine HS inconvenience. Before long, healing weapons against HS fuse a couple of meds; most of them are used off-name, with adalimumab being the single FDA-embraced drug for moderate to outrageous HS. HS patients routinely need a multidisciplinary approach, combining both clinical and cautious medications despite lifestyle change. HS remains a troublesome disease that is difficult to treat. Further examinations are required to realize whether certain innate, clinical, or phenotypic factors may expect or control prescriptions result

HS is a transient contamination not because of its extraordinariness – it is normal – however since of the shortage of data from specialists.

Meds are not mending – except for wide operation which should be possible remarkably for outrageous cases – yet include incredible organization;

using 'customary' striking medications is habitually more supportive than the alleged 'innovative meds', the balance of risk/advantages of which are dark today.

REFERENCES

1. Jemec GBE, Revuz J, Leyden JJ, eds. Hidradenitis suppurativa. Berlin: SpringerVerlag, 2006.
2. Kurzen H, Kurokawa I, Jemec GB, et al. What causes hidradenitis suppurativa? *Exp Dermatol* 2008;17:455-72.
3. von der Werth JM, Williams HC. The natural history of hidradenitis suppurativa. *J Eur Acad Dermatol Venereol* 2000;14:389-92.
4. Revuz JE, Canoui-Poitrine F, Wolkenstein P, et al. Prevalence and factors associated with hidradenitis suppurativa: results from two case-control studies. *J Am Acad Dermatol* 2008;59:596-601.
5. Jemec GB, Heidenheim M, Nielsen NH. The prevalence of hidradenitis suppurativa and its potential precursor lesions. *J Am Acad Dermatol* 1996;35:191-4.
6. Palmer RA, Keefe M. Early-onset hidradenitis suppurativa. *Clin Exp Dermatol* 2001;26:501-3.
7. Wang B, Yang W, Wen W, et al. Gamma secretase gene mutations in familial acne inversa. *Science* 2010;330:1065.
8. Lapins J, Olerup O, Emtestam L. No human leukocyte antigen-A, -B or -DR association in Swedish patients with hidradenitis suppurativa. *Acta Derm Venereol* 2001;81:28-30.
9. König A, Lehmann C, Rompel R, Happle R. Cigarette smoking as a triggering factor of hidradenitis suppurativa. *Dermatology* 1999;198:261-4.
10. Sartorius K, Emtestam L, Jemec GB, Lapins J. Objective scoring of hidradenitis suppurativa reflecting the role of tobacco smoking and obesity. *Br J Dermatol* 2009;161:831-9.
11. Jemec GB, Heidenheim M, Nielsen NH. Hidradenitis suppurativa — characteristics and consequences. *Clin Exp Dermatol* 1996;21:419-23.
12. Matusiak Ł, Bieniek A, Szepietowski JC. Hidradenitis suppurativa markedly decreases quality of life and professional activity. *J Am Acad Dermatol* 2010;62:706-8.
13. Wolkenstein P, Loundou A, Barrau K, Auquier P, Revuz J, Quality of Life Group of the French Society of Dermatology. Quality of life impairment in hidradenitis

- suppurativa: a study of 61 cases. *J Am Acad Dermatol* 2007;56:621-3.
- 14.** Jemec GB, Heidenheim M, Nielsen NH. A case-control study of hidradenitis suppurativa in an STD population. *Acta Derm Venereol* 1996;76:482-3.
- 15.** Lapins J, Ye W, Nyrén O, Emtestam L. Incidence of cancer among patients with hidradenitis suppurativa. *Arch Dermatol* 2001;137:730-4.
- 16.** van der Zee HH, van der Woude CJ, Florencia EF, Prens EP. Hidradenitis suppurativa and inflammatory bowel disease: are they associated? Results of a pilot study. *Br J Dermatol* 2010;162:195-7.
- 17.** Yu CC, Cook MG. Hidradenitis suppurativa: a disease of follicular epithelium, rather than apocrine glands. *Br J Dermatol* 1990;122:763-9.
- 18.** Jemec GB, Hansen U. Histology of hidradenitis suppurativa. *J Am Acad Dermatol* 1996;34:994-9.
- 19.** von Laffert M, Helmbold P, Wohlrab J, Fiedler E, Stadie V, Marsch WC. Hidradenitis suppurativa (acne inversa): early inflammatory events at terminal follicles and at interfollicular epidermis. *Exp Dermatol* 2010;19:533-7.
- 20.** Boer J, Weltevreden EF. Hidradenitis suppurativa or acne inversa: a clinicopathological study of early lesions. *Br J Dermatol* 1996;135:721-5.
- 21.** Kamp S, Fiehn AM, Stenderup K, et al. Hidradenitis suppurativa: a disease of the absent sebaceous gland? Sebaceous gland number and volume are significantly reduced in uninvolved hair follicles from patients with hidradenitis suppurativa. *Br J Dermatol* 2011;164:1017-22.
- 22.** Kurokawa I, Nishijima S, Kusumoto K, Senzaki H, Shikata N, Tsubura A. Immunohistochemical study of cytokeratins in hidradenitis suppurativa (acne inversa). *J Int Med Res* 2002;30:131-6.
- 23.** Matusiak L, Bieniek A, Szepietowski JC. Increased serum tumour necrosis factor-

alpha in hidradenitis suppurativa patients:
is there a basis for treatment with
anti-tumour necrosis factor-alpha agents?
Acta Derm Venereol 2009;89:601-3.

24. Schlapbach C, H. nni T, Yawalkar N,
Hunger RE. Expression of the IL-23/Th17
pathway in lesions of hidradenitis suppurativa.
J Am Acad Dermatol 2011;65:790-8.

25. Lapins J, Jarstrand C, Emtestam L.
Coagulase-negative staphylococci are the
The New England Journal of Medicine

Downloaded from nejm.org at MIT LIBRARIES on August 10, 2013. For personal use only. No
other uses without permission.

Copyright © 2012 Massachusetts Medical Society. All rights reserved.

n engl j med 366;2 nejm.164 org january 12, 2012

clinical practice

most common bacteria found in cultures
from the deep portions of hidradenitis
suppurativa lesions, as obtained by carbon
dioxide laser surgery. *Br J Dermatol*
1999;140:90-5.

26. Jemec GB, Faber M, Gutschik E, Wendelboe
P. The bacteriology of hidradenitis
suppurativa. *Dermatology* 1996;193:203-6.

27. Wortsman X, Jemec GB. Real-time
compound imaging ultrasound of hidradenitis
suppurativa. *Dermatol Surg* 2007;33:
1340-2.

28. Mebazaa A, Ben Hadid R, Cheikh
Rouhou R, et al. Hidradenitis suppurativa:
a disease with male predominance in Tunisia.
*Acta Dermatovenerol Alp Panonica
Adriat* 2009;18:165-72.

29. Hurley HJ. Axillary hyperhidrosis,
apocrine bromhidrosis, hidradenitis suppurativa,
and familial benign pemphigus:
surgical approach. In: Roenigk RK, Roenigk
HH Jr, eds. *Dermatologic surgery:
principles and practice*. 2nd ed. New York:
Marcel Dekker, 1996:623-45.

30. Clemmensen OJ. Topical treatment of
hidradenitis suppurativa with clindamycin.
Int J Dermatol 1983;22:325-8.

31. Altenburg J, de Graaff CS, van der
Werf TS, Boersma WG. Immunomodulatory
effects of macrolide antibiotics; biological

mechanisms. *Respiration* 2011;81:67-74.

- 32.** Jemec GB, Wendelboe P. Topical clindamycin versus systemic tetracycline in the treatment of hidradenitis suppurativa. *J Am Acad Dermatol* 1998;39:971-4.
- 33.** Gener G, Canoui-Poittrine F, Revuz JE, et al. Combination therapy with clindamycin and rifampicin for hidradenitis suppurativa: a series of 116 consecutive patients. *Dermatology* 2009;219:148-54.
- 34.** van der Zee HH, Boer J, Prens EP, Jemec GB. The effect of combined treatment with oral clindamycin and oral rifampicin in patients with hidradenitis suppurativa. *Dermatology* 2009;219:143-7.
- 35.** Sawers RS, Randall VA, Ebling FJ. Control of hidradenitis suppurativa in women using combined antiandrogen (cyproterone acetate) and oestrogen therapy. *Br J Dermatol* 1986;115:269-74.
- 36.** Mortimer PS, Dawber RP, Gales MA, Moore RA. A double-blind controlled crossover trial of cyproterone acetate in females with hidradenitis suppurativa. *Br J Dermatol* 1986;115:263-8.
- 37.** Boer J, van Gemert MJ. Long-term results of isotretinoin in the treatment of 68 patients with hidradenitis suppurativa. *J Am Acad Dermatol* 1999;40:73-6.
- 38.** Soria A, Canoui-Poittrine F, Wolkenstein P, et al. Absence of efficacy of oral isotretinoin in hidradenitis suppurativa: a retrospective study based on patients' outcome assessment. *Dermatology* 2009;218:134-5.
- 39.** Buckley DA, Rogers S. Cyclosporinresponsive hidradenitis suppurativa. *J R Soc Med* 1995;88:289P-290P.
- 40.** Rose RF, Goodfield MJ, Clark SM. Treatment of recalcitrant hidradenitis suppurativa with oral ciclosporin. *Clin Exp Dermatol* 2006;31:154-5.
- 41.** Grant A, Gonzalez T, Montgomery MO, Cardenas V, Kerdel FA. Infliximab therapy for patients with moderate to severe

hidradenitis suppurativa: a randomized, double-blind, placebo-controlled crossover trial. *J Am Acad Dermatol* 2010; 62:205-17.

42. Adams DR, Yankura JA, Fogelberg AC, Anderson BE. Treatment of hidradenitis suppurativa with etanercept injection. *Arch Dermatol* 2010;146:501-4.

43. Miller I, Lynggaard CD, Lophaven S, Zachariae C, Dufour DN, Jemec GB. A double-blind placebo-controlled randomized trial of adalimumab in the treatment of hidradenitis suppurativa. *Br J Dermatol* 2011;165:391-8.

44. Ritz JP, Runkel N, Haier J, Buhr HJ. Extent of surgery and recurrence rate of hidradenitis suppurativa. *Int J Colorectal Dis* 1998;13:164-8.

45. van der Zee HH, Prens EP, Boer J. Deroofing: a tissue-saving surgical technique for the treatment of mild to moderate hidradenitis suppurativa lesions. *J Am Acad Dermatol* 2010;63:475-80.

46. Mandal A, Watson J. Experience with different treatment modules in hidradenitis suppurativa: a study of 106 cases. *Surgeon* 2005;3:23-6.

47. Tierney E, Mahmoud BH, Hexsel C, Ozog D, Hamzavi I. Randomized controlled trial for the treatment of hidradenitis suppurativa with a neodymiumdoped yttrium aluminium garnet laser. *Dermatol Surg* 2009;35:1188-98.

48. Lapins J, Marcusson JA, Emtestam L. Surgical treatment of chronic hidradenitis suppurativa: CO2 laser stripping-secondary intention technique. *Br J Dermatol* 1994;131:551-6.

49. Lapins J, Sartorius K, Emtestam L. Scanner-assisted carbon dioxide laser surgery: a retrospective follow-up study of patients with hidradenitis suppurativa. *J Am Acad Dermatol* 2002;47:280-5.

50. Fr.hlich D, Baaske D, Glatzel M. Radiotherapy of hidradenitis suppurativa —

51. Seeking new acne treatment from natural products, devices and synthetic drug discovery

Ji Hoon Yang ORCID Icon, Ji Young Yoon, Hyuck Hoon Kwon, Seonguk Min, Jungyoon Moon ORCID Icon & Dae Hun Suh

Article: e1356520 |

52. the homeopathic treatment of acne by gillies malcome mc david, issue date-1994.

53. Hidradenitis suppurativa: A comprehensive review

Ali Alikhan,^a Peter J. Lynch, MD,^b and Daniel B. Eisen, MD^b
Sacramento, California

54. Hidradenitis suppurativa

Lynette J. Margesson, MD, FRCPC, Assistant Professor of
Obstetrics and Gynecology and Surgery (Dermatology) 1,

F. William Danby, MD, FRCPC, Adjunct Assistant Professor,
Department of Surgery (Dermatology)

Geisel School of Medicine at Dartmouth, Hanover, 721 Chestnut Street, Manchester, NH 03104-3002, USA

55. Hidradenitis suppurativa

Lynette J. Margesson, MD, FRCPC, Assistant Professor of
Obstetrics and Gynecology and Surgery (Dermatology) 1,

F. William Danby, MD, FRCPC, Adjunct Assistant Professor,
Department of Surgery (Dermatology)