

A Project Report

On

# **E-Know : An E-Learning Portal**

Submitted in partial fulfillment of the requirement for the  
award of the degree of

## **Bachelor of Technology In Computer Science & Engineering**



(Under the Uttar Pradesh Private Universities Act No. 12 of 2019)

Under the Supervision Of:

**Dr. Bharat Bhushan Naib**

**Assistant Professor**

**Department of Computer Science and Engineering**

Submitted by:

**18SCSE1010107 – AYUSH CHAUHAN**

**18SCSE1070004 – AKRUR SHYAM**

**SCHOOL OF COMPUTING SCIENCE AND ENGINEERING  
DEPARTMENT OF COMPUTER SCIENCE AND ENGINEERING  
GALGOTIAS UNIVERSITY, GREATER NOIDA INDIA  
DECEMBER, 2021**



**SCHOOL OF COMPUTING SCIENCE AND  
ENGINEERING**

**GALGOTIAS UNIVERSITY, GREATER NOIDA**

## **DECLARATION**

We hereby certify that the work which is being presented in the project, entitled “ **E-know : An E-Learning Platform**” in partial fulfillment of the requirements for the award of the **BACHELOR OF TECHNOLOGY IN COMPUTER SCIENCE AND ENGINEERING** submitted in the School of Computer Science and Engineering of Galgotias University, Greater Noida, is an original work carried out during the period of **JULY-2021 to DECEMBER-2021**, under the supervision of **Dr. Bharat Bhushan Naib**, Assistant Professor, Department of Computer Science and Engineering of School of Computing Science and Engineering , Galgotias University, Greater Noida.

The matter presented in the project has not been submitted by me/us for the award of any other degree of this or any other places.

**18SCSE1010107 - Ayush Chauhan**  
**18SCSE1010007 – Akrur Shyam**

This is to certify that the above statement made by the candidates is correct to the best of my knowledge.

-----  
**Dr. Bharat Bhushan Naib**  
(Supervisor)

## **CERTIFICATE**

This is to certify that The Final Thesis/Project/ Dissertation Viva-Voce examination of AYUSH CHAUHAN (18SCSE1010107) & AKRUR SHYAM (18SCSE1010007) has been held on \_\_\_\_\_ and their work is recommended for the award of BACHELOR OF TECHNOLOGY IN COMPUTER SCIENCE AND ENGINEERING.

-----  
**Signature of Examiner**

-----  
**Signature of Supervisor**

**Signature of Dean**

**Date:**

**Place:**

# Table of Contents

<b>Title</b>	<b>Page No.</b>
Chapter 1: Abstract	
Chapter 2: Introduction	
Chapter 3: Literature Survey	
3.1 Problem Statement	
3.2 Existing System	
3.3 Proposed System(Project E-know)	
Chapter 4: System Requirements	
4.1 Software Requirements	
4.2 Hardware Requirements	
Chapter 5: UML Diagrams	
5.1 Use-Case Diagram	
5.2 Site flow Diagram	
Chapter 6: Module Description	
Chapter 7: Module Implementation	
Chapter 8: Testing Methodology	
8.1 Functional Testing	
8.2 Non-functional/Performance Testing	
8.3 Maintenance Testing	
Chapter 9: User Survey & Feedback	
Chapter 10: Results (Output)	
Chapter 11: Conclusion	
Chapter 12: References	

\*\*\*\*\*End for Report\*\*\*\*\*

## **List of Figures**

<b>S.No.</b>	<b>Title of Figure</b>	<b>Page No.</b>
1	Use Case Diagram	11
2	Module Mapping Diagram	12
3	Home Page Output	34
4	Offer Page Output	34
5	Contact Us Page Output	35
6	Primary Classes View	36
7	Career Page Output	37
8	Login/Sign Up Output	37

# **ABSTRACT**

## **E-Know – An E-learning Portal**

E-learning has been a topic of increasing interest in recent years. It is often perceived as a group effort, where authors, instructional designers, technicians, teachers, trainers, database administrators, and people from various other areas of expertise come together in order to serve the community of learners. With the vast development of various technologies, learning today is no longer confined to classrooms with lecture delivery as the only method of conveying knowledge, rather, an electronic means of learning has continued to evolve. Electronic learning (e-Learning), which facilitates education using communications networks, has made learning possible from anywhere, at any time, at any place. E-learning can be applied in two major ways: first is presenting the education content, and facilitating education processes. In View of todays situations like Covid pandemic, E-learning has become the default way to conduct training or to provide education.

## **INTRODUCTION**

E-learning system is a Web-based system for training programs and information sharing between individuals giving them the flexibility to access it from their workplace or home. Authorized individuals have 24x7 access to this unique system through URL or through a unique User ID and Password.

The E-learning system goes far beyond conventional training by sharing every idea, managing individual training requirements and reporting training progress. Most E-learning platforms are Web-based and facilitate “anytime, anyplace, any pace” access to learning content and administration.

E-learning platforms enable an organization to effectively train a large group of students spread across the organization. With a Learning Platform, training and e-Learning are managed by software that allows users and administrators alike to easily access tests and assignments reports.

Our E-learning platform is being extensively used in universities and of course colleges. One of the most important segments in today’s development and use of the e-learning system is the personalization of content and building of user profiles based on the learning behaviour of each individual user. The personalization options increase efficiency of e-learning, thus justifying the higher initial cost of their construction. In order to personalize the learning process and adapt content to each learner, e-learning systems can use strategies that have the ability to meet the needs of learners. Also, these systems have to use different technologies to change the environment and perform the adaptation of teaching materials based on the needs of learners. The process of adaptation can be in the form of adaptation of content, learning process, feedback or navigation.

## Literature Survey

**Problem Statement:** As we know due to the Ongoing Covid-19 pandemic ,Markets, firms ,Schools and most other such thing are now shifting on to the Internet. The Prime evolution have been seen in the school learning, where we have seen how students from even small classes are using the resources on the internet for their Learning purpose. With them even there teachers are required to shift their teaching methodology to the online platforms. How ever the close look on this evolution witness that it is becoming quite difficult for the people from the non-technical background to adapt these essential and rapid shift. So the Question is how we need to increase the usability of these Advance online platforms for other non-technical people also.

**Existing System :** Currently there are few website which have same function of providing education/learning material to learners. They provide many functions to interact with users. But the biggest limitation with these websites are that, these websites are not user friendly and user have to become paid member of these websites and also if they want to find different study related material then, they have to access different sites and material is not fully provided even they will not find videos related materials too. Even these websites course related study only, And nothing related to other learning activities. And the worst is there is UI is restricted only to the people from technical background only, And so other common people find it difficult to use them.



**The Proposed System( E – know):** The proposed system contains various advantageous features such as:

1. Quick navigation throughout the website
2. Easy and Interactive UI
3. Classroom feature that can be used by the schools
4. Community chat page
5. List of Important books
6. Fast Access and loading

The proposed open source e-Learning system is based on client/ server architecture. The communication media between the client and the server may either be wireless or wired using the Internet or intranet. The clients of the e-Learning class bulletin board system may use microcomputer devices (such as PC, notebook or Laptop, etc) to communicate with the server and with each other. Once a user successfully login, all the e-Learning resources will be made available with a display of the name of the user that logged in

# Technical Requirements

## 1. Software Applications used:

- Visual Studio Code
- Apache Tomcat Server
- Canva (For designing templates)
- Star UML (for wireframing)
- Figma
- MySql Database

## 2. Languages Used:

- HTML
- CSS
- JavaScript

## 3. Framework Used:

- BootStrap

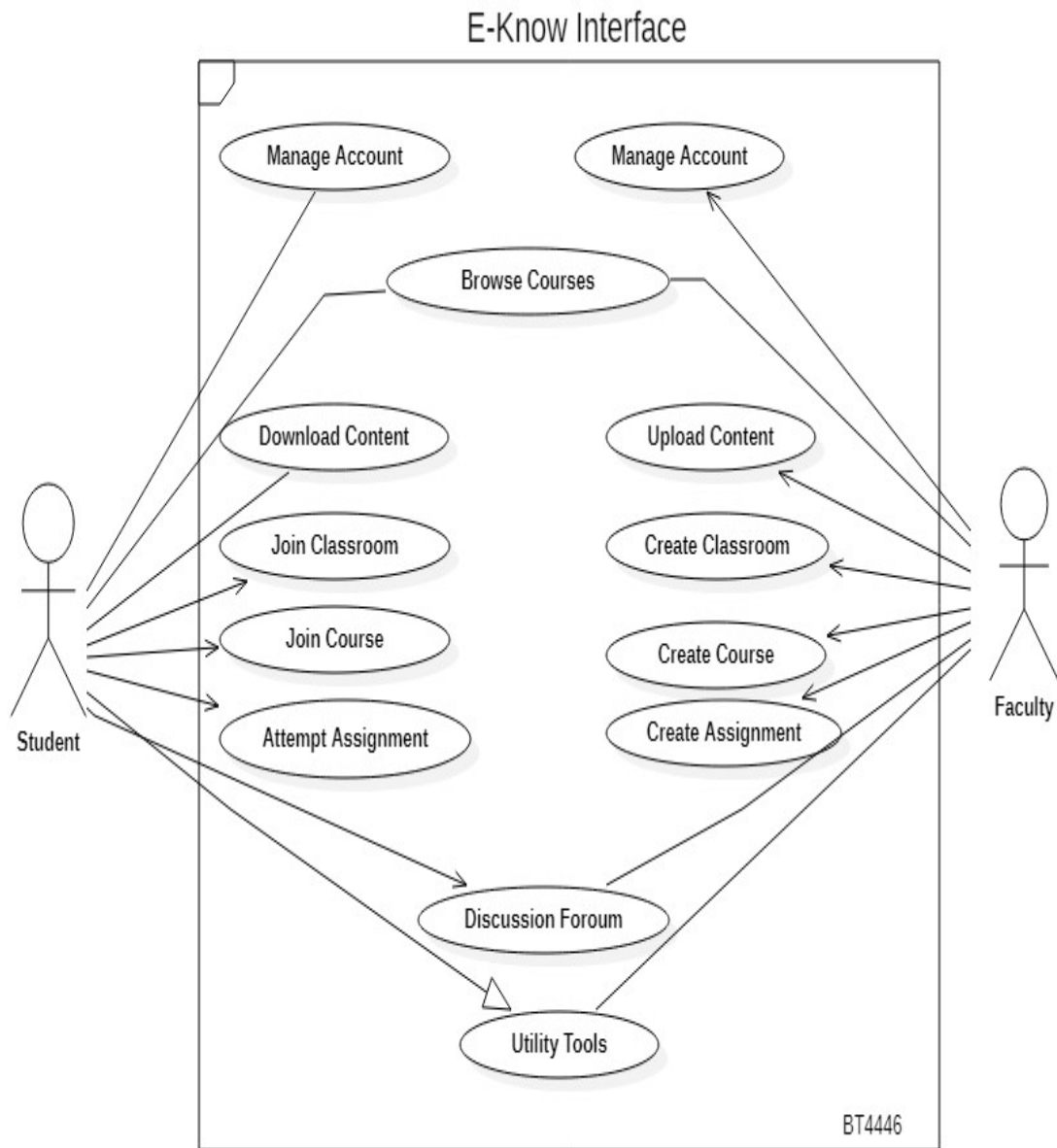
## 4. Hardware Requirements:

- Latest Window
- RAM (minimum 4 GB)
- Stable Internet Connection

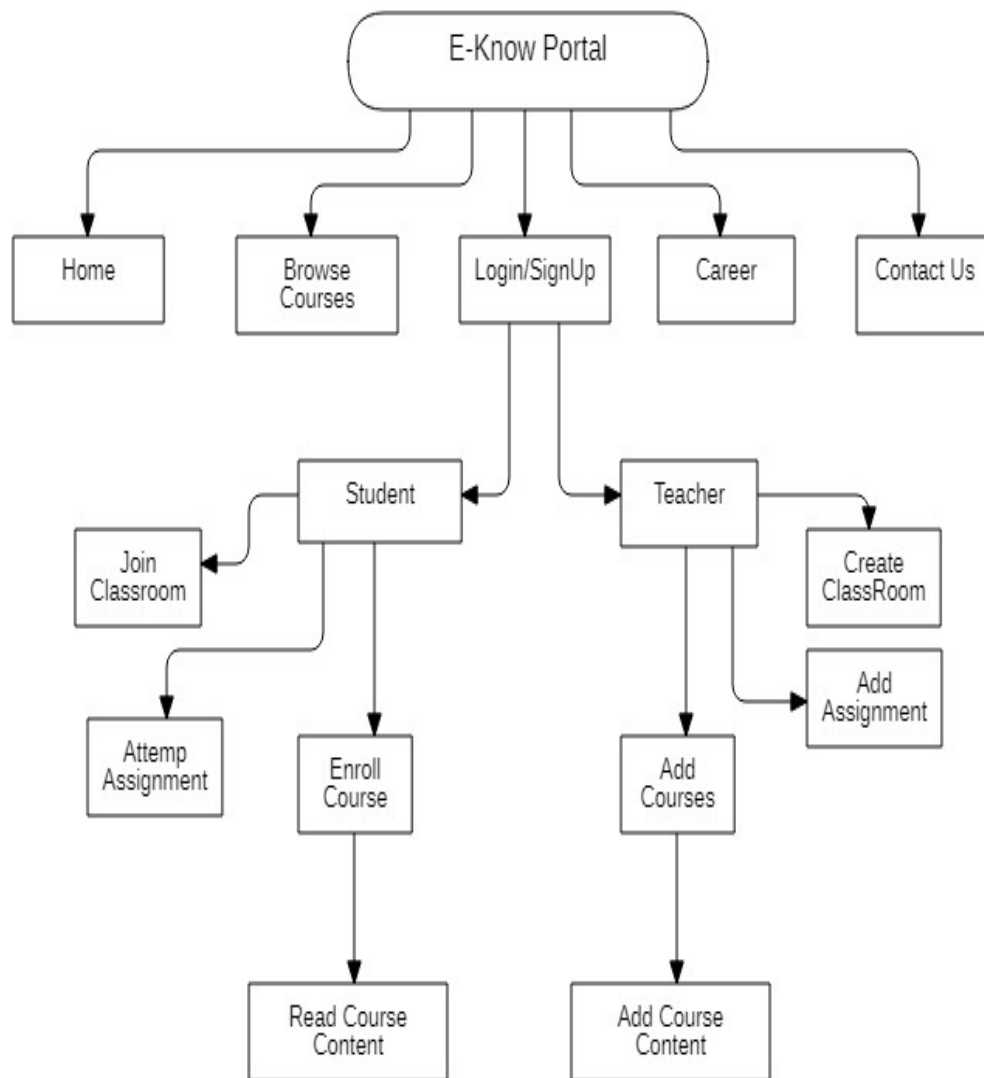
# UML DIAGRAMS

- Use-Case Diagram

it is used to represent the dynamic behavior of a system. It encapsulates the system's functionality by incorporating use cases, actors, and their relationships. It models the tasks, services, and functions required by a system/subsystem of an application.



- **Usability Mapping**



BT4446

## **Module Description**

The Designed Project contains the following Modules:

### **Module 1: Home Tab**

This act as a shortcut for Index page or the landing page of the website. Clicking on this we can reach out to the Home page of the E-learning Website. It is available on Every Page

### **Module 2: About Us Tab**

This will scroll the page to the About us section on the index page ,which contains a brief introduction of the developing team , their mission and vision regarding the website

### **Module 3: Courses**

This is the most important part of the website as it drops down to all the available e-courses on the website.

This module is further categorized into different sections such as:

- Module 3.1 - for Primary Classes
- Module 3.2 - for Secondary Classes
- Module 3.3 - for Competitive Exams
- Module 3.4 - for Under-graduate Courses
- Module 3.5 - for Post-graduate Courses

### **Module 4: Utility Tools**

This contains the mostly used document manipulation tools with functions such as:

- Compress file
- Merge File
- Convert file format

## **Module 5: Exclusive Blogs**

This section will contain:-

- Exam related tips
- Technical Hacks
- Competitive Exam News
- Useful Technical News

And much more blogs/articles for students

## **Module 6: Career**

This option is also available for Jobs at E-know .Tutors can submit their resumes and other required informations to join the E-know family.

## **Module 7: Contact Us**

This Feature will scroll down to the Contact section. It will provide users the contact details and address of the E-know offices. The queries and feedback will also be welcomed.

# Module Implementation

## 1. Home Page (Index.html)

Description: This page is the Landing Page of the website. From here we can navigate to all other resources available on the web portal . It is designed and implemented using Bootstrap framework.

Implementation:

```
<!DOCTYPE html>
<html lang="en">

<head>
<meta charset="UTF-8">
<meta name="viewport"
content="width=device-width,
initial-scale=1.0">
<link rel="stylesheet"
href="css\bootstrap.min.css">
<title>E-Know</title>
<!-- Favicons -->
<link href="assets/img/favicon.png"
rel="icon">
<link href="assets/img/apple-touch-
icon.png" rel="apple-touch-icon">

<!-- Google Fonts -->
<link
href="https://fonts.googleapis.com/c
ss?family=Open+Sans:300,300i,400
,400i,600,600i,700,700i|Raleway:30
0,300i,400,400i,500,500i,600,600i,7
00,700i|Poppins:300,300i,400,400i,
500,500i,600,600i,700,700i"
rel="stylesheet">
<link href="css\style.css"
rel="stylesheet">
</head>

<body>
<!-- ===== Header ===== -->
```

```
<header id="header" class="d-flex
align-items-center">
<div class="container-fluid d-flex
align-items-start">

<h1 class="logo lg-auto"><a
href="index.html"> E-know
</a></h1>
<!-- Uncomment below for image
logo -->
<!--<a href="index.html"
class="logo me-auto"></a>-->

<nav id="navbar" class="navbar">
<ul>
<li><a class="nav-link scrollto
active"
href="index.html">Home</a></li>
<li><a class="nav-link scrollto"
href="#about">About Us</a></li>

<li class="nav-item dropdown">
<a class="nav-link dropdown-
toggle" href="#"
id="navbarScrollingDropdown"
role="button"
data-bs-toggle="dropdown" aria-
expanded="false">Courses </a>
<ul class="dropdown-menu" aria-
labelledby="navbarScrollingDropdo
wn">
```

```

</li><a
href="PrimaryClasses.html">Primar
y Classes</a></li>
<li class="dropdown"><a
href="#"><span>Secondary
Classes</span> <i class="bi bi-
chevron-right"></i></a>
<ul>
<li><a href="#">Class 8th</a></li>
<li><a href="#">Class 9th</a></li>
<li><a href="#">Class
10th</a></li>
<li><a href="#">Class
11th</a></li>
<li><a href="#">Class
12th</a></li>
</ul>
</li>
<li class="dropdown"><a
href="#">Competitive Exams</a>
<ul>
<li><a href="#">IIT-JEE</a></li>
<li><a href="#">NEET</a></li>
<li><a href="#">CAT</a></li>
<li><a href="#">SSC</a></li>
<li><a href="#">GATE</a></li>
</ul>
</li>
<li class="dropdown"><a
href="#">UnderGradute
Couses</a>
<ul>
<li><a
href="#">B.Tech(Engineering)</a>
</li>
<li><a href="#">Medical
Courses</a></li>
<li><a href="#">Management
Course</a></li>
<li><a href="#">Law
Courses</a></li>
<li><a
href="#">BCA/MCA</a></li>
</ul>
</li>

```

```

<li><a href="#">Post-Graduation
Courses</a></li>
</ul>
</li>
<li class="nav-item dropdown">
<a class="nav-link dropdown-
toggle" href="#"
id="navbarScrollingDropdown"
role="button"
data-bs-toggle="dropdown" aria-
expanded="false">Utility Tools
</a>
<ul class="dropdown-menu" aria-
labelledby="navbarScrollingDropdo
wn">
<li><a href="#">Covert Word file
to PDF</a></li>
<li><a href="#">Merge
Files</a></li>
<li><a href="#">Compress
Files</a></li>
<li><a href="#">Document
tools</a></li>
</ul>
</li>
<li><a class="nav-link scrollto"
href="#Tips">Exclusive Blogs
</a></li>
<span> </span>
<li><form class="d-inline-flex">
<input class="form-control md-2"
type="search" placeholder="Search"
aria-label="Search">
<button class="btn btn-outline-
success"
type="submit">Search</button>
</form> </li>
<li><a class="nav-link scrollto"
href="Career.html">Career</a></li>
>
<li><a class="nav-link scrollto"
href="#contact">Contact
Us</a></li>

```



```

<li><a class="getstarted scrollto"
href="#about">LOGIN/SIGNUP</a
></li>
</ul>
<i class="bi bi-list mobile-nav-
toggle"></i>
</nav><!-- .navbar -->

```

```

</div>
</header><!-- End of Navigation
bar -->

```

```

<!-- <div class="main"
style="margin-auto"> -->
<div class="container-fluid">
<div class="row mb-1">
<div class="col-12">

</div>
</div>
</div>

```

```

<!-- Top offers-->
<section id="Topoffers"
class="Topoffers">
<div class="container-fluid">
<h1 class="text-center">Top
Trending Courses</h1>
<hr class="w-27 mx-auto pt-2">
<div class="card-deck">
<div class="row">
<div class="col-md-3">
<div class="card" style="width:
18rem;">

<div class="card-body">
<h5 class="card-title">Java
Complete Course</h5>
<p class="card-text">Complete Java
course with certificate and
badges.</p>

```

```

<a href="#" class="btn btn-
primary">Price Rs 4999</a>
</div>
</div>
</div>

```

```

<div class="col-md-3">
<div class="card" style="width:
18rem;">

<div class="card-body">
<h5 class="card-title">Bootstrap 5
Course</h5>
<p class="card-text">Complete
Bootstrap course with certificate
and badges.</p>
<a href="#" class="btn btn-
primary">Price Rs 3999</a>
</div>
</div>
</div>

```

```

<div class="col-md-3">
<div class="card" style="width:
18rem;">

<div class="card-body">
<h5 class="card-title">React
Complete Course</h5>
<p class="card-text">Complete
React course with certificate and
badges.</p>
<a href="#" class="btn btn-
primary">Price Rs 2590 </a>
</div>
</div>
</div>

```

```

<div class="col-md-3">
<div class="card" style="width:
18rem;">


```

```

<div class="card-body">
<h5 class="card-title">Python
Complete Course</h5>
<p class="card-text">Complete
Python course with certificate and
badges.</p>
<a href="#" class="btn btn-
primary">Price Rs 5999</a>
</div>
</div>
</div>
</div>
</section>
<!--courses-->
<!--About us-->
<section id="about" class="about">
<div class="container-fluid">
<h1 class="text-center">About
Us</h1>
<hr class="w-27 mx-auto pt-2">

<div class="row mb-3">
<div class="col-lg-6 col-md-6 col-
12">

</div>
<div class="col-lg-6 col-md-6 col-
12">
<h3 font-weight: bold> Smart,
Convinient and Effective
Learning</h3>
<br>
<p>A Smart Team behind a Smart
Platform !<br><br>
The Know in E-know ,stands for
Knowledge. we are a small team of
Tech Enthusiast ,with a desire to
Normalize the New Normal at your
Ease. We Have seen a lot of people
during the last 2 years ,covid
pandemic time that eventually
everything got into the online thing.
From school classes to the office

```

meetings and many more. but we realized that It was very difficult for a non-technical person to move along with this new trend. Hence we here came up with an online platform that would make their work easier and Convenient. The Exclusively implemented UI will booster there online presence at their comfort.

```

</p>
</div>
</div>
</div>
</section>

<!-- ===== Contact Section
===== -->
<section id="contact"
class="contact">
<div class="container-fluid">
<h1 class="text-
center">ContactUs</h1>
<hr class="w-27 mx-auto pt-2">

<div class="row mb-4">
<div class="col-lg-6 col-md-6 col-
12">

</div>
<div class="col-lg-6">
<h3> Please Fill Out You Query
Below</h3>
<br>
<form action="forms/contact.php"
method="post" role="form"
class="php-email-form">
<div class="row">
<div class="col form-group">
<input type="text" name="name"
class="form-control" id="name"
placeholder="Your Name"
required>
</div>

```

```

<div class="col form-group">
<input type="email" class="form-
control" name="email" id="email"
placeholder="Your Email"
required>
</div>
</div>
<div class="form-group">
<input type="text" class="form-
control" name="subject"
id="subject" placeholder="Subject"
required>
</div>
<div class="form-group">
<textarea class="form-control"
name="message" rows="4"
placeholder="Message"
required></textarea>
</div>
<div class="my-3">
<div
class="loading">Loading</div>
<div class="error-message"></div>
<div class="sent-message">Your
message has been sent. Thank
you!</div>
</div>
<div class="text-center"><button
type="submit">Send
Message</button></div>
</form>
</div>
</div>
</div>
</section>
<!-- End Contact Section -->
<!-- Footer wala part-->
<footer id="footer">
<div class="container">
<div class="row">

<div class="col">
<h3>Useful Links</h3>
<ul class="list-group">

```

```

<li><i class="list-group-
items"></i> <a
href="#">Home</a></li>
<li><i class="list-group-
items"></i> <a href="#">About
us</a></li>
<li><i class="list-group-
items"></i> <a href="#">Utility
Tools</a></li>
<li><i class="list-group-
items"></i> <a
href="#">Career</a></li>
<li><i class="list-group-
items"></i> <a href="#">Contact
Us</a></li>
</ul>
</div>

<div class="col ">
<h3>Join Our Newsletter</h3>
<h6>Enter Your Email Id
Below</h6><br>
<form action="" method="post">
<input type="email"
name="email"><input
type="submit" value="Subscribe">
</form>

</div>

<div class="col footer-contact">
<h3>E-know</h3>
<p>
<strong>Office:</strong> Galaxy
North Avenue<br>
Gaur city, Greater Noida West<br>
Uttar Pradesh (India) <br><br>
<strong>Phone:</strong> +91
9536367998<br>
<strong>Email:</strong>
info@Eknow.com<br>
</p>
</div>
</div>
</div>
</div>

```

```
</footer>
</body>
```

```
</html>
```

## 2. Courses Module

Description: This Module can be accessed by clicking on the “Course” option on the Homepage Navbar. It is a dropdown menu, through which we can navigate to other categories belonging to this module. The user can select the desired category of classes from the drop down menu. By clicking on it, he will be navigated to the selected class category.

### Implementation: (Primary classes)

```
<body>
<!--ADVERTISE -->
<div id="carouselExampleControls"
class="carousel slide" data-
ride="carousel">
<div class="carousel-inner">
<div class="carousel-item active">

</div>
<div class="carousel-item ">

</div>
<div class="carousel-item ">

</div>
</div>
<a class="carousel-control-prev"
href="#carouselExampleControls"
role="button" data-slide="prev">
<span class="carousel-control-prev-
icon" aria-hidden="true"></span>
<span class="sr-
only">Previous</span>
</a>
```

```
<a class="carousel-control-next"
href="#carouselExampleControls"
role="button" data-slide="next">
<span class="carousel-control-next-
icon" aria-hidden="true"></span>
<span class="sr-only">Next</span>
</a>
</div>
<br>
<div class="card-deck">
<div class="card">

<div class="card-body">
<h5 class="card-title">Class 1</h5>
<p class="card-text">
<ul>
<li>NCERT Approved Study
Material</li>
<li>Free & Downloadable</li>
<li>24*7 Excess</li>
</ul>
</p>
<a
href="PrimaryClassesInside.html"
class="btn btn-success">View
Study Material</a>
```

```

<p class="card-text"><small
class="text-muted">Last updated 5
mins ago</small></p>
</div>
</div>
<div class="card">

<div class="card-body">
<h5 class="card-title">Class 2</h5>
<p class="card-text"><ul>
<li>NCERT Approved Study
Material</li>
<li>Free & Downloadable</li>
<li>24*7 Excess</li>
</ul>
</p>
<a
href="PrimaryClassesInside.html"
class="btn btn-success">View
Study Material</a>
<p class="card-text"><small
class="text-muted">Last updated 5
mins ago</small></p>
</div>
</div>
<div class="card">

<div class="card-body">
<h5 class="card-title">Class 3</h5>
<p class="card-text"><ul>
<li>NCERT Approved Study
Material</li>
<li>Free & Downloadable</li>
<li>24*7 Excess</li>
</ul>
</p>
<a
href="PrimaryClassesInside.html"
class="btn btn-success">View
Study Material</a>

```

```

<p class="card-text"><small
class="text-muted">Last updated 5
mins ago</small></p>
</div>
</div>
<div class="card">
<br>
<div class="card-deck">
<div class="card">

<div class="card-body">
<h5 class="card-title">Class 4</h5>
<p class="card-text"><ul>
<li>NCERT Approved Study
Material</li>
<li>Free & Downloadable</li>
<li>24*7 Excess</li>
</ul>
</p>
<a
href="PrimaryClassesInside.html"
class="btn btn-success">View
Study Material</a>
<p class="card-text"><small
class="text-muted">Last updated 5
mins ago</small></p>
</div>
</div>
<div class="card">

<div class="card-body">
<h5 class="card-title">Class 5</h5>
<p class="card-text"><ul>
<li>NCERT Approved Study
Material</li>
<li>Free & Downloadable</li>
<li>24*7 Excess</li>
</ul>
</p>
<a
href="PrimaryClassesInside.html"

```

```
class="btn btn-success">View
Study Material</a>
<p class="card-text"><small
class="text-muted">Last updated 5
mins ago</small></p>
</div>
</div>
<div class="card">

<div class="card-body">
<h5 class="card-title">Class 6</h5>
<p class="card-text"><ul>
<li>NCERT Approved Study
Material</li>
<li>Free & Downloadable</li>
<li>24*7 Excess</li>
</ul>
</p>
<a
href="PrimaryClassesInside.html"
class="btn btn-success">View
Study Material</a>
<p class="card-text"><small
class="text-muted">Last updated 5
mins ago</small></p>
</div>
</div>
</div>
```

```
</div>
<br>
```

```
<!-- Footer wala part-->
<footer id="footer">
<div class="container">
<div class="row">
<div class="col">
<h3>Useful Links</h3>
<ul class="list-group">
<li><i class="list-group-
items"></i> <a
href="#">Home</a></li>
```

```
<li><i class="list-group-
items"></i> <a href="#">About
us</a></li>
<li><i class="list-group-
items"></i> <a href="#">Utility
Tools</a></li>
<li><i class="list-group-
items"></i> <a
href="#">Career</a></li>
<li><i class="list-group-
items"></i> <a href="#">Contact
Us</a></li>
</ul>
</div>
```

```
<div class="col ">
<h3>Join Our Newsletter</h3>
<h6>Enter Your Email Id
Below</h6><br>
<form action="" method="post">
<input type="email"
name="email"><input
type="submit" value="Subscribe">
</form>
</div>
```

```
<div class="col footer-contact">
<h3>E-know</h3>
<p>
<strong>Office:</strong> Galaxy
North Avenue<br>
Gaur city, Greater Noida West<br>
Uttar Pradesh (India) <br><br>
<strong>Phone:</strong> +91
9536367998<br>
<strong>Email:</strong>
info@Eknow.com<br>
</p>
</div>
</div>
</div>
</div>
</body>
```

## Implementation (Inside Page of Primary classes):

```
<!DOCTYPE html>
<html lang="en">

<head>
<meta charset="UTF-8">
<meta name="viewport"
content="width=device-width,
initial-scale=1.0">
<link rel="stylesheet"
href="css\bootstrap.min.css">
<title>E-Know</title>
<!-- Favicons -->
<link href="assets/img/favicon.png"
rel="icon">
<link href="assets/img/apple-touch-
icon.png" rel="apple-touch-icon">

<!-- Google Fonts -->
<link
href="https://fonts.googleapis.com/c
ss?family=Open+Sans:300,300i,400
,400i,600,600i,700,700i|Raleway:30
0,300i,400,400i,500,500i,600,600i,7
00,700i|Poppins:300,300i,400,400i,
500,500i,600,600i,700,700i"
rel="stylesheet">
<link href="css\style.css"
rel="stylesheet">
</head>

<body>
<!-- ===== Header ===== -->
<header id="header" class="d-flex
align-items-center">
<div class="container-fluid d-flex
align-items-start">

<h1 class="logo lg-auto"><a
href="index.html"> E-know
</a></h1>
<!-- Uncomment below if you
prefer to use an image logo -->
<!--<a href="index.html"
class="logo me-auto"></a-->

<nav id="navbar" class="navbar">
<ul>
<li><a class="nav-link scrollto
active"
href="index.html">Home</a></li>
<li><a class="nav-link scrollto"
href="#about">About Us</a></li>

<li class="nav-item dropdown">
<a class="nav-link dropdown-
toggle" href="#"
id="navbarScrollingDropdown"
role="button"
data-bs-toggle="dropdown" aria-
expanded="false">Courses </a>
<ul class="dropdown-menu" aria-
labelledby="navbarScrollingDropdo
wn">
<li><a href="#">Primary
Classes</a></li>
<li class="dropdown"><a
href="#"><span>Secondary
Classes</span> <i class="bi bi-
chevron-right"></i></a>
<ul>
<li><a href="#">Class 8th</a></li>
<li><a href="#">Class 9th</a></li>
<li><a href="#">Class
10th</a></li>
<li><a href="#">Class
11th</a></li>
<li><a href="#">Class
12th</a></li>
</ul>
</li>
</ul>
</li>
```

```

<li class="dropdown"><a
href="#">Competitive Exams</a>
<ul>
<li><a href="#">IIT-JEE</a></li>
<li><a href="#">NEET</a></li>
<li><a href="#">CAT</a></li>
<li><a href="#">SSC</a></li>
<li><a href="#">GATE</a></li>
</ul>
</li>
<li class="dropdown"><a
href="#">UnderGradute
Couses</a>
<ul>
<li><a
href="#">B.Tech(Engineering)</a>
</li>
<li><a href="#">Medical
Courses</a></li>
<li><a href="#">Management
Course</a></li>
<li><a href="#">Law
Courses</a></li>
<li><a
href="#">BCA/MCA</a></li>
</ul>
</li>
<li><a href="#">Post-Graduation
Courses</a></li>
</ul>
</li>
<li class="nav-item dropdown">
<a class="nav-link dropdown-
toggle" href="#"
id="navbarScrollingDropdown"
role="button"
data-bs-toggle="dropdown" aria-
expanded="false">Utility Tools
</a>
<ul class="dropdown-menu" aria-
labelledby="navbarScrollingDropdo
wn">
<li><a href="#">Covert Word file
to PDF</a></li>

```

```

<li><a href="#">Merge
Files</a></li>
<li><a href="#">Compress
Files</a></li>
<li><a href="#">Document
tools</a></li>
</ul>
</li>
<li><a class="nav-link scrollto"
href="#Tips">Exclusive Blogs
</a></li>
<span> </span>
<li><form class="d-inline-flex">
<input class="form-control md-2"
type="search" placeholder="Search"
aria-label="Search">
<button class="btn btn-outline-
success"
type="submit">Search</button>
</form> </li>
<li><a class="nav-link scrollto"
href="#career">Career</a></li>
<li><a class="nav-link scrollto"
href="#contact">Contact
Us</a></li>
<li><a class="getstarted scrollto"
href="#about">LOGIN/SIGNUP</a>
</li>
</ul>
<i class="bi bi-list mobile-nav-
toggle"></i>
</nav><!-- .navbar -->
</div>
</header>
<!-- End of Navigation bar -->
<nav aria-label="breadcrumb">
<ol class="breadcrumb">
<li class="breadcrumb-item"><a
href="index.html">Courses</a></li>
>
<li class="breadcrumb-item active"
aria-current="page">Primary
Classes</li>
</ol>

```



```

</nav>

<div id="accordion">
<div class="card">
<div class="card-header"
id="headingOne">
<h5 class="mb-0">
<button class="btn btn-link" data-
toggle="collapse" data-
target="#collapseOne" aria-
expanded="true" aria-
controls="collapseOne">
ENGLISH
</button>
</h5>
</div>

<div id="collapseOne"
class="collapse show" aria-
labelledby="headingOne" data-
parent="#accordion">
<div class="card-body">
<a href="NCERT\Class 1\English
Chapter 1.pdf" class="card-
link">Chapter 1 </a>
<a href="NCERT\Class 1\English
Chapter 2.pdf" class="card-
link">Chapter 2</a>
<a href="NCERT\Class 1\English
Chapter 2.pdf" class="card-
link">Chapter 3</a>
<a href="NCERT\Class 1\English
Chapter 2.pdf" class="card-
link">Chapter 4</a>
<a href="NCERT\Class 1\English
Chapter 2.pdf" class="card-
link">Chapter 5</a>
<a href="NCERT\Class 1\English
Chapter 2.pdf" class="card-
link">Chapter 6</a>
<a href="NCERT\Class 1\English
Chapter 2.pdf" class="card-
link">Chapter 7</a>

<a href="NCERT\Class 1\English
Chapter 2.pdf" class="card-
link">Chapter 8</a>
<a href="NCERT\Class 1\English
Chapter 2.pdf" class="card-
link">Chapter 9</a>
<a href="NCERT\Class 1\English
Chapter 2.pdf" class="card-
link">Chapter 10</a>
</div>
</div>
</div>
<div class="card">
<div class="card-header"
id="headingTwo">
<h5 class="mb-0">
<button class="btn btn-link
collapsed" data-toggle="collapse"
data-target="#collapseTwo" aria-
expanded="false" aria-
controls="collapseTwo">
HINDI
</button>
</h5>
</div>
<div id="collapseTwo"
class="collapse" aria-
labelledby="headingTwo" data-
parent="#accordion">
<div class="card-body">
<a href="NCERT\Class 1\Hindi
Chapter 1.pdf" class="card-
link">Chapter 1 </a>
<a
href="https://ncert.nic.in/textbook.p
hp?ahhn1=2-23" class="card-
link">Chapter 2</a>
</div>
</div>
</div>
</div>
<div class="card">
<div class="card-header"
id="headingThree">
<h5 class="mb-0">

```

```

<button class="btn btn-link
collapsed" data-toggle="collapse"
data-target="#collapseThree" aria-
expanded="false" aria-
controls="collapseThree">
MATHS
</button>
</h5>
</div>
<div id="collapseThree"
class="collapse" aria-
labelledby="headingThree" data-
parent="#accordion">
<div class="card-body">
<a
href="https://ncert.nic.in/textbook.p
hp?aemh1=1-13" class="card-
link">Chapter 1 </a>
<a
href="https://ncert.nic.in/textbook.p
hp?aemh1=2-13" class="card-
link">Chapter 2</a>
</div>
</div>
</div>
</div>
<br>

<!-- Footer wala part-->
<footer id="footer">
<div class="container">
<div class="row">

<div class="col">
<h3>Useful Links</h3>
<ul class="list-group">
<li><i class="list-group-
items"></i> <a
href="#">Home</a></li>
<li><i class="list-group-
items"></i> <a href="#">About
us</a></li>

```

```

<li><i class="list-group-
items"></i> <a href="#">Utility
Tools</a></li>
<li><i class="list-group-
items"></i> <a
href="#">Career</a></li>
<li><i class="list-group-
items"></i> <a href="#">Contact
Us</a></li>
</ul>
</div>

<div class="col ">
<h3>Join Our Newsletter</h3>
<h6>Enter Your Email Id
Below</h6><br>
<form action="" method="post">
<input type="email"
name="email"><input
type="submit" value="Subscribe">
</form>
</div>
<div class="col footer-contact">
<h3>E-know</h3>
<p>
<strong>Office:</strong> Galaxy
North Avenue<br>
Gaur city, Greater Noida West<br>
Uttar Pradesh (India) <br><br>
<strong>Phone:</strong> +91
9536367998<br>
<strong>Email:</strong>
info@Eknow.com<br>
</p>
</div>
</div>
</div>
</div>
</div>
</body>
</html>

```

### 3. Career Module

**Description:** This Module List out the Job openings in the E-know Organization. This can be accessed directly from the Home page of the Website. The Job seekers are required to click on the desired job profile (if there is any vacancy) & has to submit his/her Resume on the option provided. Then our recruiting team will contact them, if find suitable for the Job.

**Implementation:**

```
<!DOCTYPE html>
<html lang="en">
<head>
<meta charset="UTF-8">
<meta name="viewport"
content="width=device-width,
initial-scale=1.0">
<link rel="stylesheet"
href="css\bootstrap.min.css">
<title>E-Know</title>
<!-- Favicons -->
<link href="assets/img/favicon.png"
rel="icon">
<link href="assets/img/apple-touch-
icon.png" rel="apple-touch-icon">
<!-- Google Fonts -->
<link
href="https://fonts.googleapis.com/c
ss?family=Open+Sans:300,300i,400
,400i,600,600i,700,700i|Raleway:30
0,300i,400,400i,500,500i,600,600i,7
00,700i|Poppins:300,300i,400,400i,
500,500i,600,600i,700,700i"
rel="stylesheet">
<link href="css\style.css"
rel="stylesheet">
</head>
<body>
<!-- ===== Header ===== -->
<header id="header" class="d-flex
align-items-center">
<div class="container-fluid d-flex
align-items-start">
```

```
<h1 class="logo lg-auto"><a
href="index.html"> E-know
</a></h1>
<!-- Uncomment below for image
logo -->
<!--<a href="index.html"
class="logo me-auto"></a-->

<nav id="navbar" class="navbar">
<ul>
<li><a class="nav-link scrollto
active"
href="index.html">Home</a></li>
<li><a class="nav-link scrollto"
href="#about">About Us</a></li>
<li class="nav-item dropdown">
<a class="nav-link dropdown-
toggle" href="#"
id="navbarScrollingDropdown"
role="button"
data-bs-toggle="dropdown" aria-
expanded="false">Courses </a>
<ul class="dropdown-menu" aria-
labelledby="navbarScrollingDropdo
wn">
<li><a
href="PrimaryClasses.html">Primar
y Classes</a></li>
<li class="dropdown"><a
href="#"><span>Secondary
Classes</span> <i class="bi bi-
chevron-right"></i></a>
```

```

<ul>
<li><a href="#">Class 8th</a></li>
<li><a href="#">Class 9th</a></li>
<li><a href="#">Class
10th</a></li>
<li><a href="#">Class
11th</a></li>
<li><a href="#">Class
12th</a></li>
</ul>
</li>
<li class="dropdown"><a
href="#">Competitive Exams</a>
<ul>
<li><a href="#">IIT-JEE</a></li>
<li><a href="#">NEET</a></li>
<li><a href="#">CAT</a></li>
<li><a href="#">SSC</a></li>
<li><a href="#">GATE</a></li>
</ul>
</li>
<li class="dropdown"><a
href="#">UnderGradute
Couses</a>
<ul>
<li><a
href="#">B.Tech(Engineering)</a>
</li>
<li><a href="#">Medical
Courses</a></li>
<li><a href="#">Management
Course</a></li>
<li><a href="#">Law
Courses</a></li>
<li><a
href="#">BCA/MCA</a></li>
</ul>
</li>
<li><a href="#">Post-Gradutation
Courses</a></li>
</ul>
</li>
<li class="nav-item dropdown">
<a class="nav-link dropdown-
toggle" href="#"

```

```

id="navbarScrollingDropdown"
role="button"
data-bs-toggle="dropdown" aria-
expanded="false">Utility Tools
</a>
<ul class="dropdown-menu" aria-
labelledby="navbarScrollingDropdo
wn">
<li><a href="#">Covert Word file
to PDF</a></li>
<li><a href="#">Merge
Files</a></li>
<li><a href="#">Compress
Files</a></li>
<li><a href="#">Document
tools</a></li>
</ul>
</li>
<li><a class="nav-link scrollto"
href="#Tips">Exclusive Blogs
</a></li>
<span> </span>
<li><form class="d-inline-flex">
<input class="form-control md-2"
type="search" placeholder="Search"
aria-label="Search">
<button class="btn btn-outline-
success"
type="submit">Search</button>
</form> </li>
<li><a class="nav-link scrollto"
href="#career">Career</a></li>
<li><a class="nav-link scrollto"
href="#contact">Contact
Us</a></li>
<li><a class="getstarted scrollto"
href="#about">LOGIN/SIGNUP</a>
</li>
</ul>
<i class="bi bi-list mobile-nav-
toggle"></i>
</nav><!-- .navbar -->
</div>

```

```

</header><!-- End of Navigation
bar -->
<div class="container-fluid">
<div class="row mb-1">
<div class="col-12">

</div>
</div>
</div>
<br>
<section id="Jobs" class="Jobs">
<div class="container-fluid">
<h1 class="text-center">Current Job
Openings</h1>
<br>
<div class="row">
<div class="col-sm-4">
<div class="card">
<div class="card-body">
<h3 class="card-title">Digital
Marketer</h3>
<p class="card-text"><ul>
<li>Bachelor Degree in
Marketing</li>
<li>Min 2+ years of
Experience</li>
<li>Good verbal&written skills</li>
<li>Marketing Enthusiast</li>
<li>Flexible Working Hours </li>
</ul>
</p>
<a href="#" class="btn btn-
success">Apply for Job</a>
</div>
</div>
</div>
<div class="col-sm-4">
<div class="card">
<div class="card-body">
<h3 class="card-title">Online
Tutor</h3>
<p class="card-text"><ul>
<li>Bachelor Degree or Equiv.</li>

```

```

<li>Percentage > 80%
Throughout</li>
<li>Teaching Experience</li>
<li>Good Communication
Skills</li>
<li>Personal
Computer+Internet</li>
</ul>
</p>
<a href="#" class="btn btn-
success">Apply for Job</a>
</div>
</div>
<div class="col-sm-4">
<div class="card">
<div class="card-body">
<h3 class="card-title">HR
Executive</h3>
<p class="card-text"><ul>
<li>Min. 2+ Years of
Experience</li>
<li>Knowledge of TMS,Excels
etc</li>
<li>Percentage >50%
Throughout</li>
<li>Good Communication
Skilss</li>
<li>Team Management skills</li>
</ul>
</p>
<a href="#" class="btn btn-
success">Apply for Job</a>
</div>
</div>
</div>
<br>
<!-- Footer wala part-->
<footer id="footer">
<div class="container">
<div class="row">
<div class="col">
<h3>Useful Links</h3>

```



```

00,700i|Poppins:300,300i,400,400i,
500,500i,600,600i,700,700i"
rel="stylesheet">
<link href="css\style.css"
rel="stylesheet">
</head>
<body>
<!-- ===== Header ===== -->
<header id="header" class="d-flex
align-items-center">
<div class="container-fluid d-flex
align-items-start">

<h1 class="logo lg-auto"><a
href="index.html"> E-know
</a></h1>
<!-- Uncomment below for image
logo -->
<!--<a href="index.html"
class="logo me-auto"></a-->

<nav id="navbar" class="navbar">
<ul>
<li><a class="nav-link scrollto
active"
href="index.html">Home</a></li>
<li><a class="nav-link scrollto"
href="#about">About Us</a></li>

<li class="nav-item dropdown">
<a class="nav-link dropdown-
toggle" href="#"
id="navbarScrollingDropdown"
role="button"
data-bs-toggle="dropdown" aria-
expanded="false">Courses </a>
<ul class="dropdown-menu" aria-
labelledby="navbarScrollingDropdo
wn">
<li><a
href="PrimaryClasses.html">Primar
y Classes</a></li>

```

```

<li class="dropdown"><a
href="#"><span>Secondary
Classes</span> <i class="bi bi-
chevron-right"></i></a>
<ul>
<li><a href="#">Class 8th</a></li>
<li><a href="#">Class 9th</a></li>
<li><a href="#">Class
10th</a></li>
<li><a href="#">Class
11th</a></li>
<li><a href="#">Class
12th</a></li>
</ul>
</li>
<li class="dropdown"><a
href="#">Competitive Exams</a>
<ul>
<li><a href="#">IIT-JEE</a></li>
<li><a href="#">NEET</a></li>
<li><a href="#">CAT</a></li>
<li><a href="#">SSC</a></li>
<li><a href="#">GATE</a></li>
</ul>
</li>
<li class="dropdown"><a
href="#">UnderGradute
Couses</a>
<ul>
<li><a
href="#">B.Tech(Engineering)</a>
</li>
<li><a href="#">Medical
Courses</a></li>
<li><a href="#">Management
Course</a></li>
<li><a href="#">Law
Courses</a></li>
<li><a
href="#">BCA/MCA</a></li>
</ul>
</li>
<li><a href="#">Post-Gradutation
Courses</a></li>
</ul>

```

```

</li>
<li class="nav-item dropdown">
<a class="nav-link dropdown-
toggle" href="#"
id="navbarScrollingDropdown"
role="button"
data-bs-toggle="dropdown" aria-
expanded="false">Utility Tools
</a>
<ul class="dropdown-menu" aria-
labelledby="navbarScrollingDropdo
wn">
<li><a href="#">Covert Word file
to PDF</a></li>
<li><a href="#">Merge
Files</a></li>
<li><a href="#">Compress
Files</a></li>
<li><a href="#">Document
tools</a></li>
</ul>
</li>
<li><a class="nav-link scrollto"
href="#Tips">Exclusive Blogs
</a></li>
<span> </span>
<li><form class="d-inline-flex">
<input class="form-control md-2"
type="search" placeholder="Search"
aria-label="Search">
<button class="btn btn-outline-
success"
type="submit">Search</button>
</form> </li>
<li><a class="nav-link scrollto"
href="Career.html">Career</a></li>
>
<li><a class="nav-link scrollto"
href="#contact">Contact
Us</a></li>
<li><a class="getstarted scrollto"
href="Registration.html">LOGIN/S
IGNUP</a></li>
</ul>

```

```

<i class="bi bi-list mobile-nav-
toggle"></i>
</nav><!-- .navbar -->
</div>
</header><!-- End of Navigation
bar -->
<!-- Login and signup-->
<div class="container-fluid pt-2">
<h1 align="center">Welcome To E-
know</h1>
<hr class="w-20 mx-auto ">
<marquee scrollamount=
"15">Sign-Up ! if you are Not an
Existing User</marquee>
<div class="row">
<div class="col-sm-6"
style="background-color:rgb(255,
255, 255);">
<div class="Login form"> <br>
<h1 align="center">LOGIN FOR
EXISTING USER </h1>
<p align="center"> Please Enter you
E-mail id and Password to
Login</p>
<form action="submit"
method="post" align="center">
Email Address: <input type="email"
name="email"><br><br>
Password: <input
type="password"
name="pass"><br><br>
<input type="submit"
value="Login"><br>
</form>
</div>
</div>
<div class="col-sm-6"
style="background-color:rgb(255,
255, 255);">
<div class="Register form">
<br>

```



# NEW USER REGISTRATION </h1>

Please Enter you Details to Continue!</p>

```
<form action="submit"
method="post" align="center">
First Name: <input type="text"
name="fname"><br><br>
Last Name: <input type="text"
name="lname"><br><br>
Mobile No: <input type="number"
name="mobilenumber"><br><br>
Email Address: <input type="email"
name="email"><br><br>
Password: <input type="password"
name="pass"><br><br>
<p>By creating an account you
agree to our <a href="#"
style="color:dodgerblue">Terms &
Privacy</a>.</p>
<input type="submit" value="Sign-
Up">
<br>
</form>
<br>
</div>
</div>
</div>
</div>
```

```
<!-- Footer wala part-->
<footer id="footer">
<div class="container">
<div class="row">
```

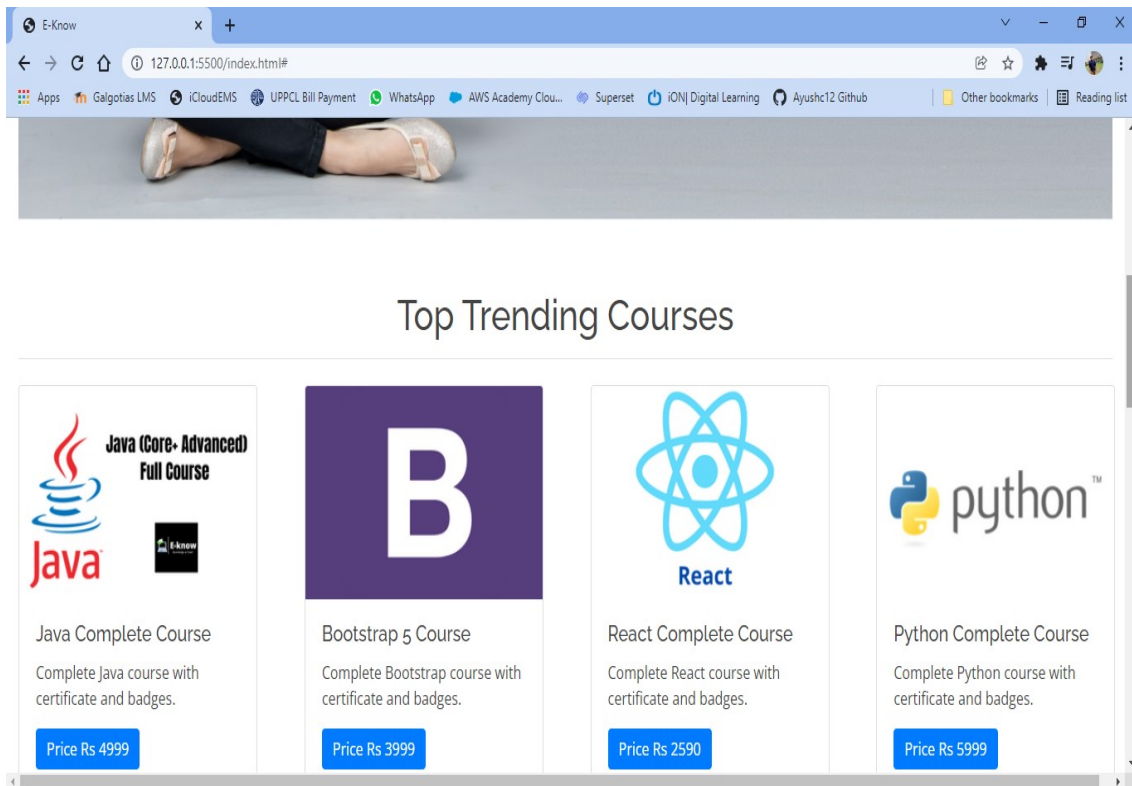
```
<div class="col">
<h3>Useful Links</h3>
<ul class="list-group">
<li><i class="list-group-
items"></i> <a
href="#">Home</a></li>
<li><i class="list-group-
items"></i> <a href="#">About
us</a></li>
```

```
<li><i class="list-group-
items"></i> <a href="#">Utility
Tools</a></li>
<li><i class="list-group-
items"></i> <a
href="#">Career</a></li>
<li><i class="list-group-
items"></i> <a href="#">Contact
Us</a></li>
</ul>
</div>
```

```
<div class="col ">
<h3>Join Our Newsletter</h3>
<h6>Enter Your Email Id
Below</h6><br>
<form action="" method="post">
<input type="email"
name="email"><input
type="submit" value="Subscribe">
</form>
</div>
```

```
<div class="col footer-contact">
<h3>E-know</h3>
<p>
<strong>Office:</strong> Galaxy
North Avenue<br>
Gaur city, Greater Noida West<br>
Uttar Pradesh (India) <br><br>
<strong>Phone:</strong> +91
9536367998<br>
<strong>Email:</strong>
info@Eknow.com<br>
</p>
</div>
</div>
</div>
</body>
</html>
```

# Results/Output




E-Know x +

127.0.0.1:5500/index.html#

Apps Galgotias LMS iCloudEMS UPPCL Bill Payment WhatsApp AWS Academy Clou... Superset iONJ Digital Learning Ayushc12 Github Other bookmarks Reading list

## ContactUs



Please Fill Out You Query Below

Your Name  Your Email

Subject

Message

Send Message

E-Know x +

127.0.0.1:5500/PrimaryClasses.html

Apps Galgotias LMS iCloudEMS UPPCL Bill Payment WhatsApp AWS Academy Clou... Superset iONJ Digital Learning Ayushc12 Github Other bookmarks Reading list



**E-KNOW** Home About Us Courses Utility Tools Exclusive Blogs Search Search Career Contact Us LOGIN/SIGNUP

Courses / Primary Classes


## A Journey From KasGanj to Galgotias!

**AIR 1  
IN GUEE**

**MADHAV PANDEY**  
E-know Online course Student

**E-know Online course Student**




**Class 1**

- NCERT Approved Study Material
- Free & Downloadable
- 24\*7 Excess

[View Study Material](#)

Last updated 5 mins ago




**Class 2**

- NCERT Approved Study Material
- Free & Downloadable
- 24\*7 Excess

[View Study Material](#)

Last updated 5 mins ago

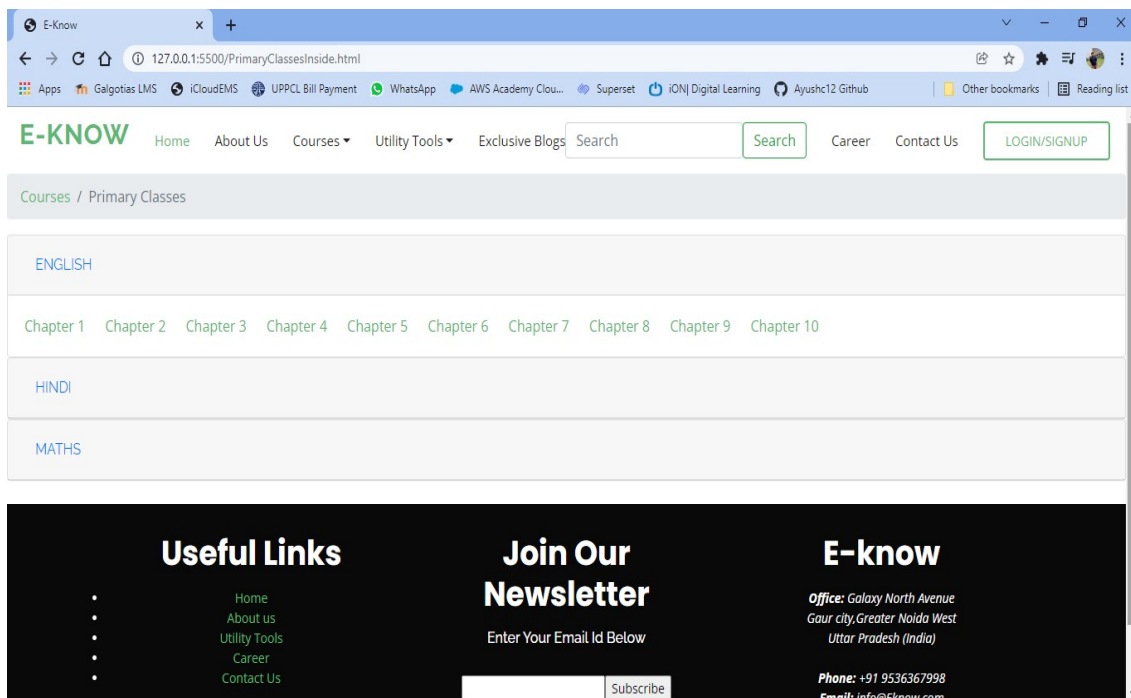


**Class 3**

- NCERT Approved Study Material
- Free & Downloadable
- 24\*7 Excess

[View Study Material](#)

Last updated 5 mins ago



The screenshot shows the E-Know website interface. At the top, there is a navigation bar with links for Home, About Us, Courses, Utility Tools, Exclusive Blogs, Search, Career, and Contact Us. Below the navigation bar, there is a breadcrumb trail: Courses / Primary Classes. The main content area is divided into three sections: ENGLISH, HINDI, and MATHS. Under the ENGLISH section, there are links for Chapter 1 through Chapter 10. At the bottom of the page, there is a footer with three columns: Useful Links (Home, About us, Utility Tools, Career, Contact Us), Join Our Newsletter (with a form to enter an email and a Subscribe button), and E-know contact information (Office: Galaxy North Avenue, Gaur city, Greater Noida West, Uttar Pradesh (India); Phone: +91 9536367998; Email: info@eknow.com).

SCSE Project ETE VIVA Fall 21-22 x E-Know x +

127.0.0.1:5500/Career.html#career

Apps Galgotias LMS iCloudEMS UPPL Bill Payment WhatsApp AWS Academy Clou... Superset iONJ Digital Learning Ayushc12 Github Other bookmarks Reading list

## Current Job Openings

### Digital Marketer

- Bachelor Degree in Marketing
- Min 2+ years of Experience
- Good verbal&written skills
- Marketing Enthusiast
- Flexible Working Hours

Apply for Job

### Online Tutor

- Bachelor Degree or Equiv.
- Percentage > 80% Throughout
- Teaching Experience
- Good Communication Skills
- Personal Computer+Internet

Apply for Job

### HR Executive

- Min. 2+ Years of Experience
- Knowledge of TMS,Excels etc
- Percentage >50% Throughout
- Good Communication Skills
- Team Management skills

Apply for Job

### Useful Links

- Home
- About us
- Utility Tools
- Career
- Contact Us

### Join Our Newsletter

Enter Your Email Id Below

### E-know

Office: Galaxy North Avenue  
Gaur city, Greater Noida West  
Uttar Pradesh (India)

Phone: +91 9536367998  
Email: info@Eknow.com

E-Know x +

File | B:/Project/Registration.html

E-KNOW Home About Us Courses Utility Tools Exclusive Blogs Search Search Career Contact Us LOGIN/SIGNUP

## Welcome To E-know

Sign-Up ! if you are Not an Existing User

### LOGIN FOR EXISTING USER

Please Enter you E-mail id and Password to Login

Email Address:

Password:

### NEW USER REGISTRATION

Please Enter you Details to Continue!

First Name:

Last Name:

Mobile No:

Email Address:

Password:

By creating an account you agree to our [Terms & Privacy](#).

# Project Testing

**Model Testing:** Testing is the is a method to check whether the actual software product matches expected requirements and to ensure that software product is Defect free. It involves execution of software/system components using manual or automated tools to evaluate one or more properties of interest. The purpose of software testing is to identify errors, gaps or missing requirements in contrast to actual requirements.

**Testing Methodology Used:** Currently we have performed three type of testing on the developed website.

1. Functional Testing
2. Non-Functional Testing or Performance Testing
3. Maintenance (Regression and Maintenance)

## Non-functional Testing (Performance Test)

S. No.	Test Attribute	Test Result
1	Portability	High
2	Security	SLA Secured
3	Usability	High
4	Traffic control	Moderate
5	Availability	High 24*7
6	Speed Performance	High

## Functional Testing: Testing of Module Functionality.

Method used – Unit Testing

S.No .	Module Tested	Expected Outcome	Test Result
1.	Home	Clicking on Home Option on Navbar, it should bring to the Landing page of the site, from anywhere.	Successful
2.	Course	Should open a dropdown menu showing various categories of Classes	Successful
3.	About us	Should navigate down to the about us section on the Homepage itself	Successful
4.	Utility Tools	Should open a dropdown menu showcasing the various documentation tools	Successful
5.	Career	Should open the career page, which further shows the current Job openings	Successful
6.	Contact	Should navigate down to the contact us section, displaying the contact information	Successful
7.	Login/Sign Up	Should open a page for User to get register or login on the Eknow portal	Successful

## Maintenance Testing

<b>S.No</b>	<b>Attribute</b>	<b>Expected outcome</b>	<b>Test Result</b>
1	Corrective Maintenance	This includes modifications and updations done in order to correct or fix problems, which are either discovered by user or concluded by user error reports.	Successful
2	Adaptive Maintenance	This includes modifications and updations applied to keep the software product up-to date and tuned to the ever changing world of technology and business environment.	Successful
3	Perfective Maintenance	This includes modifications and updates done in order to keep the software usable over long period of time. It includes new features, new user requirements for refining the software and improve its reliability and performance.	Successful
4	Preventive Maintenance	This includes modifications and updations to prevent future problems of the software. It aims to attend problems, which are not significant at this moment but may cause serious issues in future.	Successful



## **Conclusion**

The Above Report on the Developing Project E-know clearly illustrates the idea and motive behind developing this Project. It also list the features and Advantages of the E-learning and the projected E-know website. Hence it can be concluded that this would be very useful for the current generation, from all fields of education life. The above projected website would be accessible from all over the world, at all time & will require an Internet only.

The platform and website that we have build has all the features that creates it a full-fledged dynamic platform for the users to possess a much better experience and having all the features for a learning platform for the new prevailing users.

Regular research is currently conducted to explore its strengths and weaknesses during a real-world situation. As certain whether the system can produce the information required by the user. And the result analysis are carefully taken into consideration ,keeping the user-centered design approach as motive.

## **References**

1. Bootstrap Documentation
2. W3school.com
3. Projectguide.com
4. IEEE.com/format
5. Udemy.com
6. Canva designing ([www.canva.com](http://www.canva.com))