

Report
Based on
HOSPITAL MANAGEMENT SYSTEM



(Established under Galgotias University Uttar Pradesh Act No. 14 of 2011)

Under The Supervision of
AANCHAL PHUTELA
ASSISTANCE PROFESSOR

Submitted By

ARYAN TYAGI

20SCSE1010720

ADITYA KUMAR SINGH

20SCSE1010748

DEEPANSHU SINGH

20SCSE1010608

SCHOOL OF COMPUTING SCIENCE AND ENGINEERING
DEPARTMENT OF COMPUTER SCIENCE AND ENGINEERING /
DEPARTMENT OF COMPUTER APPLICATION
GALGOTIAS UNIVERSITY, GREATER NOIDA
INDIA
December 2021



**SCHOOL OF COMPUTING SCIENCE AND
ENGINEERING
GALGOTIAS UNIVERSITY, GREATER NOIDA**

CANDIDATE'S DECLARATION

I/We hereby certify that the work which is being presented in the thesis/project/dissertation, entitled “**HOSPITAL MANAGEMENT SYSTEM**” in partial fulfillment of the requirements for the award of the BTECH -submitted in the School of Computing Science and Engineering of Galgotias University, Greater Noida, is an original work carried out from September 2021 to November 2021, under the supervision of Mrs. Aanchal phutela Designation, Department of Computer Science and Engineering/Computer Application and Information and Science, of School of Computing Science and Engineering, Galgotias University, Greater Noida

The matter presented in the thesis/project/dissertation has not been submitted by me/us for the award of any other degree of this or any other places.

ARYAN TYAGI (20SCSE1010720)

ADITYA KUMAR SINGH (20SCSE1010748)

DEEPANSHU SINGH (20SCSE1010608)

This is to certify that the above statement made by the candidates is correct to the best of my knowledge.

**AANCHAL PHUTELA
ASSISTANCE PROFESSOR**

CERTIFICATE

The Final Thesis/Project/ Dissertation Viva-Voce examination of-ARYAN TYAGI

(20SCSE1010720) ADITYA KUMAR SINGH (20SCSE1010748) DEEPANSHU SINGH
(20SCSE1010608) - has been held on 22/12/21 and his/her work is recommended for the award
of BTECH CSE

Signature of Examiner(s)

Signature of Supervisor(s)

Signature of Project Coordinator

Signature of Dean

Date: DECEMBER,2021

Place: Greater Noida

Contents

CANDIDATE’S DECLARATION.....	2
I. Introduction.....	6
A. Current Management System.....	6
II. Literature Review.....	7
III. Methodology.....	8
IV. Results And Discussion.....	48
V. Conclusion.....	49
VI. References.....	49

1. Abstract

In this work, authors have presented a design and implementation of Hospital Management System (HMS). This system provides the benefits of streamlined operations, enhanced administration & control, superior patient care, strict cost control and improved profitability and easy access to patient. The system uses Html CSS as the front-end software which is and has connectivity with the back-end software MySQL.

Keywords:

HMS- Hospital Management System.

PIN-Patient Identification Number

GIS- Geographical Information Systems

I. Introduction

Before computerized Hospital Management systems came into apply, it had been tough to stay correct records of the daily activities of hospitals, patient info, a maintenance schedule of equipment within the hospital, and the way funds area unit being allotted and used. This resulted in a waste of cash, time, and hands.

A hospital data system (HIS) is part of health science that focuses in the main on the administrative desires of hospitals. In several implementations, a HIS could be a comprehensive, integrated data system designed to manage all the aspects of a hospital's operation, like medical, body, financial, and legal problems and therefore the corresponding process of services. A Hospital data system is additionally referred to as a hospital management software package (HMS) or hospital management system. HMS implementation is that approximately 80 percent of the registered patients bring back the PIN when they are coming to the hospital for any type of health-related issues. Implementation of the HMS system ensures clear accountability to the hospital. Poor patients have a proper online database of prescription slips and Lab investigation reports.

A. Current Management System

:

Most hospitals face many challenges with the Hospital Management System as a result of a number of them area units still victimization manual processes, whereas those that use the computerized methodology also are baby-faced with the challenge of adjusting thereto. Such issues include:

Awareness of HMS advantages & importance.

In general, Experience, and information of victimization laptop applications.

- Impressions and Beliefs relating to HMS and creating use of them with efficiency.
- The researchers in an exceedingly study have known 3 main human challenges that are being a barrier in adopting the HMS in attention industries particularly.
- Shortage of skilled attention school WHO has in-depth information of HMS and alternative similar technologies.
- Poor acceptance of HMS computer code.
- Shortage of health IP professionals WHO are well capable of building and implementing the techniques.

II. Literature Review

Smith et al. [3] (Smith M. and Gert van der Pijl, 1999) presented an article, Hospitals also can be considered organizations supported engineering and knowledge-intensive processes. per Lawrence and trained worker (1982), such organizations aren't hierarchically structured bureaucracies, however, area units usually supported democratic management mechanisms with institutionalized neutral influence in call processes. A survey beneath 2752 European hospital managers indicates that technology will well influence hospital activities and services (Anderson, 1993). it's conjointly expected that health care budgets and funding can rely considerably on subtle patient and identification classifications. the employment of IT in diagnostic and treatment processes can boost the event of networks of the clinical, hospital, and health care processes.

Department of Health & Family Welfare et al. [5] (Welfare, 2011) State that the (GIS) for mapping health-related demographic and topological details of the health care centers of the state is an additional innovation incorporated into the health system. The HMIS data from 20 vertical Health departments are thus converted into information and knowledge to improve the health care outcomes in the state of Tamil Nadu through performance and policy evaluation.

Buchbinder et al. [2] (Buchbinder S, 2010) State that Healthcare management may be a growing profession with increasing opportunities in each direct and non-direct care setting. As outlined by the direct care settings area unit those organizations that offer care to a patient, resident, or consumer UN agency seeks services from the organization. Non-direct care settings aren't directly concerned with providing care to persons needing health services, however, rather support the care of people through products and services created accessible to direct care settings.

The construction of medical info is very important to enhance the hospital medical aid capability, the management decision-making level of health, and also the hospital operational potency. Nowadays, comprehensive hospital info services and management platforms are established, centering on electronic medical records and clinical pathway

Srinivasan et al [4] (Srinivisan, 2020) state that issues regarding public and private health infrastructure are different and both of them need attention but in different ways. Rural public infrastructure must remain in the mainstay for wider access to health care for all without imposing an undue burden on them. Side by side the existing set of public hospitals at district and sub-district levels must be supported by good management and with adequate funding and user fees and out contracting services, all as part of a functioning referral network. This demands better routines more accountable staff and attention to promote quality. Many reputed public hospitals have suffered from a lack of autonomy inadequate budgets for

non-wage O&M leading to faltering and poorly motivated care. All these are being tackled in several states are part of health sector reform, and will reduce the waste involved in simpler cases needlessly reaching tertiary hospitals direct These, attempts must persist without any wavering or policy changes or periodic denigration of their past working.

Stephen Malden et al. [1] (Buchbinder S, 2010) state that Health systems in economically developed countries have seen increased uptake of EHR implementation and related health information technology (HIT) in recent years.^{23,24} However, identifying approaches to appropriately and effectively use such technology to combat the burden of COVID-19 requires knowledge sharing. Therefore, this qualitative study aimed to identify HIT strategies used by digitally mature hospitals in direct response to COVID-19 and make recommendations based on these approaches.

III. Methodology

This HMS is predicated on the info, Markup language, and networking techniques. My SQL (Structured question Language) is employed in areas wherever keeping the records within the info is important, this method uses HTML and CSS because the front-end software system that is Associate in Nursing technique and has properties with My SQL, the back-end software system.

The Modules of Operation is stated below:-

Account Configuration: Sign in/ Sign Up options available.

Employee: When a new employee joins the hospital, his record is saved in the database.

Registration: As soon as the employee joins the Hospital, the admin provides a unique username and password to him.

Patient Report: This provides the report of the patient.

Doctor Report: This provides the report of the doctor's patient.

Display: A user can view information regarding Items present in the supermarket.

Logout: This module allows the user to Logout the application. Further operations cannot be performed after exits.

ER diagram of Hospital

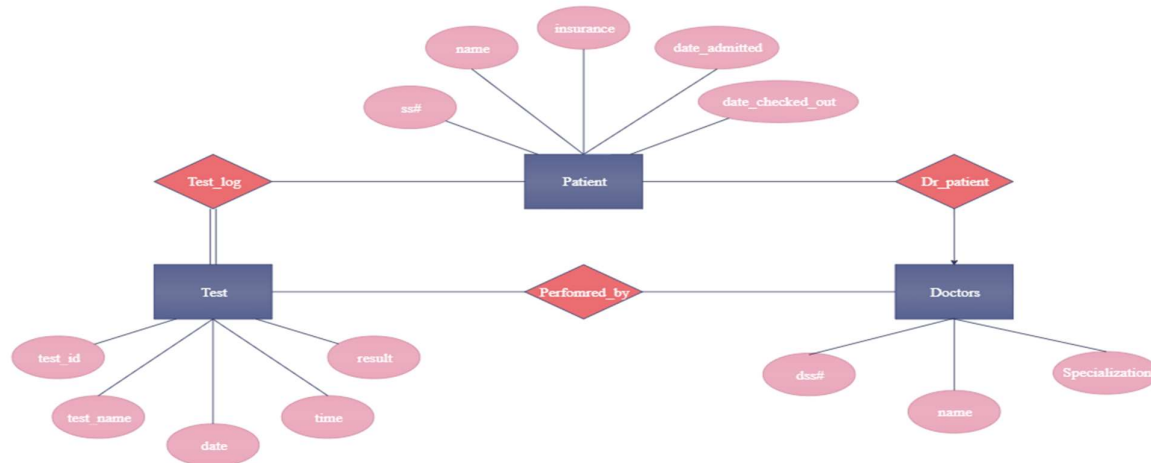


Figure 1 ER Diagram for hospital management System

HTML/CSS

HTML is used to design the layout of the webpage that is visible on the front-end

CSS is used to style the page.

PHP

Hypertext preprocessor is used to create dynamic and interactive websites.

DBMS

This mechanism is used in the backend of the system where data is managed.

Bootstrap

It gives us a pre-designed layout of the webpage, which enhances/speeds our work.

JavaScript

Used to add interactive behavior to the webpage, used to build mobile apps, also used in game development.

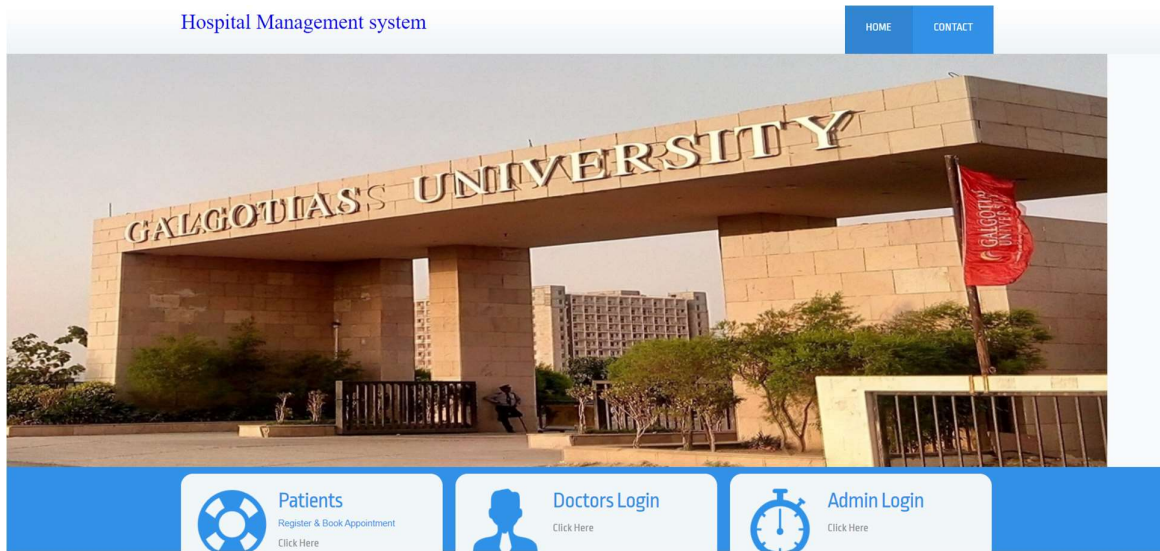


Figure 2 Login page of the hospital management system

```

<!DOCTYPE HTML>
<html>
  <head>
    <title>Hospital Management System</title>
    <link href="css/style.css" rel="stylesheet" type="text/css" media="all" />
    <link href='http://fonts.googleapis.com/css?family=Ropa+Sans' rel='stylesheet'
type='text/css'>
    <link rel="stylesheet" href="css/responsiveslides.css">
    <script
src="http://ajax.googleapis.com/ajax/libs/jquery/1.8.3/jquery.min.js"></script>
    <script src="js/responsiveslides.min.js"></script>
    <script>
      // You can also use "$(window).load(function() {"
      $(function () {

        // Slideshow 1
        $("#slider1").responsiveSlides({
          maxwidth: 1600,
          speed: 600
        });
      });
    </script>
  </head>
  <body>
    <!--start-wrap-->

    <!--start-header-->
    <div class="header">
      <div class="wrap">
        <!--start-logo-->
        <div class="logo">

```

```

Management system</a>
                                <a href="index.html" style="font-size: 30px;">Hospital
                                </div>
                                <!--end-logo-->
                                <!--start-top-nav-->
                                <div class="top-nav">
                                    <ul>
                                        <li class="active"><a
href="index.html">Home</a></li>
                                        <li><a href="contact.php">contact</a></li>
                                    </ul>
                                </div>
                                <div class="clear"> </div>
                                <!--end-top-nav-->
                            </div>
                        <!--end-header-->
                    </div>
                    <div class="clear"> </div>
                    <!--start-image-slider---->
                    <div class="image-slider">
                        <!-- Slideshow 1 -->
                        <ul class="rslides" id="slider1">
                            <li></li>
                            <li></li>
                            <li></li>
                        </ul>
                        <!-- Slideshow 2 -->
                    </div>
                    <!--End-image-slider---->
                    <div class="clear"> </div>
                    <div class="content-grids">
                        <div class="wrap">
                            <div class="section group">

                                <div class="listview_1_of_3 images_1_of_3">
                                    <div class="listing listing_1_of_2">
                                        
                                    </div>
                                    <div class="text list_1_of_2">
                                        <h3>Patients</h3>
                                        <p>Register & Book Appointment</p>
                                        <div class="button"><span><a href="hms/user-
login.php">Click Here</a></span></div>
                                    </div>
                                </div>
                                <div class="listview_1_of_3 images_1_of_3">
                                    <div class="listing listing_1_of_2">

```

```

                
            </div>
            <div class="text list_1_of_2">
                <h3>Doctors Login</h3>

                <div class="button"><span><a
href="hms/doctor/">Click Here</a></span></div>
            </div>
        </div>

        <div class="listview_1_of_3 images_1_of_3">
            <div class="listing listing_1_of_2">
                
            </div>
            <div class="text list_1_of_2">
                <h3>Admin Login</h3>

                <div class="button"><span><a
href="hms/admin">Click Here</a></span></div>
            </div>
        </div>
    </div>
</div>
<div class="wrap">
<div class="content-box">
<div class="section group">
    <div class="col_1_of_3 span_1_of_3 frist">

    </div>
    <div class="col_1_of_3 span_1_of_3 second">

    </div>
    <div class="col_1_of_3 span_1_of_3 frist">

    </div>
</div>
</div>
</div>
<div class="clear"> </div>
<div class="footer">
    <div class="wrap">
        <div class="footer-left">
            <ul>
                <li><a href="index.html">Home</a></li>
                <li><a href="contact.php">contact</a></li>
            </ul>
        </div>
    </div>
</div>

```

```
        <div class="clear"> </div>
    </div>
</div>
<!--end-wrap-->
</body>
</html>
```

FOR CONTACT-

```
<?php
include_once('hms/include/config.php');
if(isset($_POST['submit']))
{
$name=$_POST['fullname'];
$email=$_POST['emailid'];
$mobileno=$_POST['mobileno'];
$dscrption=$_POST['description'];
$query=mysqli_query($con,"insert into
tblcontactus(fullname,email,contactno,message)
value('$name','$email','$mobileno','$dscrption')");
echo "<script>alert('Your information succesfully
submitted');</script>";
echo "<script>>window.location.href ='contact.php'</script>";

}

?>
```

```
<!DOCTYPE HTML>
<html>
    <head>
        <title>HMS | Contact us</title>
        <link href="css/style.css" rel="stylesheet" type="text/css"
media="all" />
        <link
href='http://fonts.googleapis.com/css?family=Ropa+Sans'
rel='stylesheet' type='text/css'>
    </head>
    <body>
        <!--start-wrap-->
```

```

<!--start-header-->
<div class="header">
  <div class="wrap">
    <!--start-logo-->
    <div class="logo">
      <a href="index.html" style="font-size: 30px;">Hospital
Management system</a>
    </div>
    <!--end-logo-->
    <!--start-top-nav-->
    <div class="top-nav">
      <ul>
        <li><a
href="index.html">Home</a></li>
        <li class="active"><a
href="contact.php">contact</a></li>
      </ul>
    </div>
    <div class="clear"> </div>
    <!--end-top-nav-->
  </div>
<!--end-header-->
</div>
<div class="clear"> </div>
<div class="wrap">
  <div class="contact">
    <div class="section group">
      <div class="col span_1_of_3">
        <div class="company_address">
          <h2>Hospital Address :</h2>
          <p>500 Lorem Ipsum Dolor
Sit,</p>
          <p>22-56-2-9 Sit Amet,
Lorem,</p>
          <p>India</p>
          <p>Phone:(00) 222 666 444</p>

```

```

                <p>Fax: (000) 000 00 00 0</p>
                <p>Email:
<span>info@mycompany.com</span></p>

            </div>
        </div>
        <div class="col span_2_of_3">
            <div class="contact-form">
                <h2>Contact Us</h2>
                <form name="contactus"
method="post">
                    <div>

                        <span><label>NAME</label></span>
                            <span><input type="text"
name="fullname" required="true" value=""></span>
                                </div>
                            <div>
                                <span><label>E-
MAIL</label></span>
                                    <span><input type="email"
name="emailid" required="ture" value=""></span>
                                        </div>
                                        <div>

                                            <span><label>MOBILE.NO</label></span>
                                                <span><input type="text"
name="mobilenno" required="true" value=""></span>
                                                    </div>
                                                    <div>

                                                        <span><label>Description</label></span>
                                                            <span><textarea
name="description" required="true"> </textarea></span>
                                                                </div>
                                                                <div>
                                                                    <span><input
type="submit" name="submit" value="Submit"></span>

```

```
        </div>
      </form>
    </div>
  </div>
</div>
<div class="clear"> </div>
</div>
<div class="clear"> </div>
</div>
<div class="clear"> </div>
<div class="footer">
  <div class="wrap">
    <div class="footer-left">
      <ul>
        <li><a
href="index.html">Home</a></li>
        <li><a
href="contact.php">contact</a></li>
      </ul>
    </div>
  <div class="clear"> </div>
</div>
</div>
<!--end-wrap-->
</body>
</html>
```

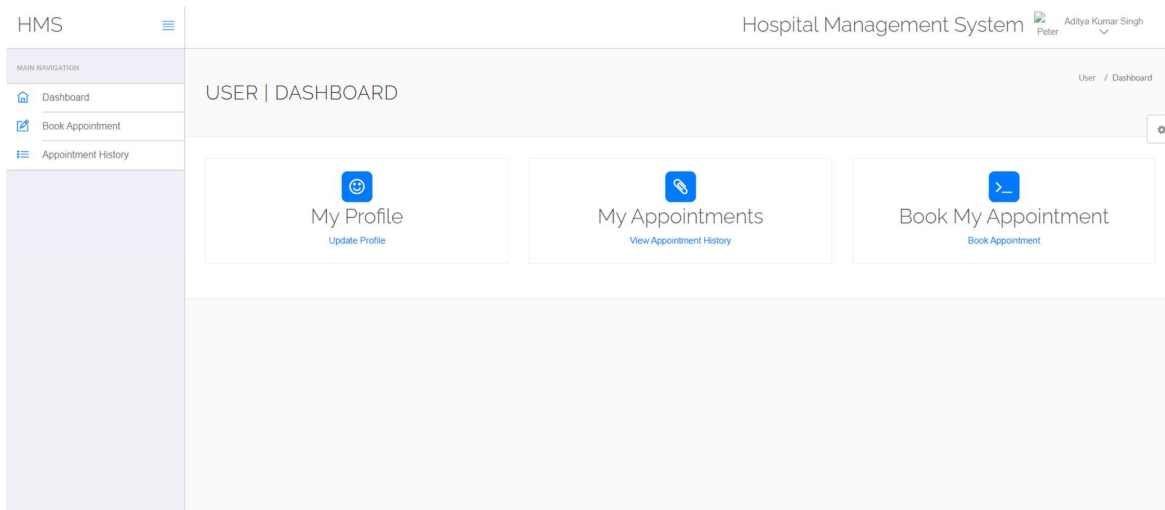



Figure 3 Login page for patient

APPOINTMENT HISTORY

```

<?php
session_start();
//error_reporting(0);
include('include/config.php');
include('include/checklogin.php');
check_login();
if(isset($_GET['cancel']))
    {
        mysqli_query($con,"update appointment set doctorStatus='0'
where id = '".$_GET['id']."'");
        $_SESSION['msg']="Appointment canceled !!";
    }
?>
<!DOCTYPE html>
<html lang="en">
    <head>
        <title>Doctor | Appointment History</title>
        <meta charset="utf-8" />
        <meta name="viewport" content="width=device-width, initial-
scale=1.0, user-scalable=0, minimum-scale=1.0, maximum-scale=1.0">
        <meta name="apple-mobile-web-app-capable" content="yes">
        <meta name="apple-mobile-web-app-status-bar-style"
content="black">
        <meta content="" name="description" />
        <meta content="" name="author" />

```



```

class="mainTitle">Doctor | Appointment History</h1>
</div>
</span>
<span>Appointment History</span>
</li>
</ol>
</div>
</section>
<!-- end: PAGE TITLE -->
<!-- start: BASIC EXAMPLE -->
<div class="container-fluid container-fullw
bg-white">
<div class="row">
<div class="col-md-12">
<p
style="color:red;"><?php echo htmlentities($_SESSION['msg']);?>
<?php echo
htmlentities($_SESSION['msg']="");?></p>
<table class="table
table-hover" id="sample-table-1">
<thead>
<tr>
<th
class="center">#</th>
<th
class="hidden-xs">Patient Name</th>
<th>Specialization</th>
<th>Consultancy Fee</th>
<th>Appointment Date / Time </th>

```

```
<th>Appointment Creation Date </th>
```

```
<th>Current Status</th>
```

```
<th>Action</th>
```

```
</tr>
```

```
</thead>
```

```
<tbody>
```

```
<?php
```

```
$sql=mysqli_query($con,"select users.fullName as fname,appointment.* from  
appointment join users on users.id=appointment.userId where  
appointment.doctorId='".$_.$_SESSION['id']."'");
```

```
$cnt=1;
```

```
while($row=mysqli_fetch_array($sql))
```

```
{
```

```
?>
```

```
<tr>
```

```
<td
```

```
class="center"><?php echo $cnt;?></td>
```

```
<td
```

```
class="hidden-xs"><?php echo $row['fname'];?></td>
```

```
<td><?php echo $row['doctorSpecialization'];?></td>
```

```
<td><?php echo $row['consultancyFees'];?></td>
```

```
<td><?php echo $row['appointmentDate'];?> / <?php echo
```

```
$row['appointmentTime'];?>
```

```
</td>
```

```
<td><?php echo $row['postingDate'];?></td>
```

```
<td>
```

```
<?php if(($row['userStatus']==1) && ($row['doctorStatus']==1))
```

```
{
```

```
    echo "Active";
```

```
}
```

```
if(($row['userStatus']==0) && ($row['doctorStatus']==1))
```

```
{
```

```
    echo "Cancel by Patient";
```

```

}

if(($row['userStatus']==1) && ($row['doctorStatus']==0))
{
    echo "Cancel by you";
}

?></td>
<td >
<div
class="visible-md visible-lg hidden-sm hidden-xs">
<?php if(($row['userStatus']==1) &&
($row['doctorStatus']==1))
{ ?>

    <a href="appointment-history.php?id=<?php echo
$row['id']?>&cancel=update" onClick="return confirm('Are you sure you want to
cancel this appointment ?')"class="btn btn-transparent btn-xs tooltips"
title="Cancel Appointment" tooltip-placement="top"
tooltip="Remove">Cancel</a>
    <?php } else {

        echo "Canceled";
    } ?>

</div>
</td>
</tr>

<?php
$cnt=$cnt+1;
} ?>

</tbody>
</table>
</div>
</div>

```

```

        </div>
        <!-- end: BASIC EXAMPLE -->
        <!-- end: SELECT BOXES -->

        </div>
        </div>
        </div>
        <!-- start: FOOTER -->
        <?php include('include/footer.php');?>
        <!-- end: FOOTER -->

        <!-- start: SETTINGS -->
        <?php include('include/setting.php');?>

        <!-- end: SETTINGS -->
        </div>
        <!-- start: MAIN JAVASCRIPTS -->
        <script src="vendor/jquery/jquery.min.js"></script>
        <script src="vendor/bootstrap/js/bootstrap.min.js"></script>
        <script src="vendor/modernizr/modernizr.js"></script>
        <script src="vendor/jquery-cookie/jquery.cookie.js"></script>
        <script src="vendor/perfect-scrollbar/perfect-
scrollbar.min.js"></script>
        <script src="vendor/switchery/switchery.min.js"></script>
        <!-- end: MAIN JAVASCRIPTS -->
        <!-- start: JAVASCRIPTS REQUIRED FOR THIS PAGE ONLY -->
        <script
src="vendor/maskedinput/jquery.maskedinput.min.js"></script>
        <script src="vendor/bootstrap-touchspin/jquery.bootstrap-
touchspin.min.js"></script>
        <script src="vendor/autosize/autosize.min.js"></script>
        <script src="vendor/selectFx/classie.js"></script>
        <script src="vendor/selectFx/selectFx.js"></script>
        <script src="vendor/select2/select2.min.js"></script>
        <script src="vendor/bootstrap-datepicker/bootstrap-
datepicker.min.js"></script>
        <script src="vendor/bootstrap-timepicker/bootstrap-
timepicker.min.js"></script>
        <!-- end: JAVASCRIPTS REQUIRED FOR THIS PAGE ONLY -->
        <!-- start: CLIP-TWO JAVASCRIPTS -->
        <script src="assets/js/main.js"></script>
        <!-- start: JavaScript Event Handlers for this page -->

```

```
<script src="assets/js/form-elements.js"></script>
<script>
    jQuery(document).ready(function() {
        Main.init();
        FormElements.init();
    });
</script>
<!-- end: JavaScript Event Handlers for this page -->
<!-- end: CLIP-TWO JAVASCRIPTS -->
</body>
</html>
```

EDIT PROFILE-

```
<?php
session_start();
//error_reporting(0);
include('include/config.php');
include('include/checklogin.php');
check_login();
if(isset($_POST['submit']))
{
    $fname=$_POST['fname'];
    $address=$_POST['address'];
    $city=$_POST['city'];
    $gender=$_POST['gender'];

    $sql=mysqli_query($con,"Update users set
    fullName='$fname',address='$address',city='$city',gender='$gender' where
    id='".$_SESSION['id']."'");
    if($sql)
    {
        $msg="Your Profile updated Successfully";

    }

}
?>
<!DOCTYPE html>
<html lang="en">
<head>
```

```
<title>User | Edit Profile</title>
<meta charset="utf-8" />
<meta name="viewport" content="width=device-width, initial-
scale=1.0, user-scalable=0, minimum-scale=1.0, maximum-scale=1.0">
<meta name="apple-mobile-web-app-capable" content="yes">
<meta name="apple-mobile-web-app-status-bar-style"
content="black">
<meta content="" name="description" />
<meta content="" name="author" />
<link
href="http://fonts.googleapis.com/css?family=Lato:300,400,400italic,600,700|Raleway:300,400,500,600,700|Crete+Round:400italic" rel="stylesheet"
type="text/css" />
<link rel="stylesheet" href="vendor/bootstrap/css/bootstrap.min.css">
<link rel="stylesheet" href="vendor/fontawesome/css/fontawesome.min.css">
<link rel="stylesheet" href="vendor/themify-icons/themify-
icons.min.css">
<link href="vendor/animate.css/animate.min.css" rel="stylesheet"
media="screen">
<link href="vendor/perfect-scrollbar/perfect-scrollbar.min.css"
rel="stylesheet" media="screen">
<link href="vendor/switchery/switchery.min.css" rel="stylesheet"
media="screen">
<link href="vendor/bootstrap-touchspin/jquery.bootstrap-
touchspin.min.css" rel="stylesheet" media="screen">
<link href="vendor/select2/select2.min.css" rel="stylesheet"
media="screen">
<link href="vendor/bootstrap-datepicker/bootstrap-
datepicker3.standalone.min.css" rel="stylesheet" media="screen">
<link href="vendor/bootstrap-timepicker/bootstrap-
timepicker.min.css" rel="stylesheet" media="screen">
<link rel="stylesheet" href="assets/css/styles.css">
<link rel="stylesheet" href="assets/css/plugins.css">
<link rel="stylesheet" href="assets/css/themes/theme-1.css"
id="skin_color" />

</head>
<body>
<div id="app">
<?php include('include/sidebar.php');?>
<div class="app-content">
```



```
<h5 class="panel-title">Edit Profile</h5>
```

```
</div>
```

```
class="panel-body">
```

```
<div class="panel-body">
    <?php
    $sql=mysqli_query($con,"select * from users where id='".$_SESSION['id']."'");
    while($data=mysqli_fetch_array($sql))
    {
    ?>
    <h4><?php echo htmlentities($data['fullName']);?>'s Profile</h4>
    <p><b>Profile Reg. Date: </b><?php echo htmlentities($data['regDate']);?></p>
    <?php if($data['updataionDate']){?>
    <p><b>Profile Last Updataion Date: </b><?php echo
    htmlentities($data['updataionDate']);?></p>
    <?php } ?>
    <hr />
    <form role="form" name="edit" method="post">
```

```
<div class="form-group">
```

```
<label for="fname">
```

```
User Name
```

```
</label>
```

```
<input type="text" name="fname" class="form-control" value="<?php echo
htmlentities($data['fullName']);?>" >
```

```
</div>
```

```
<div class="form-group">
```

```
<label for="address">
```

```
Address
```

```
</label>
```

```
<textarea name="address" class="form-control"><?php echo htmlentities($data['address']);?></textarea>
```

```
</div>
```

```
<div class="form-group">
```

```
<label for="city">
```

```
City
```

```
</label>
```

```
<input type="text" name="city" class="form-control" required="required" value="<?php echo htmlentities($data['city']);?>" >
```

```
</div>
```

```
<div class="form-group">
```

```
<label for="gender">
```

```
Gender
```

```
</label>
```

```
<select name="gender" class="form-control" required="required" >  
<option value="<?php echo htmlentities($data['gender']);?>"><?php echo  
htmlentities($data['gender']);?></option>  
<option value="male">Male</option>  
<option value="female">Female</option>  
<option value="other">Other</option>  
</select>
```

```
</div>
```

```
<div class="form-group">
```

```
<label for="fess">
```

```
User Email
```

```
</label>
```

```
<input type="email" name="uemail" class="form-control" readonly="readonly" value="<?php echo  
htmlentities($data['email']);?>">
```

```
id</a>
```

```
<a href="change-email.php">Update your email
```

```
</div>
```

```
primary">
```

```
<button type="submit" name="submit" class="btn btn-o btn-
```

```
Update
```

```
</button>
```

```
</form>
```

```
<?php } ?>
```

```
</div>
```

```
</div>
```

```
</div>
```

```
</div>
```

```
</div>
```

```
<div class="col-lg-12
```

```
col-md-12">
```

```
<div
```

```
class="panel panel-white">
```

```
</div>
```

```
</div>
```

```
</div>
```

```
</div>
```

```
<!-- end: BASIC EXAMPLE -->
```

```
<!-- end: SELECT BOXES -->
```

```
</div>
```

```
</div>
```

```
</div>
```

```
<!-- start: FOOTER -->
```

```
<?php include('include/footer.php');?>
```

```
<!-- end: FOOTER -->
```

```
<!-- start: SETTINGS -->
```

```
<?php include('include/setting.php');?>
```

```
<!-- end: SETTINGS -->
```

```
</div>
```

```
<!-- start: MAIN JAVASCRIPTS -->
```

```
<script src="vendor/jquery/jquery.min.js"></script>
```

```
<script src="vendor/bootstrap/js/bootstrap.min.js"></script>
```

```
<script src="vendor/modernizr/modernizr.js"></script>
```

```
<script src="vendor/jquery-cookie/jquery.cookie.js"></script>
```

```
<script src="vendor/perfect-scrollbar/perfect-  
scrollbar.min.js"></script>
```

```
<script src="vendor/switchery/switchery.min.js"></script>
```

```
<!-- end: MAIN JAVASCRIPTS -->
```

```
<!-- start: JAVASCRIPTS REQUIRED FOR THIS PAGE ONLY -->
```

```
<script
```

```
src="vendor/maskedinput/jquery.maskedinput.min.js"></script>
```

```
<script src="vendor/bootstrap-touchspin/jquery.bootstrap-  
touchspin.min.js"></script>
```

```
<script src="vendor/autosize/autosize.min.js"></script>
```

```
<script src="vendor/selectFx/classie.js"></script>
```

```
<script src="vendor/selectFx/selectFx.js"></script>
```

```
<script src="vendor/select2/select2.min.js"></script>
```

```
<script src="vendor/bootstrap-datepicker/bootstrap-  
datepicker.min.js"></script>
```

```

        <script src="vendor/bootstrap-timepicker/bootstrap-
timepicker.min.js"></script>
        <!-- end: JAVASCRIPTS REQUIRED FOR THIS PAGE ONLY -->
        <!-- start: CLIP-TWO JAVASCRIPTS -->
        <script src="assets/js/main.js"></script>
        <!-- start: JavaScript Event Handlers for this page -->
        <script src="assets/js/form-elements.js"></script>
        <script>
            jQuery(document).ready(function() {
                Main.init();
                FormElements.init();
            });
        </script>
        <!-- end: JavaScript Event Handlers for this page -->
        <!-- end: CLIP-TWO JAVASCRIPTS -->
    </body>
</html>

```

BOOK APPOINTMENT-

```

<?php
session_start();
//error_reporting(0);
include('include/config.php');
include('include/checklogin.php');
check_login();

if(isset($_POST['submit']))
{
$specilization=$_POST['Doctorspecialization'];
$doctorid=$_POST['doctor'];
$userid=$_SESSION['id'];
$fees=$_POST['fees'];
$appdate=$_POST['appdate'];
$time=$_POST['apptime'];
$userstatus=1;
$docstatus=1;
$query=mysqli_query($con,"insert into
appointment(doctorSpecialization,doctorId,userId,consultancyFees,appointmentDa
te,appointmentTime,userStatus,doctorStatus)
values('$specilization','$doctorid','$userid','$fees','$appdate','$time','$userstatus','$d
ocstatus')");
    if($query)
    {

```

```

        echo "<script>alert('Your appointment successfully
booked');</script>";
    }

}
?>
<!DOCTYPE html>
<html lang="en">
    <head>
        <title>User | Book Appointment</title>
        <meta charset="utf-8" />
        <meta name="viewport" content="width=device-width, initial-
scale=1.0, user-scalable=0, minimum-scale=1.0, maximum-scale=1.0">
        <meta name="apple-mobile-web-app-capable" content="yes">
        <meta name="apple-mobile-web-app-status-bar-style"
content="black">
        <meta content="" name="description" />
        <meta content="" name="author" />
        <link
href="http://fonts.googleapis.com/css?family=Lato:300,400,400italic,600,700|Ral
eway:300,400,500,600,700|Crete+Round:400italic" rel="stylesheet"
type="text/css" />
        <link rel="stylesheet" href="vendor/bootstrap/css/bootstrap.min.css">
        <link rel="stylesheet" href="vendor/fontawesome/css/font-
awesome.min.css">
        <link rel="stylesheet" href="vendor/themify-icons/themify-
icons.min.css">
        <link href="vendor/animate.css/animate.min.css" rel="stylesheet"
media="screen">
        <link href="vendor/perfect-scrollbar/perfect-scrollbar.min.css"
rel="stylesheet" media="screen">
        <link href="vendor/switchery/switchery.min.css" rel="stylesheet"
media="screen">
        <link href="vendor/bootstrap-touchspin/jquery.bootstrap-
touchspin.min.css" rel="stylesheet" media="screen">
        <link href="vendor/select2/select2.min.css" rel="stylesheet"
media="screen">
        <link href="vendor/bootstrap-datepicker/bootstrap-
datepicker3.standalone.min.css" rel="stylesheet" media="screen">
        <link href="vendor/bootstrap-timepicker/bootstrap-
timepicker.min.css" rel="stylesheet" media="screen">
        <link rel="stylesheet" href="assets/css/styles.css">
        <link rel="stylesheet" href="assets/css/plugins.css">

```

```
        <link rel="stylesheet" href="assets/css/themes/theme-1.css"
id="skin_color" />
```

```
        <script>
function getdoctor(val) {
    $.ajax({
        type: "POST",
        url: "get_doctor.php",
        data:'specilizationid='+val,
        success: function(data){
            $("#doctor").html(data);
        }
    });
}
</script>
```

```
<script>
function getfee(val) {
    $.ajax({
        type: "POST",
        url: "get_doctor.php",
        data:'doctor='+val,
        success: function(data){
            $("#fees").html(data);
        }
    });
}
</script>
```

```
    </head>
    <body>
        <div id="app">
<?php include('include/sidebar.php');?>
            <div class="app-content">
                <?php include('include/header.php');?>
                <!-- end: TOP NAVBAR -->
                <div class="main-content" >
```



```

echo htmlentities($_SESSION['msg1']);?>
htmlentities($_SESSION['msg1']="");?></p>

<form role="form" name="book" method="post" >

<div class="form-group">

    <label for="DoctorSpecialization">

        Doctor Specialization

    </label>

    <select name="Doctorspecialization"
class="form-control" onChange="getdoctor(this.value);" required="required">

        <option value="">Select Specialization</option>
<?php $ret=mysqli_query($con,"select * from doctorspecilization");
while($row=mysqli_fetch_array($ret))
{
?>

        <option value="<?php echo
htmlentities($row['specilization']);?>">

            <?php echo htmlentities($row['specilization']);?>

        </option>

        <?php } ?>

    </select>

</div>

```

```
<div class="form-group">
  <label for="doctor">
    Doctors
  </label>
  <select name="doctor" class="form-control" id="doctor" onChange="getfee(this.value);" required="required">
    <option value="">Select Doctor</option>
  </select>
</div>
```

```
<div class="form-group">
  <label for="consultancyfees">
    Consultancy Fees
  </label>
  <select name="fees" class="form-control" id="fees" readonly>
  </select>
</div>
```

```
<div class="form-group">
  <label for="AppointmentDate">
    Date
  </label>
```

```
<input class="form-control datepicker" name="appdate" required="required" data-date-format="yyyy-mm-dd">
```

```
</div>
```

```
<div class="form-group">
```

```
<label for="Appointmenttime">
```

Time

```
</label>
```

```
<input class="form-control" name="apptime" id="timepicker1" required="required">eg : 10:00 PM
```

```
</div>
```

```
<button type="submit" name="submit" class="btn btn-o btn-primary">
```

Submit

```
</button>
```

```
</form>
```

```
</div>
```

```
</div>
```

```
</div>
```

```
</div>
```

```
</div>
```

```
</div>
```

```
        </div>
    <!-- end: BASIC EXAMPLE -->

    <!-- end: SELECT BOXES -->

    </div>
  </div>
</div>
  <!-- start: FOOTER -->
<?php include('include/footer.php');?>
  <!-- end: FOOTER -->

  <!-- start: SETTINGS -->
<?php include('include/setting.php');?>

  <!-- end: SETTINGS -->
</div>
<!-- start: MAIN JAVASCRIPTS -->
<script src="vendor/jquery/jquery.min.js"></script>
<script src="vendor/bootstrap/js/bootstrap.min.js"></script>
<script src="vendor/modernizr/modernizr.js"></script>
<script src="vendor/jquery-cookie/jquery.cookie.js"></script>
<script src="vendor/perfect-scrollbar/perfect-
scrollbar.min.js"></script>
<script src="vendor/switchery/switchery.min.js"></script>
<!-- end: MAIN JAVASCRIPTS -->
<!-- start: JAVASCRIPTS REQUIRED FOR THIS PAGE ONLY -->
<script
src="vendor/maskedinput/jquery.maskedinput.min.js"></script>
<script src="vendor/bootstrap-touchspin/jquery.bootstrap-
touchspin.min.js"></script>
<script src="vendor/autosize/autosize.min.js"></script>
<script src="vendor/selectFx/classie.js"></script>
<script src="vendor/selectFx/selectFx.js"></script>
<script src="vendor/select2/select2.min.js"></script>
<script src="vendor/bootstrap-datepicker/bootstrap-
datepicker.min.js"></script>
```

```

<script src="vendor/bootstrap-timepicker/bootstrap-
timepicker.min.js"></script>
<!-- end: JAVASCRIPTS REQUIRED FOR THIS PAGE ONLY -->
<!-- start: CLIP-TWO JAVASCRIPTS -->
<script src="assets/js/main.js"></script>
<!-- start: JavaScript Event Handlers for this page -->
<script src="assets/js/form-elements.js"></script>
<script>
    jQuery(document).ready(function() {
        Main.init();
        FormElements.init();
    });

    $('#datepicker').datepicker({
format: 'yyyy-mm-dd',
startDate: '-3d'
});
</script>
<script type="text/javascript">
    $('#timepicker1').timepicker();
</script>
<!-- end: JavaScript Event Handlers for this page -->
<!-- end: CLIP-TWO JAVASCRIPTS -->

<script
src="http://ajax.googleapis.com/ajax/libs/jquery/1.8.0/jquery.min.js"></script>

</body>
</html>

```

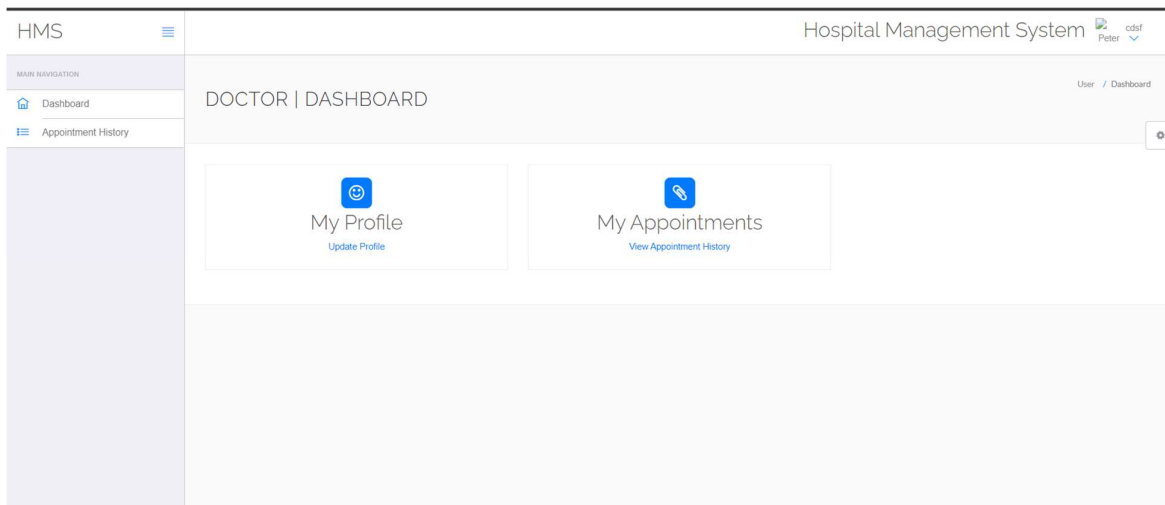


Figure 4 Doctor dashboard

REGISTRATION-

```
<?php
include_once('include/config.php');
if(isset($_POST['submit']))
{
$name=$_POST['full_name'];
$address=$_POST['address'];
$city=$_POST['city'];
$gender=$_POST['gender'];
$email=$_POST['email'];
$password=md5($_POST['password']);
$query=mysqli_query($con,"insert into
users(fullname,address,city,gender,email,password)
values('$name','$address','$city','$gender','$email','$password')");
if($query)
{
    echo "<script>alert('Successfully Registered. You can login
now');</script>";
    //header('location:user-login.php');
}
}
?>
```

```
<!DOCTYPE html>
```

```
<html lang="en">
```

```
    <head>
```

```
        <title>User Registration</title>
```

```
        <meta charset="utf-8" />
```

```
        <meta name="viewport" content="width=device-width, initial-
scale=1.0, user-scalable=0, minimum-scale=1.0, maximum-scale=1.0">
```

```
        <meta name="apple-mobile-web-app-capable" content="yes">
```

```
        <meta name="apple-mobile-web-app-status-bar-style"
content="black">
```

```
        <meta content="" name="description" />
```

```
        <meta content="" name="author" />
```

```
        <link
href="http://fonts.googleapis.com/css?family=Lato:300,400,400italic,600,7
00|Raleway:300,400,500,600,700|Crete+Round:400italic" rel="stylesheet"
type="text/css" />
        <link rel="stylesheet"
href="vendor/bootstrap/css/bootstrap.min.css">
        <link rel="stylesheet" href="vendor/fontawesome/css/font-
awesome.min.css">
        <link rel="stylesheet" href="vendor/themify-icons/themify-
icons.min.css">
        <link href="vendor/animate.css/animate.min.css"
rel="stylesheet" media="screen">
        <link href="vendor/perfect-scrollbar/perfect-scrollbar.min.css"
rel="stylesheet" media="screen">
        <link href="vendor/switchery/switchery.min.css"
rel="stylesheet" media="screen">
        <link rel="stylesheet" href="assets/css/styles.css">
        <link rel="stylesheet" href="assets/css/plugins.css">
        <link rel="stylesheet" href="assets/css/themes/theme-1.css"
id="skin_color" />
```

```
        <script type="text/javascript">
function valid()
{
if(document.registration.password.value!=
document.registration.password_again.value)
{
alert("Password and Confirm Password Field do not match !!");
document.registration.password_again.focus();
return false;
}
return true;
}
</script>
```

```
</head>
```

```
<body class="login">
    <!-- start: REGISTRATION -->
    <div class="row">
        <div class="main-login col-xs-10 col-xs-offset-1 col-sm-8
col-sm-offset-2 col-md-4 col-md-offset-4">
```



```

        </div>
    </div>
    <div class="form-actions">
        <p>
            Already have an
account?
            <a href="user-
login.php">
                Log-in
            </a>
        </p>
        <button type="submit"
class="btn btn-primary pull-right" id="submit" name="submit">
            Submit <i class="fa fa-
arrow-circle-right"></i>
        </button>
    </div>
</fieldset>
</form>

    <div class="copyright">
        &copy; <span class="current-
year"></span><span class="text-bold text-uppercase"> HMS</span>.
        <span>All rights reserved</span>
    </div>

</div>

</div>
</div>
<script src="vendor/jquery/jquery.min.js"></script>
<script src="vendor/bootstrap/js/bootstrap.min.js"></script>
<script src="vendor/modernizr/modernizr.js"></script>
<script src="vendor/jquery-cookie/jquery.cookie.js"></script>
<script
scrollbar.min.js"></script>
    src="vendor/perfect-scrollbar/perfect-
<script src="vendor/switchery/switchery.min.js"></script>
<script
validation/jquery.validate.min.js"></script>
    src="vendor/jquery-
<script src="assets/js/main.js"></script>
<script src="assets/js/login.js"></script>
<script>
    jQuery(document).ready(function() {

```

```
        Main.init();
        Login.init();
    });
</script>
```

```
<script>
function userAvailability() {
$("#loaderIcon").show();
jQuery.ajax({
url: "check_availability.php",
data:'email='+$("#email").val(),
type: "POST",
success:function(data){
$("#user-availability-status1").html(data);
$("#loaderIcon").hide();
},
error:function (){}
});
}
</script>
```

```
</body>
<!-- end: BODY -->
</html>
```

USER LOGIN-

```
<?php
session_start();
error_reporting(0);
include("include/config.php");
if(isset($_POST['submit']))
{
$ret=mysqli_query($con,"SELECT * FROM users WHERE
email='".$_POST['username']."' and
password='".md5($_POST['password'])."'");
$num=mysqli_fetch_array($ret);
if($num>0)
{
$extra="dashboard.php";//
$_SESSION['login']=$_POST['username'];
$_SESSION['id']=$num['id'];
$host=$_SERVER['HTTP_HOST'];
$uip=$_SERVER['REMOTE_ADDR'];
```

```

$status=1;
// For stroing log if user login successfull
$log=mysqli_query($con,"insert into userlog(uid,username,userip,status)
values('".$_SESSION['id']."','".$_SESSION['login']."','$uip','$status')");
$uri=rtrim(dirname($_SERVER['PHP_SELF']),'\');
header("location:http://$host$uri/$extra");
exit();
}
else
{
    // For stroing log if user login unsuccessful
    $_SESSION['login']=$_POST['username'];
    $uip=$_SERVER['REMOTE_ADDR'];
    $status=0;
    mysqli_query($con,"insert into userlog(username,userip,status)
values('".$_SESSION['login']."','$uip','$status')");
    $_SESSION['errmsg']="Invalid username or password";
    $extra="user-login.php";
    $host = $_SERVER['HTTP_HOST'];
    $uri = rtrim(dirname($_SERVER['PHP_SELF']),'\');
    header("location:http://$host$uri/$extra");
    exit();
}
}
?>

```

```

<!DOCTYPE html>
<html lang="en">
    <head>
        <title>User-Login</title>
        <meta charset="utf-8" />
        <meta name="viewport" content="width=device-width, initial-
scale=1.0, user-scalable=0, minimum-scale=1.0, maximum-scale=1.0">
        <meta name="apple-mobile-web-app-capable" content="yes">
        <meta name="apple-mobile-web-app-status-bar-style"
content="black">
        <meta content="" name="description" />
        <meta content="" name="author" />
        <link
href="http://fonts.googleapis.com/css?family=Lato:300,400,400italic,600,7
00|Raleway:300,400,500,600,700|Crete+Round:400italic" rel="stylesheet"
type="text/css" />

```

```

        <link                                rel="stylesheet"
href="vendor/bootstrap/css/bootstrap.min.css">
        <link rel="stylesheet" href="vendor/fontawesome/css/font-
awesome.min.css">
        <link rel="stylesheet" href="vendor/themify-icons/themify-
icons.min.css">
        <link                                href="vendor/animate.css/animate.min.css"
rel="stylesheet" media="screen">
        <link href="vendor/perfect-scrollbar/perfect-scrollbar.min.css"
rel="stylesheet" media="screen">
        <link                                href="vendor/switchery/switchery.min.css"
rel="stylesheet" media="screen">
        <link rel="stylesheet" href="assets/css/styles.css">
        <link rel="stylesheet" href="assets/css/plugins.css">
        <link rel="stylesheet" href="assets/css/themes/theme-1.css"
id="skin_color" />
    </head>
    <body class="login">
        <div class="row">
            <div class="main-login col-xs-10 col-xs-offset-1 col-sm-8
col-sm-offset-2 col-md-4 col-md-offset-4">
                <div class="logo margin-top-30">
                    <a href=" ../index.html"><h2> HMS | Patient
Login</h2></a>
                </div>

                <div class="box-login">
                    <form class="form-login" method="post">
                        <fieldset>
                            <legend>
                                Sign in to your account
                            </legend>
                            <p>
                                Please enter your name and
password to log in.<br />
                                <span
style="color:red;"><?php echo $_SESSION['errmsg']; ?><?php echo
$_SESSION['errmsg']="";?></span>
                                </p>
                                <div class="form-group">
                                    <span class="input-icon">
                                        <input type="text"
class="form-control" name="username" placeholder="Username">

```

```

user"></i> </span>
                                <i class="fa fa-
                                </div>
                                <div class="form-group form-
actions">
                                <span class="input-icon">
                                <input
type="password" class="form-control password" name="password"
placeholder="Password">
                                <i class="fa fa-
lock"></i>
                                </span><a
href="forgot-password.php">
                                Forgot Password ?
                                </a>
                                </div>
                                <div class="form-actions">
                                <button type="submit"
class="btn btn-primary pull-right" name="submit">
                                Login <i class="fa fa-
arrow-circle-right"></i>
                                </button>
                                </div>
                                <div class="new-account">
                                Don't have an account yet?
                                <a href="registration.php">
                                Create an account
                                </a>
                                </div>
                                </fieldset>
                                </form>
                                <div class="copyright">
                                &copy; <span class="current-
year"></span><span class="text-bold text-uppercase"> HMS</span>.
                                <span>All rights reserved</span>
                                </div>
                                </div>
                                </div>
                                </div>
                                </div>

```

```

        <script src="vendor/jquery/jquery.min.js"></script>
        <script src="vendor/bootstrap/js/bootstrap.min.js"></script>
        <script src="vendor/modernizr/modernizr.js"></script>
        <script src="vendor/jquery-cookie/jquery.cookie.js"></script>
        <script src="vendor/perfect-scrollbar/perfect-scrollbar.min.js"></script>
        <script src="vendor/switchery/switchery.min.js"></script>
        <script src="vendor/jquery-validation/jquery.validate.min.js"></script>

        <script src="assets/js/main.js"></script>

        <script src="assets/js/login.js"></script>
        <script>
            jQuery(document).ready(function() {
                Main.init();
                Login.init();
            });
        </script>

    </body>
    <!-- end: BODY -->
</html>

```

Functions of this System:

1. This system provides a list of various products
2. There are various brands information along with the additional details
3. There is an online application form where the patient can choose their respective doctor.
4. There is one important function provided where the information about the staff can be maintained.
5. There is database connectivity provided where each patient detail has been stored.
6. The system Provides functions of editing patient details.
7. It provides functions of editing product details.
8. Its Provide functions of editing staff details.

IV. Results And Discussion

The study indicates that most users' expectations were supported. The Hospital Management System software system meets user demand concerning coming into the patient

V. Conclusion

Hospital Management System not solely provides a chance to the hospital to boost their patient care, however can also increase the gain of the organization. This might improve the latency to the stress of patient care as a result of it automating the method of aggregation, collating, and retrieving patient data. It provides easy accessibility to the patient. Hospitals need to be clear, and a small error can lead to critical issues. The Hospital Management System, as an automatic method, helps in eradicating the mistakes within the medical reports. The Hospital Management System is safer and, therefore, has no likelihood for information thefts to occur because it happens in manual systems. attention centers and different hospitals will keep their vital data safe from hackers or unauthorized persons. Everything in Hospital Management is accessed by a controlled methodology and, therefore, no likelihood for errors.

VI. References

1. (n.d.).
- Buchbinder S, a. T. (2010). An Overview of Healthcare Management. *jones and bretellet Learning*, 16.
- 2.Malden, S. (2021). Utilizing health information technology in the treatment and management of patients during the COVID-19 pandemic: Lessons from international case study sites. *JAMIA*, 8.
- 3.Smith M. and Gert van der Pijl. (1999). Developments in Hospital Managment and information System. Nethaerlands.
- 4.Srinivisan, R. (2020). *HEALTH CARE IN INDIA - VISION 2020*. Delhi: Niti Ayog.
5. Welfare, D. o. (2011). *Health Management Information System*. Chennai: Govt of Tamil N adu.

